

# RIVAGE



**FIRST  
IMPRESSION  
MATTERS**

---

The average mark given by visitors to reception areas is 13/20. Buronomic reception furniture is your company's opportunity to make a great first impression. Buronomic proposes aesthetic reception counters and desks with modular and elegant styles in a wide choice of colours to best represent your business.




# RIVAGE

SUBLIME

The Rivage reception counter features bold style, its dynamic geometry punctuated by the wavy lines of its bright facade. Demonstrating extensive joinery skill, Rivage combines two panels of different thickness and colours with an elegant mitre cut. Rivage transforms your reception into an area of prestige.





## Details

**1.** Worktop ingeniously equipped with a full width panel for easy access to cables. **2.** Elegant, thick Nitech® facing, white gloss lacquer effect finish and mitre cut, enhanced with LED lighting. **3.** Reception counter with satin finish tempered glass shelf. **4.** Cable routing at the corners of the worktops.





## Materials and warranty

Our industrial know-how guarantees the quality and durability of the materials used to make our furniture.



### STRUCTUREX® PANELS

Full panels of particles with melamine surfacing. Counter-balanced and treated against reflection. Thickness 16 to 25 mm. Density 680 kg/m<sup>3</sup> for the 25 mm panels. Tested as conforming to abrasion and hot & cold water resistance to the XP D60-050 standard.



### NITECH® PANELS

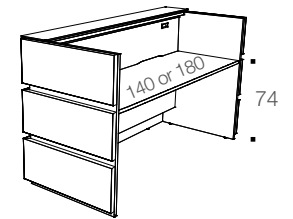
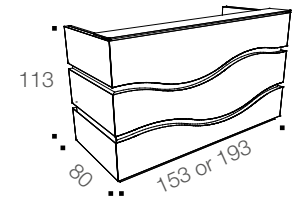
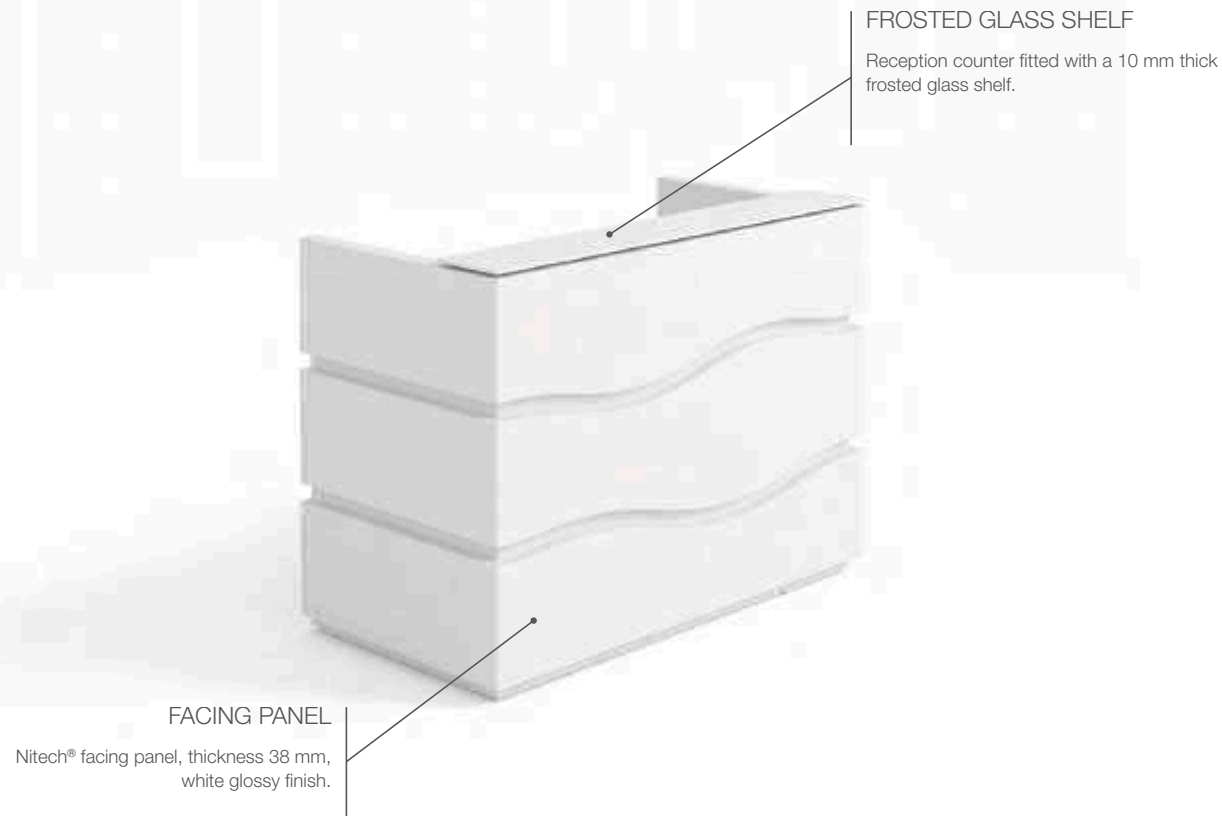
Honeycombed panels between 2 melamine coated 8 mm infills, total thickness 38 mm. Decorative coating imitating a choice of wood species. Anti-shock reinforcement edging in ABS, thickness 2 mm.



### 5 YEAR GUARANTEE

The quality and durability of the materials enable us to guarantee all our ranges for 5 years under normal conditions of use.

## + More details



## Technical description

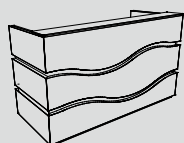
- Structure made of Structorex®, thickness 25mm, color or wood MFC finishes.
- 2 mm ABS edging.
- Nitech® facing panel, thickness 38 mm, white glossy finish.
- Reception counter fitted with a 10 mm thick frosted glass shelf.
- High capacity electrical technical compartment allowing housing for several power blocks and cable passage from top to floor via 2 cable ports.
- A movable panel endowed with 2 chrome-plated handles allows easy reach on connections.
- Top and electrical technical compartment panel available in white finish only.
- Pre-equipment of embedded plastic rails for a fast and easy assembly of the LED.

## Finishes

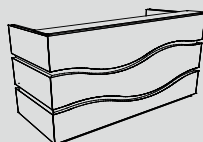


## Nitech® reception counter

L 153 CM  
RECEPTION COUNTER



L 193 CM  
RECEPTION COUNTER

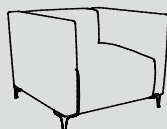


Dimensions in cm	Description	Ref.	+ Finish
D 80 / H 113 / L 153	without LED	BR18S	+ 
	with inner + outer LED	BR21S	+ 
D 80 / H 113 / L 193	without LED	BR14S	+ 
	with inner + outer LED	BR17S	+ 



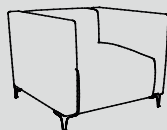
## Additional units

### FABRIC AISANCE CHAIR



Dimensions in cm	Description	Ref.	+ Finish
D 76 / H 69 / L 76	1 seater armchair - Mirage fabric	AISTISSU1P	+
Mirage fabric finishes - see page 10			

### LEATHER AISANCE CHAIR

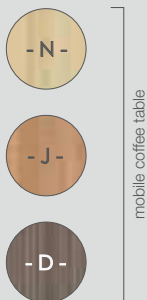


D 76 / H 69 / L 76	1 seater armchair - Inca leather	AISCUIR1P	+
Inca eco-leather finishes - see page 10			

### MOBILE COFFEE TABLE



60 x 60 / H 32	without lacquered glass top	BH693	+
	with White lacquered glass top	BH853	+
Unavailable in Apple, Raspberry and Black finishes			



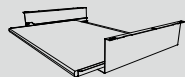


## Options

### SET OF LED

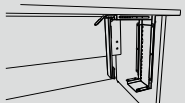
Description	Dimensions in cm	Ref.
3 strips	L 150 L 190	BR261K BR271K

### KEYBOARD PULL-OUT SHELF



Description	Dimensions en cm	Finishes	Ref.
Metal sided wooden pull-out shelf	D 36 / H 10 / L 62	Anthracite	AF012L

### METAL CPU HOLDER




Fitted directly beneath the desk. Load max. 38kg	Useful depth from 33 to 63 cm Useful width from 8 to 23 cm	Aluminium White	AF031K AF037S
---	---	--------------------	------------------

## Chair finishes

---

### MIRAGE - FABRIC



### ECO LEATHER - INCA

