

REVERSO

ACCUEIL



The average mark given by visitors to reception areas is 13/20. Buronomic reception furniture is your company's opportunity to make a great first impression. Buronomic proposes aesthetic reception counters and desks with modular and elegant styles in a wide choice of colours to best represent your business.

A
CONTEMPORARY
DESIGN


Supplied by Merlin Industrial Products Ltd - 0845 124 9955 - sales@mipl.uk



REVERSO ACCUEIL

NATUREL

Straight to the point, Reverso reception furniture adapts to all office layouts through its outstanding modularity. Various modules are available: high counters, desks with fixed and sliding tops, glass reception, extension on leg with DDA overhanging top for wheelchair users. Reverso reception furniture units can be combined to create a customised reception area. Reverso, contemporary design conceived with the users in mind.



Details

1. Chrome-plated briefcase holder for reception counter. 2. Satin finish tempered glass shelf raised by a spacer 3. Reception DDA extension for wheelchair users.



Materials and warranty

Our industrial know-how guarantees the quality and durability of the materials used to make our furniture.



STRUCTUREX® PANELS

Full panels of particles with melamine surfacing. Counter-balanced and treated against reflection. Thickness 16 to 25 mm. Density 680 kg/m³ for the 25 mm panels. Tested as conforming to abrasion and hot & cold water resistance to the XP D60-050 standard.



NITECH® PANELS

Honeycombed panels between 2 melamine coated 8 mm infills, total thickness 38 mm. Decorative coating imitating a choice of wood species. Anti-shock reinforcement edging in ABS, thickness 2 mm.

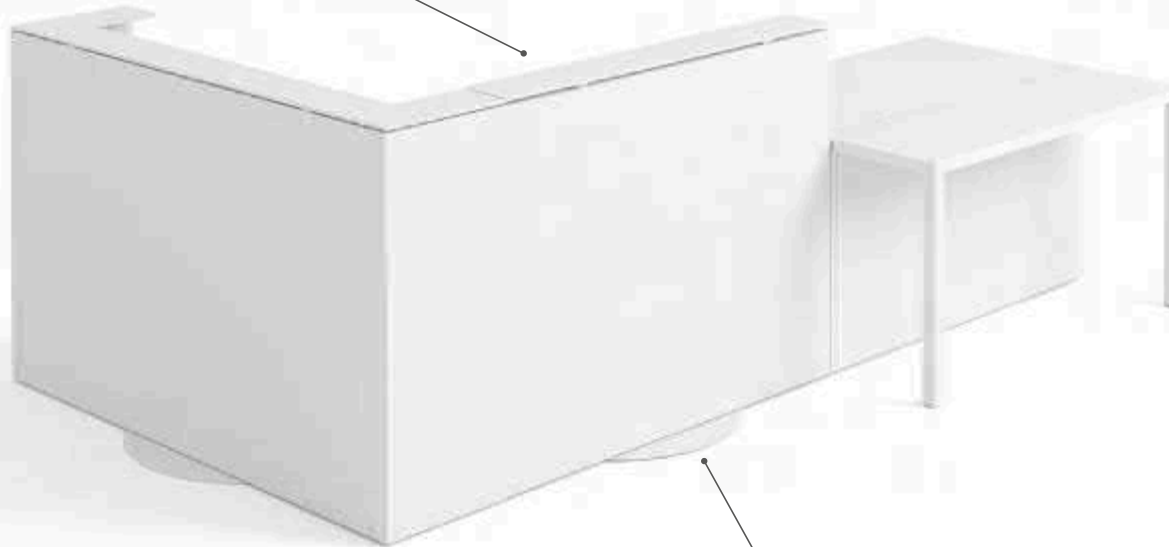


5 YEAR GUARANTEE

The quality and durability of the materials enable us to guarantee all our ranges for 5 years under normal conditions of use.

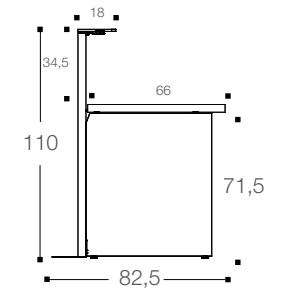
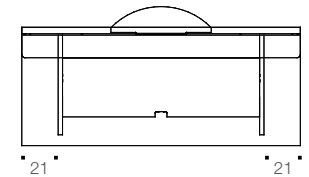
+ More details

MODULE
High module reception counter fitted with a 10 mm thick frosted glass shelf.



STABILISER

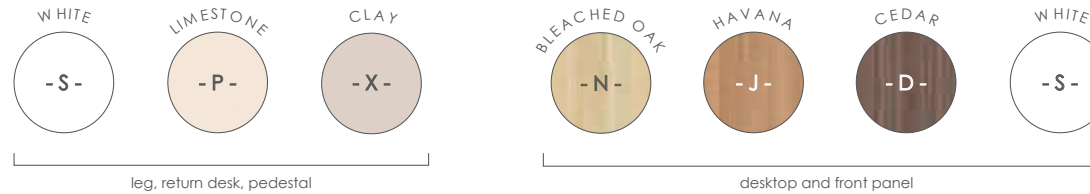
Compulsory stabilizer on the high modules and the modules equipped with the half-moon glass extension.



Technical description

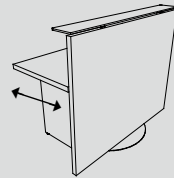
- Structure made of Structurex® thickness 25 mm, 2 mm ABS edging.
- Top and full front panel made of Nitech®, thickness 38 mm, 2 mm ABS edging.
- High module reception counter fitted with a 10 mm thick frosted glass shelf.
- Sliding top system allowing a simple access to connections and to accessorisation.
- Compulsory stabiliser on the high modules and the modules equipped with the half-moon glass extension.
- The monitor is horizontally multi-directional to 360°, indifferently fixed on all the length of full front panel and set at desired height.

Finishes



Nitech® reception counters

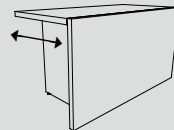
HIGH COUNTER UNIT



Dimensions in cm	FIXED		SLIDING	
	Ref.	+ Finishes	Ref.	+ Finishes
D 70 / L 140	BF39	+ <input type="checkbox"/>	BF42	+ <input type="checkbox"/>
D 70 / L 160	BF40	+ <input type="checkbox"/>	BF43	+ <input type="checkbox"/>
D 70 / L 180	BF41	+ <input type="checkbox"/>	BF44	+ <input type="checkbox"/>




Fitted with the stabiliser and a frosted glass top.

LOW COUNTER UNIT




D 70 cm				
D 70 / L 140	BF23	+ <input type="checkbox"/>	BF27	+ <input type="checkbox"/>
D 70 / L 160	BF24	+ <input type="checkbox"/>	BF28	+ <input type="checkbox"/>
D 70 / L 180	BF25	+ <input type="checkbox"/>	BF29	+ <input type="checkbox"/>
D 80 cm				
D 80 / L 180	BF26	+ <input type="checkbox"/>	BF30	+ <input type="checkbox"/>

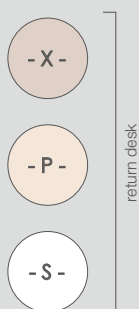
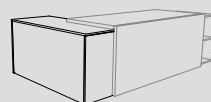
Additional units

Description	Dimensions in cm	Ref.	+ Finish
Return unit with frosted glass shelf	D 44 / H 110 / L 140	BR593	+ 
	D 44 / H 110 / L 180	BR603	+ 
Structurex® return desk	D 60 / H 71 / L 140	BN163	+ 

HIGH RETURN UNIT



RETURN DESK

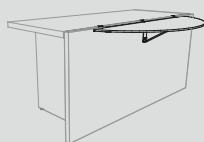


Additional units



DDA* extension unit

HALF-MOON
GLASS EXTENSION

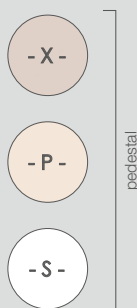


Description	Dimensions in cm	Ref.	+ Finish
10 mm thick half-moon extension	D 40 / L 120	BN186S	
No compatible with L 140 cm desk. It is necessary to add the stabiliser at the bottom section. (see page Options).			

DDA* EXTENSION UNIT

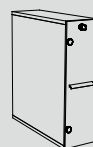


Extension comprising a Nitech® desktop and 2 metal legs 50 x 50 mm section	D 40 / L 140	BN546	+
*DDA = Disability discrimination act			



pedestal

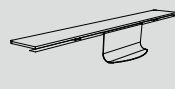
SLIM PEDESTAL



Slim storage unit fitted with an adjustable height structure shelf and a white translucent Plexiglas hinged door	D 60 / H 71,5 / L 21	BF736	+
--	----------------------	-------	---

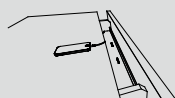
Options

BRIEFCASE HOLDER



Description	Dimensions in cm	Ref.
Fits on the upper edge of the front panel reception desk. Chrome epoxy finish	D 9 / H 16 / L 40	BN536Z

CABLE TRAY



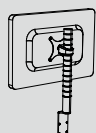
For sliding desk only. Aluminium epoxy finish	D 12,5	BF451K BF461K BF471K
For L 140 cm work surface		
For L 160 cm work surface		
For L 180 cm work surface		

STABILISER



To be fixed below and at the center of the integral front panel. Chrome epoxy finish	L 57,6	BF856Z
---	--------	--------

MONITOR ARM



For sliding desk only. Chrome fixing plate - Aluminium arm	H 40	BF836Z
---	------	--------