



E N S E M B L E



ENSEMBLE

CONFORT

The Ensemble meeting tables adapt to your requirements, from small groups on round tables to large meetings with all your teams, simply by adding central extensions. The Ensemble range offers a wide range of top shapes and leg designs: four legs, panel or trumpet base: take your pick.



Détails

1. Round table and tubular metal legs. 2. Round table with curved cross wooden leg.



Materials and warranty

Our industrial know-how guarantees the quality and durability of the materials used to make our furniture.



STRUCTUREX® PANELS

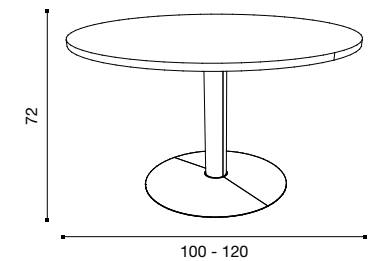
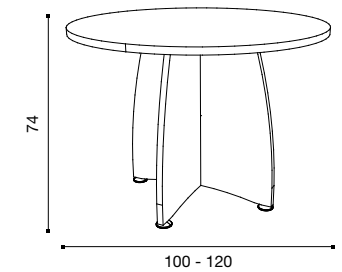
Full panels of particles with melamine surfacing. Counter-balanced and treated against reflection. Thickness 16 to 25 mm. Density 680 kg/m³ for the 25 mm panels. Tested as conforming to abrasion and hot & cold water resistance to the XP D60-050 standard.



5 YEAR GUARANTEE

The quality and durability of the materials enable us to guarantee all our ranges for 5 years under normal conditions of use.

+ More details



Technical description

- Desktop made of 25mm thick Structurex® board.
- 2mm ABS edging
- The elliptical tables have one or more oval openings leading onto one or more shelves that can accommodate power modules.
- The 25mm thick panel or cross legs are assembled together by metal inserts and cams and built with modesty strengthening panel for the larger models.
- The 60mm diameter adjustable screw jacks on the legs allow adjustment up to 10mm to compensate for any defects in the floor and to ensure that the table surface stays flat (excepted table with trumpet leg).
- The trumpet leg and cylindrical leg available in metal finish in lacquered epoxy finish.

Finishes



Structurex® leg tables

ROUND TABLE WITH CROSS BASE LEG



Dimensions en cm	Ref.	+ Finish
Ø 100 / H 74	AM823	+
Ø 120 / H 74	BJ483	+

BARREL TABLE PANEL LEG



D 120 / H 74 / L 200	BJ463	+
extension L 125	BJ473	+

Structurex® leg tables

L 240 CM ELLIPTICAL TABLE



Dimensions in cm

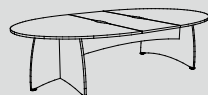
D 160 / H 74 / L 240
For seat 8 people

Ref.

+ Finish

BK183 + 

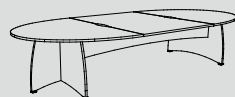
L 300 CM ELLIPTICAL TABLE



D 160 / H 74 / L 300
For seat 10 people

BK193 + 

L 360 CM ELLIPTICAL TABLE



D 160 / H 74 / L 360
For seat 12 people

BK203 + 



leg and desktop



Metal leg tables

ROUND TABLE WITH TRUMPET LEG



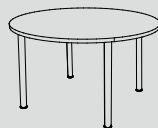
Dimensions in cm	Ref.	+ Finish
Ø 100 / H 72	BJ51	+ L L L
Ø 120 / H 72	BJ52	+ L L L

BARREL TABLE WITH TRUMPET LEG



P 120 / H 72 / L 200	BJ49	+ L L L
extension L 125	BJ50	+ L L L

ROUND TABLE WITH CYLINDRICAL LEG



Ø 100 / H 72	BM60	+ L L L
Ø 120 / H 72	BM61	+ L L L



FIND YOUR LOCAL DEALER



WWW.BURONOMIC.COM

Supplied by Merlin Industrial Products Ltd - 0845 124 9955 - sales@mipl.uk