


WORKWEAR LOCKERS

CREW LOCKER

Crew lockers are larger volume lockers, ensuring ample storage space with internal dividers to segregate bulky uniforms, boots, equipment and personal possessions.

- Reinforced and stiffened doors for added strength.
- Reinforced shelf with heavy duty hanging rail.



Lock Options
- page 27



Door Colours
- page 13



Crew Locker - 2 compartment

- Fixed heavy-duty top shelf.
- Hanging compartment comes with a heavy duty hanging rail.

Height -1800mm	
Widths mm	Depths mm
450	600
600	600

Crew Locker - 4 compartment

- Fixed heavy duty top and lower shelves.
- Divided compartments.
- Heavy duty hanging rail.

Height -1800mm	
Width mm	Depth mm
600	600




WORKWEAR LOCKERS

GARMENT LOCKER

Managing the issue of workplace clothing - often via third party laundries - is an essential part of hygiene procedures in many sectors. Integral anti-bacterial protection is standard on all of our garment issue lockers.

- Sloping tops are also available (page 19).
- Fitted with Deadlock, with 2 keys.



5, 10 and 15 Door Dispensers

Designed initially for work-wear, these lockers are equally suitable for the controlled issue of safety equipment, consumables or specific materials required for a working day or shift.

Garment Dispenser lockers provide each worker with key access to their secure compartment; to collect a freshly laundered issue of clothing. Compartment doors are inset within the main full-height door, which remains locked. The full-height main door allows access to all of the individual compartments, for re-stocking with laundered clothing.

Workers 'post' their used garments into an adjacent Collection locker. This separation of clean and used items can help in maintaining a hygienic working environment.



Collector

- Full-height door.
- Galvanised anti-theft shelf, angled inside 'post slot'.
- Hooks for laundry collection sack (sack not included).



5-Door Collector & Dispenser

- Half-height upper 'issue' door with 5 compartments.
- Lower 'collector' door with 'post slot'.
- Hooks for laundry collection sack (sack not included).



Laundry Locker

Top compartment can be opened independently to the main locker, to allow clean work-wear to be deposited by a laundry service.

- Double-width top shelf, shoe compartment and hanging space.

Height -1778mm	
Width mm	Depth mm
381	457

Height -1800mm	
Width mm	Depth mm
380	450

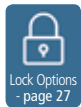
WORKWEAR LOCKER

POLICE LOCKER

We offer a variety of Police Locker solutions. From the storage of 'Airwave' radios to PSU bags, we have the right solution for police forces throughout the UK.

- Fixed and sturdy top shelf, heavy duty hanging rail and coat hook for easy clothes storage.

Height -1800mm	
Widths mm	Depths mm
450	600
600	600



Lock Options
- page 27



Door Colours
- page 13

Standard Police Locker

- Fixed and sturdy top shelf, heavy duty hanging rail and coat hook for clothes storage.



Locker with Lockable Cube

- Lockable cube on door with clear perspex front.



Locker with CS Cannister Holder

- CS Cannister holder.



Locker with Airwaves & CS Cannister Holder


- Airwaves compartment.
- CS Cannister holder.



CHARGING LOCKER

With trailing cables, the risk of theft, health & safety issues and finding access to safe and protected power points, charging lockers have been specifically designed to help overcome these issues and provide a secure, easy and safe solution.

- Lockers are fully portable as a single unit - simply place the unit in a convenient location, plug the unit into a power point and the lockers are ready to use.
- Finished with antibacterial technology, which is incorporated into the powder coating for a cleaner locker.



Four Door

Eight Door

Five Door

Height - 915mm*	
Width mm	Depth mm
250	180

* Height rises to 975mm with sloping top

Height - 930mm	
Width mm	Depth mm
300	300

For TOOLS

Designed for use in site cabins on building sites or in locations which have high usage of cordless tools; these lockers keep expensive battery chargers safe.

- Choose from 4, 6 or 8 doors.
- Single or double socket in four or six door lockers, single socket in eight door locker.

Height - 1800mm	
Width mm	Depth mm
300	300
	450



Four Door

Six Door

For SMALL ITEMS

Small Item Lockers provide secure storage and includes charging outlets for small, but valuable possessions.

- Choose from 4, 5 or 8 doors.
- Units can be hung on walls, fitted on top of each other or side-to-side.



Single Door

Ten Door

Five Door

For LAPTOPS

These purpose-designed locker units provide a safe sanctuary for charging laptops and real peace of mind for users.

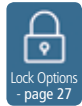
- Choose from 1, 5 or 10 doors.
- Full height locker accommodates ten laptops.
- Half height locker accommodates five laptops.
- Single door version allows access to all compartments under one key.

Height - 900 or 1800mm	
Width mm	Depth mm
450	450

SPECIALIST LOCKERS

Range of lockers designed to meet specific purposes. Vision door lockers are used widely in retail, preventing lockers being used as a hiding place for stolen items.

- Finished with antibacterial technology, which is incorporated into the powder coating for a cleaner locker.
- Sloping tops are also available (page 19).



VISION PANEL LOCKER

Incorporates a toughened polycarbonate view panel, set within a steel door and comes with an all-round edge - which allows you to see items stored in locker compartments without compromising on security.

- Available as 2, 3, 4, 6 or 8 doors.
- Fitted with deadlocks as standard.

Height -1800mm	
Width mm	Depths mm
300	300
	450

POST LOCKER

Allows sorted mail to be posted into secure compartments, which can only be accessed by the key-holder; with a master door for supervisor access or insertion of larger items.

- Choice of 10 or 15 door lockers.
- Individual doors are set within a main door, which is opened on its own, giving access to the compartment interior.
- Fitted with deadlock, with 2 keys.

Height -1778mm	
Width mm	Depth mm
381	457

