




**WORKING**  
*together*


*Gratnells*

## Tray Storage Units How to choose your tray storage units.

### 1 Choose your width...



### 2 height...



### 3 trays...



### 4 options...



### 5 tray colours...

#### Shallow/Deep Colours



#### Jumbo/ Extra Deep Colours



#### N2 Size Piccolo Colours



## Single & Double Column Tray Storage


- Sturdy 18mm construction
- Delivered fully assembled
- Includes trays
- Single Bay (W355 x D494mm)
- Double Bay (W688 x D494mm)

DELIVERY  
**3-4**  
WEEKS

### Unit Colours



Maple



Beech



Oak



**G Range**  
with Gratnells runners



**PSU Range**  
with wooden runners

### 5 High

(562mmH)



PSU03

### 6 High

(649mmH)



PSU06

### 7 High

(736mmH)



PSU05

### 8 High

(823mmH)



PSU08

### 9 High

(910mmH)



PSU11

### 10 High

(997mmH)



PSU15

### PSU Range

(with wooden runners)

Description	Mobile	Static
5 Shallow trays	PSU03M	PSU03ST
6 Shallow trays	PSU06M	PSU06ST
7 Shallow trays	PSU05M	PSU05ST
8 Shallow trays	PSU08M	PSU08ST
9 Shallow trays	PSU11M	PSU11ST
10 Shallow trays	PSU15M	PSU15ST

### G Range


(with Gratnells runners and castors)

Description	Mobile
5 Shallow trays	G550A/C
6 Shallow trays	G650A/C
7 Shallow trays	G750A/C
8 Shallow trays	G850A/C
9 Shallow trays	G920A/C
10 Shallow trays	G102A/C

Gratnells

### Double 5 High

(562mmH)



PSU21

### Double 6 High

(649mmH)



PSU04

### Double 7 High

(736mmH)



PSU22

### Double 8 High

(823mmH)



PSU23

### PSU Range

(with wooden runners)

Description	Mobile	Static
10 Shallow trays	PSU21M	PSU21ST
12 Shallow trays	PSU04M	PSU04ST
14 Shallow trays	PSU22M	PSU22ST
16 Shallow trays	PSU23M	PSU23ST
18 Shallow trays	PSU14M	PSU14ST
20 Shallow trays	PSU24M	PSU24ST

### Double 9 High

(910mmH)



PSU14

### Double 10 High

(997mmH)



PSU24

### G Range

(with Gratnells runners and castors)

Description	Mobile
10 Shallow trays	G550B/C
12 Shallow trays	G650B/C
14 Shallow trays	G750B/C
16 Shallow trays	G850B/C
18 Shallow trays	G920B/C
20 Shallow trays	G102B/C



## Triple Bay Storage Units

- Sturdy 18mm construction
- Delivered fully assembled
- Includes trays
- Triple Bay (W1021 x D494mm)

**DELIVERY**  
**3-4**  
**WEEKS**

### Unit Colours



Maple



Beech



Oak



**G Range**  
with Gratnells runners



**PSU Range**  
with wooden runners

### Triple 5 High


(562mmH)



PSU27

### Triple 6 High

(649mmH)



PSU01

### Triple 7 High

(736mmH)



PSU28

### Triple 8 High

(823mmH)



### Triple 9 High

(910mmH)



PSU10

### Triple 10 High

(997mmH)



PSU29

### Triple 11 High

(1084mmH)



PSU30

### Triple 12 High (1171mmH)



PSU31



*Gratnells*

### PSU Range

(with wooden runners)

Description	Mobile	Static
15 Shallow trays	PSU27M	PSU27ST
18 Shallow trays	PSU01M	PSU01ST
21 Shallow trays	PSU28M	PSU28ST
24 Shallow trays	PSU02M	PSU02ST
27 Shallow trays	PSU29M	PSU29ST
30 Shallow trays	PSU30M	PSU30ST
33 Shallow trays	PSU31M	PSU31ST
36 Shallow trays	PSU10M	PSU10ST

### G Range

(with Gratnells runners and castors)

Description	Mobile
15 Shallow trays	G550C/C
18 Shallow trays	G650C/C
21 Shallow trays	G750C/C
24 Shallow trays	G850C/C
27 Shallow trays	G920C/C
30 Shallow trays	G102C/C



## Quad Bay Storage Units

- Sturdy 18mm construction
- Delivered fully assembled
- Includes trays
- Quad Bay (W1354 x D480mm)
- MDF Runners

DELIVERY  
**3-4**  
WEEKS

### Unit Colours



### Quad 5 High

(562mmH)



PSU32

### Quad 6 High

(649mmH)



PSU12

### Quad 7 High

(736mmH)



PSU33

### Quad 8 High

(823mmH)



PSU09

### Quad 9 High

(910mmH)



PSU13

### Quad 10 High

(997mmH)



PSU34

### Quad 11 High


(1084mmH)



PSU35

### Quad 12 High

(1171mmH)



PSU07

### Quad 16 High

(1586mmH)



PSU09X2



Gratnells

Description	Mobile	Static
20 Shallow trays	PSU32M	PSU32ST
24 Shallow trays	PSU12M	PSU12ST
28 Shallow trays	PSU33M	PSU33ST
32 Shallow trays	PSU09M	PSU09ST
36 Shallow trays	PSU13M	PSU13ST
40 Shallow trays	PSU34M	PSU34ST
44 Shallow trays	PSU35M	PSU35ST
48 Shallow trays	PSU07M	PSU07ST
64 Shallow trays	PSU09X2M	PSU09X2ST






**5 High  
PSU41M (562mmH)**




**8 High  
PSU38M (823mmH)**



**6 High  
PSU36M (649mmH)**



**9 High  
PSU39M (910mmH)**



**7 High  
PSU37M (736mmH)**



**10 High  
PSU40M (997mmH)**

## Quintet Bay units

- Sturdy 18mm construction
- Delivered Fully Assembled
- Includes Grattells Trays
- Quintet Bay w1674 x D480mm
- MDF Runners

**DELIVERY  
3-4  
WEEKS**

Description	Code	Height
25 Shallow Trays	PSU41M	530mm
40 Shallow Trays	PSU38M	785mm
30 Shallow Trays	PSU36M	615mm
45 Shallow Trays	PSU39M	870mm
35 Shallow Trays	PSU37M	700mm
50 Shallow Trays	PSU40M	955mm



State chosen tray colours  
with your order


### Optional Extras

Choose from Beech, Green, Red,  
Yellow or Blue for doors and/or tops




**Lockable Door**

### Unit Colours



Maple



Beech



Oak

**PLEASE ENSURE  
THESE ITEMS  
WILL FIT  
THROUGH DOORS  
OR CORRIDORS**

*Grattells*






## Corner units

- Sturdy 18mm construction
- Delivered fully assembled
- Includes trays with tray units
- 1020mm wide

DELIVERY  
**3-4**  
WEEKS

*Gratnells*

Unit Colours



Maple



Beech



Oak



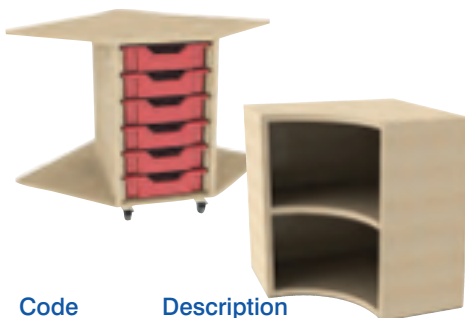
**5 High** (562mmH)



**Code**      **Description**

**CSU03M**      5 Tray Corner Unit  
**CSU03S**      5 High Shelf Unit

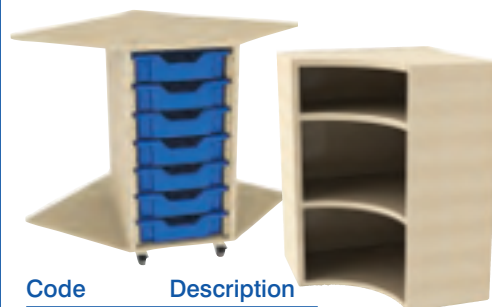
**6 High** (649mmH)



**Code**      **Description**

**CSU06M**      6 Tray Corner Unit  
**CSU06S**      6 High Shelf Unit

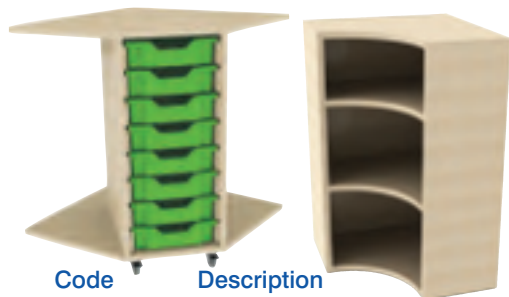
**7 High** (736mmH)



**Code**      **Description**

**CSU05M**      7 Tray Corner Unit  
**CSU05S**      7 High Shelf Unit

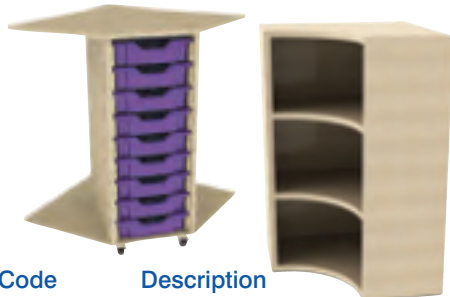
**8 High** (823mmH)



**Code**      **Description**

**CSU08M**      8 Tray Corner Unit  
**CSU08S**      8 High Shelf Unit

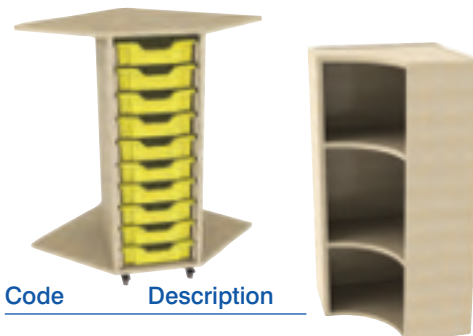
**9 High** (910mmH)



**Code**      **Description**

**CSU11M**      9 Tray Corner Unit  
**CSU11S**      9 High Shelf Unit

**10 High** (997mmH)



**Code**      **Description**

**CSU15M**      10 Tray Corner Unit  
**CSU15S**      10 High Shelf Unit

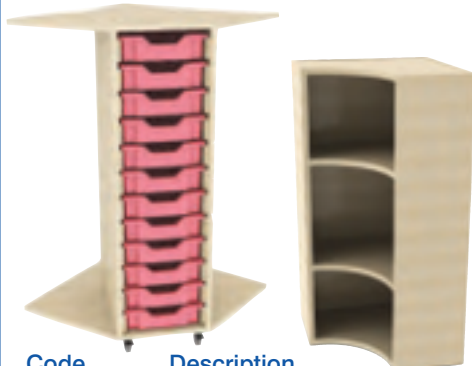
**11 High** (1084mmH)



**Code**      **Description**

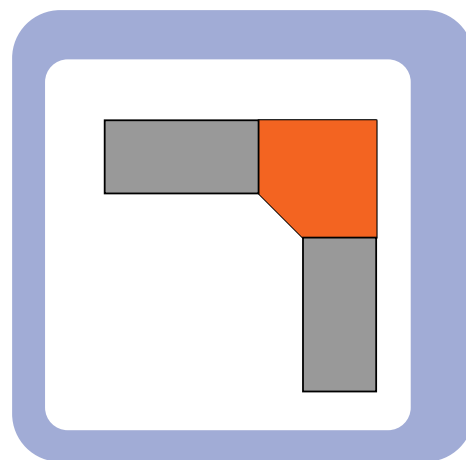
**CSU18M**      11 Tray Corner Unit  
**CSU18S**      11 High Shelf Unit

**12 High** (1171mmH)



**Code**      **Description**

**CSU20M**      12 Tray Corner Unit  
**CSU20S**      12 High Shelf Unit





## Xtra Store units

- Sturdy 18mm construction
- Delivered Fully Assembled
- Includes Trays
- Mobile or Static
- Suits Gratnells Extra Deep Trays (F25)

### The Benefits of Extra Store Storage:

Trays supplied on shelves not runners. This makes accessing the tray easier. Trays can be removed leaving compartments/shelving available as alternative storage


**D480 x H832mm**

(remove ST from code for mobile option)

Description	Code	Width
Single bay 3 extra deep trays	XPSU11EDST	362mm
Double bay 6 extra deep trays	XPSU14EDST	700mm
Triple bay 9 extra deep trays	XPSU29EDST	1038mm
Quad bay 12 extra deep trays	XPSU13EDST	1376mm
Quintet bay 15 extra deep trays	XPSU39EDST	1714mm

*Gratnells*


Unit Colours



Maple



Beech



Oak

**DELIVERY**  
**3-4**  
**WEEKS**



XPSU11EDST



XPSU14EDST



XPSU29EDST



XPSU13EDST



XPSU39EDST

• PLEASE ENSURE 5 BAY  
ITEMS WILL FIT THROUGH  
DOORS OR CORRIDORS  
BEFORE PLACING ORDER



## Jumbo Store units

- Sturdy 18mm construction
- Delivered Fully Assembled
- Includes Trays
- Mobile or Static
- Suits Gratnells Jumbo Trays (F3)

### The Benefits of Jumbo Store Storage:

Trays supplied on shelves not runners. This makes accessing the tray easier.  
Trays can be removed leaving compartments/shelving available as alternative storage

#### H840 x D480 mm

(remove ST from code for mobile option)


Description	Code	Width
Single bay 2 Jumbo trays	XPSU08J	362mm
Double bay 4 Jumbo trays	XPSU23J	700mm
Triple bay 6 Jumbo trays	XPSU02J	1038mm
Quad bay 8 Jumbo trays	XPSU09J	1376mm
Quin bay 10 Jumbo trays	XPSU38J	1464mm

#### H1065 x D480 mm

(remove ST from code for mobile option)

Single bay 3 Jumbo trays	XPSU20J	362mm
Double bay 6 Jumbo trays	XPSU26J	700mm
Triple bay 9 Jumbo trays	XPSU10J	1038mm
Quad bay 12 Jumbo trays	XPSU07J	1376mm
Quin bay 15 Jumbo trays	XPSU42J	1464mm

#### Unit Colours



Maple

Beech

Oak



XPSU20J



XPSU26J



XPSU07J



XPSU10J



XPSU42J



XPSU08J



XPSU23J



XPSU02J



XPSU38J



XPSU09J

• PLEASE ENSURE 5 BAY  
ITEMS WILL FIT THROUGH  
DOORS OR CORRIDORS

DELIVERY  
**3-4**  
WEEKS



## Yorkshire Storage units

- Sturdy 18mm construction, 25mm Base
- Delivered Fully Assembled
- Comes with castors or adjustable feet


### The Benefits of Yorkshire Storage:

Trays sit on shelves not runners. This makes accessing the tray easier and holds heavier items safely. Available in configuration to hold Grathells Deep (150mm deep) and Jumbo (300mm deep) plastic trays. Trays can be removed leaving compartments/shelving available as alternative storage.

**Please remember trays are not included with the units shown and are available separately.**

add /AF to code for adjustable feet option)

Description	Code	Width
1. Yorkshire 3 x 4 Bay	D10365	1072mm
2. Yorkshire 3 x 3 Bay	D10366	1072mm
3. Yorkshire 4 x 3 Bay	D10367	1420mm
4. Yorkshire 4 x 4 Bay	D10369	1420mm
5. Yorkshire 4 x 6 Bay	D10370	1420mm
6. Yorkshire 2 x 2 Bay	D10371	725mm
7. Yorkshire 2 x 3 Bay	D10372	725mm
8. Yorkshire 2 x 4 Bay	D10373	725mm
9. Yorkshire 4 x 8 Bay	D10374	1420mm
10. Yorkshire 4 x 3 Bay	D10375	1420mm
11. Yorkshire 4 x 2 Bay	D10376	1420mm
12. Yorkshire 4 x 4 Bay	D10377	1420mm



### Unit Colours



Grathells



DELIVERY  
3-4  
WEEKS





3

**D10367**  
H1162 x W1420 x D485mm



9

**D10374**  
H1613 x W1420 x D485mm



7

**D10372**  
H840 x W725 X D485mm



5

**D10370**  
H1162 x W1420 x D485mm



12

**D10377**  
H840 x W1420 x D485mm



11

**D10376**  
H840 x W1420 x D485mm



6

**D10371**  
H840 x W725 x D485mm




**NEW**




**PIC06**  
H576 x W1600 x D350mm



**PIC09**  
H576 x W888 x D350mm



**PIC12**  
H576 x W1146 x D350mm




**PIC15**  
H576 x W1464 x D350mm



**PIC18**  
H1056 x W888 x D350mm



**PIC24**  
H1056 x W1176 x D350mm



**PIC30**  
H1056 x W1464 x D350mm

## Piccolo Storage units

- Sturdy 18mm construction
- Delivered Fully Assembled
- Includes **NEW** Gratnells Cubby Trays
- Supplied Mobile but Static optional

### The Benefits of Piccolo Storage:

Piccolo storage units are designed specifically to fit the NEW Gratnells Cubby Trays which are available in five colours. All units are manufactured using high quality 18mm MFC including the back panel. Units are supplied as mobile with front lockable castors. Other configurations including static units and door options are available on request.

Description	Code	Width
6 Tray Double Column	PIC06	355mm
9 Tray Triple Column	PIC09	686mm
12 Tray Quad Column	PIC12	1070mm
15 Tray Quin Column	PIC15	1348mm
18 Tray Triple Column	PIC18	1679mm
24 Tray Quad Column	PIC24	1679mm
30 Tray Quin Column	PIC30	1679mm

## **NEW** Gratnells Cubby Trays

H150 x W260 x L312mm

### Unit Colours



Maple



Beech



Oak



*Gratnells*

**DELIVERY**  
**3-4**  
**WEEKS**



*British Designers & Manufacturers of  
High Quality Timber Furniture for Education*

GMFL FL FL

## Combi-Store Tray and Shelf Storage

- Sturdy 18mm construction
- Delivered Fully Assembled
- Includes Trays

Create your own  
multi-purpose storage  
combinations!

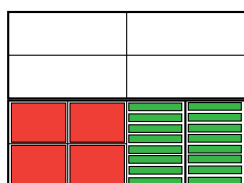


Code

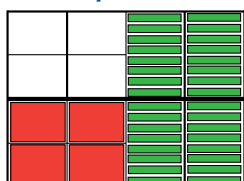
PSUA

Size: H555 x W1348 x D 474mm

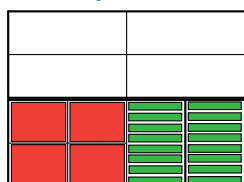
Option1



Option 2



Option 3



Code

PSUB

Size: H555 x W1348 x D 474mm



DELIVERY  
**2-4**  
WEEKS



Unit Colours



Maple

Beech

Oak



Code

PSUC

Size: H555 x W1348 x D 474mm





**PSU43M**  
H1270 x W1017 x D480mm



**PSU44M**  
H1270 x W1017 x D480mm



**PSU46M**  
H1520 x W1017 x D480mm

DELIVERY  
**2-4**  
WEEKS



## Combi-Store units

- Sturdy 18mm construction
- Delivered Fully Assembled
- Includes Grathells Trays
- Supplied Mobile but Static optional

### The Benefits of Combi-Store Tray and Shelf Storage:

Wooden tray storage with the added benefit of practical cupboard shelving. Lockable door and panels colour option are available.

Description	Code	Width
18 Tray Top Cupboard Unit	<b>PSU43M</b>	1017mm
18 Tray Bottom Cupboard Unit	<b>PSU44M</b>	1017mm
24 Tray Top Cupboard Unit	<b>PSU46M</b>	1017mm
24 Tray Bottom Cupboard Unit	<b>PSU47M</b>	1017mm

### Optionals

Choose from Beech, Green, Red, Yellow or Blue for doors and/or tops



State chosen tray colours with your order



**Lockable Door**

### Unit Colours



Maple




Beech



Oak

*Grathells*



**PSU47M**  
H1520 x W1017 x D480mm






TSU14FD



TSU16FD



TSU18FD



TSU40ND

### Double Units - H1860 x W686 x D480mm

### Triple Units - W1017 x D480mm

#### Code

#### Description

TSU14FD  
TSU16FD  
TSU18FD  
TSU40ND

14 Trays and 2 Shelves  
24 Trays and 1 Shelf  
30 Trays and 1 Shelf  
40 Trays (no doors)



TSU21FD  
H1860mm



TSU36FD  
H1860mm



TSU48FD  
H1480mm

#### Unit Colours



Gratnells

DELIVERY  
2-4  
WEEKS



TSU24HD  
H1480mm



TSU60ND  
H1860mm

#### Code

#### Description

TSU21FD  
TSU36FD  
TSU48FD  
TSU24HD  
TSU60ND

21 Trays and 2 Shelves full doors  
36 Trays and 1 Shelf full doors  
48 Trays and 1 Shelf full doors  
24 Trays, 4 Compartments (1/2 doors)  
60 Trays (no doors)



## Jazzi Premium units

- Exclusive designer tray storage
- Delivered Fully Assembled
- Includes Trays

### Jazzi Storage explained:

Single, double, triple or quad width wooden units.  
Choice of 2 heights for early years or primary.  
Designer door options available (dependant on unit size)  
Select Grannells trays or shelves for the inner.



**6 High** 654mm high

**8 High** 828mm high



#### Description

#### Code

Single bay no door (654mmh)  
Single bay no door (828mmh)  
Double bay no door (654mmh)  
Double bay no door (828mmh)

**T650A**  
**T850A**  
**T650B**  
**T850B**


Please state if you would like 6 trays or 1 shelf inside your unit (inc. in price)  
If you select to have trays, please state tray colours.  
Shallow trays can be substituted for deep (=2 shallow), extra deep  
(=3 shallow) or jumbo (=4 shallow).



SLIDING  
Add code /SDR




SINGLE HINGED  
Add code /HDR



DOUBLE HINGED  
Add code /HDR

**Doors are available in, red, blue, green, yellow, lime green and pale blue, contact us for full list.**



#### Description

#### Code

Triple bay no door (654mmh)  
Triple bay no door (828mmh)  
Quad bay no door (654mmh)  
Quad bay no door (828mmh)

**T650C**  
**T850C**  
**T650D**  
**T850D**


Please state if you would like 8 trays or 2 shelves inside your unit (inc. in price)  
If you select to have trays, please state tray colours.  
Shallow trays can be substituted for deep (=2 shallow), extra deep  
(=3 shallow) or jumbo (=4 shallow).



**DELIVERY**  
**2-4**  
**WEEKS**

**Corner Units available  
for this range.**  
**See page 9 or Call**  
**01709 554900 for details**





**Don't Forget**  
State chosen tray colours  
with your order

## Stretton Designer Storage

This is a fantastic designer storage range that is made from durable beech with melamine panels and coloured doors with a double varnish coating. This range is robust and hard wearing with heavy duty drawer and shelf fixings and strong and safe door hinges. Units come with generous sized cupboards, drawer spaces across the range are variable and colours on the drawer units are supplied as they are shown. All items come with rounded PVC matching beech edges and are supplied ready assembled.

**Gratnells**

DELIVERY  
**2-4**  
WEEKS

**5**  
YEAR

### 18 Tray Designer Storage

(H1040 x W1038 x D464 mm)



Code

TF0024

### 6 Drawer Chest Storage

(H1040 x W1025 x D450 mm)



Code

TF0026

### 2 Door Wooden Cupboard

(H1040 x W1025 x D450 mm)



Code

TF0027

### 2 Door Cupboard & 1 Drawer Storage

(H1040 x W1025 x D450 mm)



Code

TF0025

### 2 Door Cupboard & 2 Drawer Storage

(H1040 x W1025 x D450 mm)



Code

TF0021






FR032



FR033



FR034

**\*Pull-out units are not included.  
Must be purchased separately.**



FR001  
W1021 x D475 x H620mm



FR005




FR002



FR003



FR004



FR031  
W900 x D475 x H590mm

## Funky Docking Stations

W1021 x D494 mm

Code	Description	Height
FR031	Low Docking Unit	620mm
FR032	18 Tray Storage Docking Unit	1200mm
FR033	Shelf Storage Docking Unit	1200mm
FR034	Storage Docking Cupboard	1200mm

## Funky Pull-Out Units

W480 x D475 mm

Code	Description	Height
FR001	Double Pull-Out Box/ Browser Unit	590mm
FR002	Pull-Out Browser/Book Storage Unit	590mm
FR003	Pull-Out Browser/Book Display Unit	590mm
FR004	Pull-Out Box Storage Unit	590mm
FR005	Pull-Out Box 5 Tray Storage Unit	590mm



**DELIVERY  
2-4  
WEEKS**

*Gratnells*

# British Designers & Manufacturers of High Quality Timber Furniture for Education



## Tray Units (other heights available)


**36 Tray Storage Unit**  
H1270 x W1021 x D494 mm  
FR012

**7 High Single Bay**  
H756 x W355 x D494 mm



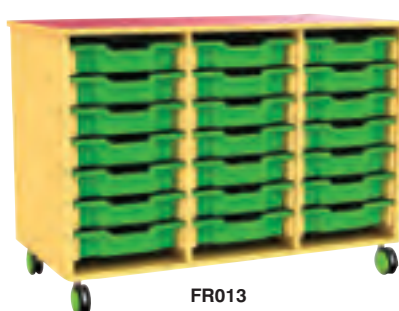
FR021

**7 High Double Bay**  
H756 x W688 x D494 mm



FR016


**7 High Triple Bay**  
H756 x W1021 x D494 mm



FR013



**Tall Cupboard**  
With 2 adjustable shelves  
H1200 x W1021 x D494 mm



FR006

**Hanging Rail Unit**  
With additional shelf storage  
H1200 x W1021 x D494 mm



FR011

**Double Sided Mobile Book Trolley**

With angled display shelves  
H820 x W1021 x D494 mm



FR030



An exclusive range of fine storage solutions. The units feature a 25mm top panel finished with 'Strata' edging and chunky castors available in a choice of colours.

## Mobile Book Display/Browser Unit

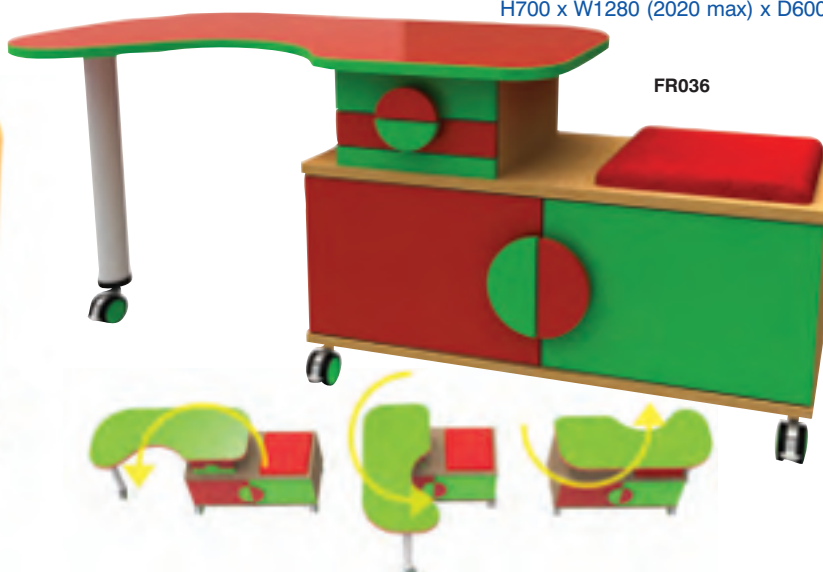
With 4 compartments  
H654 x W1021 x D494 mm



FR028

## Teacher's Pet Unit

Table top swings to create unique angles  
H700 x W1280 (2020 max) x D600 mm



FR036





**25mm MFC Top  
Coloured Edge  
Chunky Handles  
Edge Coordinated Castors**

**EDGE**



TE033



TE032



TE034



TE031

**\*Pull-out units are not included.  
Must be purchased separately.**

Add /HE for Heather, /LM for Lime, /CU for Custard, /LE for Levante or /PB for Peaceful Blue

## The Edge Docking Stations

Code	Description	Height
TE033	Shelf Storage Docking Unit	1200mm
TE032	18 Tray Storage Docking Unit	1200mm
TE034	Storage Docking Cupboard	1200mm
TE031	Low Docking Unit	620mm

## The Edge Pull-Out Units

Code	Description	Height
TE005	Pull-Out Box 5 Tray	590mm
TE004	Pull-Out Box	590mm
TE003	Pull-Out Box Book Store	590mm
TE002	Pull-Out Browser Box/Book Storage	590mm
TE001	Double Pull-Out Box Browser	590mm

**DELIVERY  
2-4  
WEEKS**



**Gratnells**

### Colours



TE005




TE004



TE003



TE002



TE001

## Tray Storage (other heights available)

### 7 High Single Bay

H756 x W355 x D494 mm




### 7 High Double Bay

H756 x W688 x D494 mm



### 7 High Triple Bay

H756 x W1021 x D494 mm



### 36 Tray Storage Unit

H1270 x W1021 x D494 mm

## Tall Cupboard

With 2 adjustable shelves

H1200 x W1021 x D494 mm



TE007

## Low Cupboard

With 1 adjustable shelves

H1000 x W1021 x D494 mm



TE009

## Mobile Book Display/Browser

H654 x W1021 x D494 mm




TE0028

A new and exciting British designed and manufactured storage system. This versatile range is available in 18mm maple with a strong 25mm top and five edge and handle colours. All units are manufactured to order.

Add /HE for Heather, /LM for Lime, /CU for Custard, /LE for Levante or /PB for Peaceful Blue

## Mobile Art Storage

H830 x W1057 x D830 mm



TE0027

## Triple 12 Tray/6 Compartment Book Browser

H654 x W1021 x D494 mm



TE0025

## Hanging Rail Unit with Additional Shelf Storage

H1200 x W1021 x D494mm



TE0011





## Curve Storage & Seating

- Sturdy 18mm construction
- Delivered fully assembled
- Includes Quadrant trays where shown
- Units come without cushions as standard
- Cushions are available at extra cost

The Curve range is an innovative and flexible furniture solution constructed using high quality 18mm MFC including the back panel. Units are available as static only.

**DELIVERY**  
**2-4**  
**WEEKS**



*\*Cushions are optional  
at an extra cost. Contact  
sales on 01709 554900  
for details.*

## Book & Seat Storage Island

W1217 x D862 mm

Code	Description	Height
------	-------------	--------

C300CT11	1 Tray High	660mm
C400CT11	2 Tray High	840mm
C550CT11	3 Tray High	1020mm

## Centre Book/Tray Display

W372 x D431 mm

Code	Description	Height
------	-------------	--------


C300CT8	1 Tray High	660mm
C400CT8	2 Tray High	840mm
C550CT8	3 Tray High	1020mm

## Half Moon Storage


W862 x D422 mm



Corner Tray Colours




Cushion Colours  
Fabric & Vinyl




## Curve Console Island Unit

W1217 x D422 mm



Code	Description	Height
C300CT9	1 Tray High	266mm
C400CT9	2 Tray High	463mm
C550CT9	3 Tray High	661mm




Code	Description	Height
C300CT2	1 Tray High	266mm
C400CT2	2 Tray High	463mm
C550CT2	3 Tray High	661mm

## Quarter Corner Storage

W413 x D413 mm



Code	Description	Height
C300CT1	1 Tray High	266mm
C400CT1	2 Tray High	463mm
C550CT1	3 Tray High	661mm



## D'End Unit

W1217 x D462mm

Code	Description	Height
C300CT5	1 Tray High	266mm
C400CT5	2 Tray High	463mm
C550CT5	3 Tray High	661mm

## Book Seat Storage

W372 x D1217 mm

Code	Description	Height
C300CT10	1 Tray High	266mm
C400CT10	2 Tray High	463mm
C550CT10	3 Tray High	661mm



## Double Column Unit

Double: W765 x D462mm

Code	Description	Height
C300CT4	1 Tray High	266mm
C400CT4	2 Tray High	463mm
C550CT4	3 Tray High	661mm

## Single Column Unit

W372 x D462 mm

Code	Description	Height
C300CT3	1 Tray High	266mm
C400CT3	2 Tray High	463mm
C550CT3	3 Tray High	661mm

## Double Corner Units

W1157 x D462 mm

Code	Description	Height
<b>Left Hand</b>		
C300CT7L	1 Tray High	266mm
C400CT7L	2 Tray High	463mm
C550CT7L	3 Tray High	661mm
Code	Description	Height

## Right Hand

C300CT7R	1 Tray High	266mm
C400CT7R	2 Tray High	463mm
C550CT7R	3 Tray High	661mm


## Single Corner Units

W785 x D462 mm

Code	Description	Height
<b>Left Hand</b>		
C300CT6L	1 Tray High	266mm
C400CT6L	2 Tray High	463mm
C550CT6L	3 Tray High	661mm

## Right Hand

C300CT6R	1 Tray High	266mm
C400CT6R	2 Tray High	463mm
C550CT6R	3 Tray High	661mm






# Cube Storage

- Sturdy 18mm construction
- Delivered Fully Assembled
- Includes Trays (F25)

DELIVERY  
**2-4**  
WEEKS



*Gratnells*

## Full Set LH

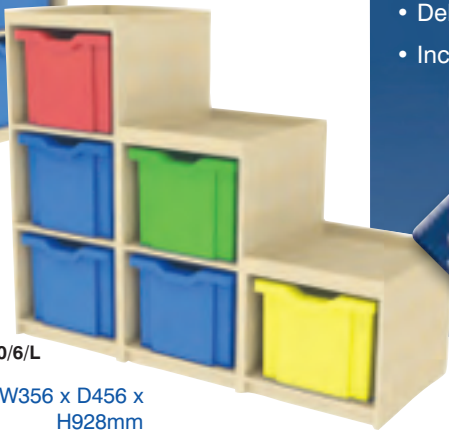
W1029 x D456 x H928mm



KS400/6/R

## Full Set RH

W1029 x D456 x H928mm



KS400/6/L

W356 x D456 x H928mm

W356 x D456 x H682mm

W356 x D456 x H426mm




KS100/1



KS100/2



KS100/3



KS200/1  
W671 x D426 x H426mm



KS200/2  
W671 x D456 x H682mm



KS200/3  
W671 x D456 x H928mm

# Art Storage

- Sturdy 18mm construction
- Delivered Fully Assembled



DELIVERY  
**2-4**  
WEEKS

## Paper Roll Storage

H650 x W880 x D650mm



Code	Description
PRH01	Paper Roll Storage

## Mobile Art Trolley

H698mm x W500mm x D382mm



\*Paint pots are not included

Code	Description
PMSA02	Mobile Art Trolley

## Paper Pyramid

H922 x W968 x D734mm




Code	Description
PPS01	Paper Pyramid

## A3 Art Storage

- Sturdy 18mm construction
- Delivered fully assembled
- Holds up to A3 paper



DELIVERY  
**2-4**  
WEEKS



Code

Single Column

Code

Double Column

A3SU/6  
A3SU/8  
A3SU/10

6 Drawer  
8 Drawer  
10 Drawer

A3DU/12  
A3DU/14  
A3DU/16  
A3DU/20

12 Drawer  
14 Drawer  
16 Drawer  
20 Drawer

Gratnells

## Plan Chest Storage

- Available with Beech MFC carcass as standard.
- Drawer fronts available in red, blue, yellow, green, grey, white, oak, beech or maple



**4 Drawer**

H485 x W1078 x D700mm



**5 Drawer**

H760 x W1078 x D830mm



**6 Drawer**

H665 x W1078 x D700mm



**8 Drawer**

H845 x W1025 x D700mm



**10 Drawer**

H1025 x W1078 x D700mm

Code

Description

EDPLND4DR  
EDPLND5DR  
EDPLND5SH  
EDPLND6DR  
EDPLND6SH  
AZPLNDB (Beech)  
AZPLNDSC (Single Col)  
AZPLNDMC (Multi Col)

4 Drawer  
5 Drawer  
5 Shelves  
6 Drawer  
6 Shelves  
8 Drawer  
8 Drawer  
8 Drawer



DELIVERY  
**2-4**  
WEEKS



**5 Shelves**

H760 x W1057 x D700mm



**6 Shelves**

H900 x W1057 x D700mm






## Art Storage

- Sturdy 18mm construction
- Delivered Fully Assembled
- Includes Gratnells Trays
- Adjustable shelves

### Unit Colours



Maple



Beech

### Single Bay

4 High: H785mm x W355mm x D480mm  
8 High: H1125mm x W355mm x D480mm

### Double Bay

4 High: H785mm x W688mm x D480mm  
8 High: H1125mm x W688mm x D480mm

**DELIVERY**  
**2-4**  
**WEEKS**



ASU08



ASU20



ASU23



ASU26

#### Code

#### Description

ASU08  
ASU20  
ASU23  
ASU26

4 Shallow Trays  
8 Shallow Trays  
8 Shallow Trays  
16 Shallow Trays

### Quad Bay

4 High: H785mm x W1354mm x D480mm  
8 High: H900mm x W1354mm x D480mm

### Triple Bay

4 High: H785mm x W1021mm x D480mm  
8 High: H1125mm x W1021mm x D480mm



ASU09J



ASU02



ASU10



ASU07

#### Code

#### Description

ASU02  
ASU10  
ASU09  
ASU07

12 Shallow Trays & 1 Shelf  
24 Shallow Trays & 1 Shelf  
16 Shallow Trays & 1 Shelf  
32 Shallow Trays & 1 Shelf




## Wooden Lockers

- Sturdy 18mm construction
- Delivered fully assembled

Units are available as static only.

### Door Colours



### Unit Colours



Maple

Beech



LCR1  
H1780 x W305 x D305mm



LCR2  
H1780 x W305 x D305mm



LCR3  
H1780 x W305 x D305mm



LCR4  
H1780 x W305 x D305mm

### Code

LCR1  
LCR2  
LCR3  
LCR4

### Description

1 Door Locker  
2 Door Locker  
3 Door Locker  
4 Door Locker





# The Combinations are endless!

## Modular Storage Units

This simple but effective product provides a whole variety of storage solutions. It can be used as open storage, tray storage or shelves. Each unit comes with two 'cabinet to cabinet' fixings. More modules can be added at a later date. Each unit is twice as high as wide or, if you turn it around, twice as wide as high, allowing you to make endless combinations that can be easily relocated. All units are supplied with tray runners and connecting bolts.

Each unit measures H722 x W361 x D480mm

(when standing)



### Code

### Description

MOD001/R  
MOD001/E  
MOD002  
F1  
F2  
F25  
F3

Modular storage unit - with runners  
Modular storage unit - empty unit  
Shelf  
Shallow Tray  
Deep Tray  
Extra Deep Tray  
Jumbo Tray



\* This combination = 14 x modular units, 18 shallow shelves, 8 extra deep trays and 42 shelves

DELIVERY  
**2-4**  
WEEKS

**5**  
YEAR

GMFL

FULLY  
ASSEMBLED

ULTD1

ULTD2

ULTD3

## Ultimate System

- Sturdy 18mm construction
- Delivered fully assembled
- Available in Beech, Maple, White, Grey, Blue, Red, Yellow & Green
- See website for dimensions

**H1950 x W1074 x D480 mm**

Code

Description

ULTD1

Ultimate System 1 - 21 Shallow Trays

ULTD2

Ultimate System 2 - Shelf & Doors

ULTD3

Ultimate System 3 - 7 Trays & Doors








## Pigeon Hole units

- Sturdy 18mm construction included back
- Delivered Fully Assembled

Our Pigeon Hole Units come in freestanding, wall mounted or as post hole versions.

Description	Code
18 Pigeon Hole Unit no cupboard	PIGH18
22 Pigeon Hole Unit with cupboard	PCBPH22
33 Pigeon Hole Unit with cupboard	PCBPH33
44 Pigeon Hole Unit with cupboard	PCBPH44
55 Pigeon Hole Unit with cupboard	PCBPH55
24 Pigeon Hole Post Unit with cupboard	POSTCB24
36 Pigeon Hole Post Unit with cupboard	POSTCB36
48 Pigeon Hole Post Unit with cupboard	POSTCB48
60 Pigeon Hole Post Unit with cupboard	POSTCB60
Wall Mounted Pigeon Hole Unit - 4 Compartment	WMPH4
Wall Mounted Pigeon Hole Unit - 6 Compartment	WMPH6
Wall Mounted Pigeon Hole Unit - 10 Compartment	WMPH10
Wall Mounted Pigeon Hole Unit - 12 Compartment	WMPH12
Wall Mounted Pigeon Hole Unit - 24 Compartment	WMPH24

### Unit Colours



PCBPH22  
H1906 x W500 x D386mm



PCBPH33  
H1906 x W738 x D386mm



PCBPH44  
H1906 x W976 x D386mm



PCBPH55  
H1906 x W1214 x D386mm




**DELIVERY**  
**2-4**  
**WEEKS**

## Wall Mounted Pigeon Hole units



WMPH4  
H474 x W345 x D305mm



WMPH6  
H362 x W672 x D305mm



WMPH10  
H586 x W672 x D305mm




WMPH12  
H474 x W999 x D305mm




WMPH24  
H924 x W999 x D305mm


## Pigeon Hole Post Units with base cupboard



POSTCB24  
H1906 x W612 x D386mm



POSTCB36  
H1906 x W906 x D386mm



POSTCB48  
H1906 x W1200 x D386mm



POSTCB60  
H1906 x W1494 x D386mm



## Natural World Slugs & Snails

Natural World is a set of themed bookcases featuring easily identifiable images from the world outside our window.

The bookcases are 18mm MFC faced and edged on all sides in beech. The feature panels and doors are either MFC faced or painted in water based lacquers.

Individual pieces can be purchased as well as a complete set.



NWSS001  
W1047 x D494 x H900mm



NWSS005  
W1047 x D494 x H900mm



NWSS003  
W1047 x D494 x H900mm



NWSS004  
W500 x D494 x H1200mm



NWSS002  
W1047 x D494 x H1200mm



NWSS006  
W600 x D600 x H490mm

### Novelty Bookcases

#### Code

#### Description

NWSS001	Snail Bookcase with slug doors
NWSS002	Leaf Bookcase with feature doors
NWSS003	Slug Bookcase with feature doors
NWSS004	Carrot Bookcase with feature doors
NWSS005	Leaf Bookcase with feature doors
NWSS006	Slugs & Snails Kinderbox
NWSSSET	Feature Bookcase Set (excludes kinderbox)

**All feature doors use our heavy duty hinges for extra strength.**

**See page 64 for matching room divider.**



DELIVERY  
**4**  
WEEKS



## Natural World Honey Bee

Natural World is a set of themed bookcases featuring easily identifiable images from the world outside our window.

The bookcases are 18mm MFC faced and edged on all sides in beech. The feature panels and doors are either MFC faced or painted in water based lacquers.


Individual pieces can be purchased as well as a complete set.



NWHB001  
W1047 x D494 x H900mm



NWHB003  
W1047 x D494 x H900mm



NWHB005  
W1047 x D494 x H900mm

### Novely Bookcases

#### Code

#### Description

NWHB001	Bookcase Bee with feature doors
NWHB002	Tall Bookcase with Honeycombe feature doors
NWHB003	Bookcase with Flower feature doors
NWHB004	Bookcase with Inner feature doors
NWHB005	Bookcase with Petal feature doors
NWHB006	Tall Bookcase with Bee feature doors
NWHB007	Honey Bee Kinderbox

NWHBSET Honey Bee Bookcase Set (excluding kinderbox)

**All feature doors use our heavy duty hinges for extra strength.**  
**See page 64 for matching room divider**



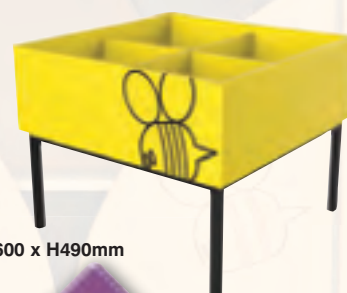
NWHB004  
W500 x D305 x H1200mm



NWHB002  
W500 x D305 x H1200mm



NWHB006  
W500 x D305 x H1200mm



NWHB007  
W600 x D600 x H490mm







## Natural World Tree Frog

Natural World is a set of themed bookcases featuring easily identifiable images from the world outside our window.

The bookcases are 18mm MFC faced and edged on all sides in beech. The feature panels and doors are either MFC faced or painted in water based lacquers.

Individual pieces can be purchased as well as a complete set.



NWFR001  
W500 x D305 x H1200mm

NWFR003  
W500 x D305 x H1200mm

### Novelty Bookcases

Code

Description

NWFR001

Tall Bookcase with Tree feature panel

NWFR002

Bookcase with Lily pad feature door

NWFR003

Tall Bookcase with Leaf inner feature panel

NWFR004

Bookcase with Frog feature door

NWFR005

Tall Bookcase with Leaf feature door

NWFR006

Frog Kinderbox

NWFRSET

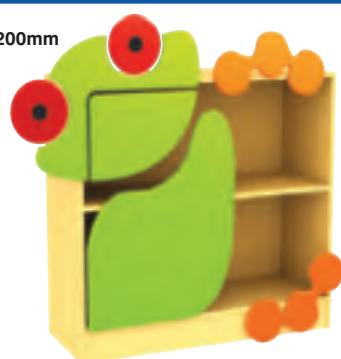
Feature Bookcase Set (excluding kinderbox)

**All feature doors use  
our heavy duty hinges  
for extra strength.**

**See page 64 for  
matching room dividers**



NWFR005  
W500 x D305 x H1200mm



NWFR004  
W1047 x D494 x H900mm



NWFR002  
W1047 x D494 x H900mm



NWFR006  
W600 x D600 x H490mm







*British Designers & Manufacturers of  
High Quality Timber Furniture for Education*



## Spectrum Library Units

Spectrum is a high quality range of shelving units available in a choice of eight colours. All units can be supplied in one colour or a combination as shown in our samples. Static units are supplied as standard or with castors at an extra cost.

Beech Oak Maple Silver Red Yellow Green Blue





OR – if you are looking to refurbish a smaller area you can buy the Spectrum Range as individual freestanding units! A high quality range of shelving units available in a choice of eight colours. All units can be supplied in one colour or a combination as shown in our samples below. Units are supplied with castors at an extra cost. On double sided units, castors are available up to a maximum of 1500 high. Shelf quantity refers to the number of adjustable shelves and excludes top, canopy and bottom.

DELIVERY  
**4**  
WEEKS



## Single Sided Unit with Flat Shelves D308mm



Starter Unit Code	Size	Shelves	Add-On Unit Code
SPSSFT1	900 x 900	2	SPSSFT2
SPSSFT3	1200 x 900	3	SPSSFT4
SPSSFT5	1500 x 900	4	SPSSFT6
SPSSFT7	1800 x 900	5	SPSSFT8
SPSSFT9	2100 x 900	6	SPSSFT10

## Single Sided Unit with Reversible Shelving D308mm



Starter Unit Code	Size	Shelves	Add-On Unit Code
SPSSRS1	900 x 900	2	SPSSRS2
SPSSRS3	1200 x 900	3	SPSSRS4
SPSSRS5	1500 x 900	4	SPSSRS6
SPSSRS7	1800 x 900	5	SPSSRS8
SPSSRS9	2100 x 900	6	SPSSRS10

## Double Sided Unit with Flat Shelving D586mm



Starter Unit Code	Size	Shelves	Add-On Unit Code
SPDSFT1	900 x 900	2	SPDSFT2
SPDSFT3	1200 x 900	3	SPDSFT4
SPDSFT5	1500 x 900	4	SPDSFT6
SPDSFT7	1800 x 900	5	SPDSFT8
SPDSFT9	2100 x 900	6	SPDSFT10

## Double Sided Unit with Reversible Shelving D586mm



Starter Unit Code	Size	Shelves	Add-On Unit Code
SPDSRS1	900 x 900	2	SPDSRS2
SPDSRS3	1200 x 900	3	SPDSRS4
SPDSRS5	1500 x 900	4	SPDSRS6
SPDSRS7	1800 x 900	5	SPDSRS8
SPDSRS9	2100 x 900	6	SPDSRS10

## Slatted End Panels - Single Sided

(two required per bay of shelving or per stand-alone unit, as shown on unit above)

Code	Size
SP3SPS09	H900mm Slatted End Panel
SP3SPS12	H1200mm Slatted End Panel
SP3SPS15	H1500mm Slatted End Panel
SP3SPS18	H1800mm Slatted End Panel
SP3SPS21	H2100mm Slatted End Panel


## Slatted End Panels - Double Sided

(two required per bay of shelving or per stand-alone unit, as shown on unit above)

Code	Size
SP3SPD09	H900mm Slatted End Panel
SP3SPD12	H1200mm Slatted End Panel
SP3SPD15	H1500mm Slatted End Panel
SP3SPD18	H1800mm Slatted End Panel
SP3SPD21	H2100mm Slatted End Panel



*British Designers & Manufacturers of  
High Quality Timber Furniture for Education*



## Nexus Library Units

Nexus offers a range of shelving and library units which have been designed to fit together. The system is designed to maximise storage and display potential whilst keeping costs to a minimum. These high quality units are constructed using 18mm MFC and shelves and sides are available in any of the colours shown. Shelving units are supplied as starter units which are complete and add-on units which have a transport end panel which is discarded to allow the add-on to be connected to the starter unit for a seamless finish.

Suitable for all ages and ideal for libraries or classrooms or corridors.

On this page is a small selection of pre configured combinations, but we can make any combination to suit your requirements. Please call the sales office on 01709 554900.

Delivered assembled.



### NC962 Combination 1

H1200 x W3095 x D305mm

x 2 single sided reversible shelf bookcases,  
x 1 single sided flat top bookcase



### NC965 Combination 4

H1200 x W3095 x D305mm

x 2 single sided display top bookcases  
x2 bench seats with backs  
x 1 corner bench seat with back  
x 1 single sided flat top bookcase  
x 1 single sided reversible shelf bookcase



### NC963 Combination 2

H1200 x W3141 x D305mm

x 2 single sided bookcase with colour display shelf,  
x 1 bench seat with back



## Single Sided Flat Top Bookcases Depth 305mm

Starter	Size	Add-on	Size
FD301ST	W541 x H900mm	FD301AD	W523 x H900mm
FD304ST	W541 x H1200mm	FD304AD	W523 x H1200mm
FD307ST	W541 x H1500mm	FD307AD	W523 x H1500mm
FD310ST	W541 x H1800mm	FD310AD	W523 x H1800mm
FD302ST	W704 x H900mm	FD302AD	W686 x H900mm
FD305ST	W704 x H1200mm	FD305AD	W686 x H1200mm
FD308ST	W704 x H1500mm	FD308AD	W686 x H1500mm
FD311ST	W704 x H1800mm	FD311AD	W686 x H1800mm
FD303ST	W1047 x H900mm	FD303AD	W1029 x H900mm
FD306ST	W1047 x H1200mm	FD306AD	W1029 x H1200mm
FD309ST	W1047 x H1500mm	FD309AD	W1029 x H1500mm
FD312ST	W1047 x H1800mm	FD312AD	W1029 x H1800mm



FD306AD



FD305ST

## Double Sided Flat Top Bookcases Depth 586mm

Starter	Size	Add-on	Size
FD360ST	W704 x H900mm	FD360AD	W686 x H900mm
FD362ST	W704 x H1200mm	FD362AD	W686 x H1200mm
FD810ST	W704 x H1500mm	FD810AD	W686 x H1500mm
FD363ST	W1047 x H1200mm	FD363AD	W1029 x H1200mm
FD811ST	W1047 x H1500mm	FD811AD	W1029 x H1500mm



FD363ST



FD363AD

## Single Sided Display Top Bookcases Depth 305mm

Starter	Size	Add-on	Size
FD321ST	W541 x H900mm	FD321AD	W523 x H900mm
FD324ST	W541 x H1200mm	FD324AD	W523 x H1200mm
FD327ST	W541 x H1500mm	FD327AD	W523 x H1500mm
FD330ST	W541 x H1800mm	FD330AD	W523 x H1800mm
FD322ST	W704 x H900mm	FD322AD	W686 x H900mm
FD325ST	W704 x H1200mm	FD325AD	W686 x H1200mm
FD328ST	W704 x H1500mm	FD328AD	W686 x H1500mm
FD331ST	W704 x H1800mm	FD331AD	W686 x H1800mm
FD323ST	W1047 x H900mm	FD323AD	W1029 x H900mm
FD326ST	W1047 x H1200mm	FD326AD	W1029 x H1200mm
FD329ST	W1047 x H1500mm	FD329AD	W1029 x H1500mm
FD332ST	W1047 x H1800mm	FD332AD	W1029 x H1800mm



FD325ST



FD325AD

## Double Sided Display Top Bookcases Depth 586mm

Starter	Size	Add-on	Size
FD364ST	W704 x H900mm	FD364AD	W686 x H900mm
FD366ST	W704 x H1200mm	FD366AD	W686 x H1200mm
FD816ST	W704 x H1500mm	FD816AD	W686 x H1500mm
FD367ST	W1047 x H1200mm	FD367AD	W1029 x H1200mm
FD813ST	W1047 x H1500mm	FD813AD	W1029 x H1500mm



FD325ST



FD325AD



*British Designers & Manufacturers of  
High Quality Timber Furniture for Education*



FD346ST



FD346AD

Removable End Panel

## Single Sided Reversible Shelf Bookcases Depth 305mm

Starter	Size	Add-on	Size
FD341ST	W541 x H900mm	FD341AD	W523 x H900mm
FD344ST	W541 x H1200mm	FD344AD	W523 x H1200mm
FD347ST	W541 x H1500mm	FD347AD	W523 x H1500mm
FD350ST	W541 x H1800mm	FD350AD	W523 x H1800mm
FD342ST	W704 x H900mm	FD342AD	W686 x H900mm
FD345ST	W704 x H1200mm	FD345AD	W686 x H1200mm
FD348ST	W704 x H1500mm	FD348AD	W686 x H1500mm
FD351ST	W704 x H1800mm	FD351AD	W686 x H1800mm
FD343ST	W1047 x H900mm	FD343AD	W1029 x H900mm
FD346ST	W1047 x H1200mm	FD346AD	W1029 x H1200mm
FD349ST	W1047 x H1500mm	FD349AD	W1029 x H1500mm
FD352ST	W1047 x H1800mm	FD352AD	W1029 x H1800mm



FD404

Features a lift up top for storage



## Bench Seating with Storage

Code	Size
FD400	Base only
FD401	Base only
FD402	Corner Base only
FD403	Base with Back
FD404	Base with Back
FD405	Corner with Back
Upholstered Seat Pad	H390 x W704 x D400mm
Upholstered Seat Pad	H390 x W1047 x D400mm
Upholstered Seat Pad	H390 x W400 x D400mm
Upholstered Seat Pad	H1200 x W704 x D400mm
Upholstered Seat Pad	H1200 x W1047 x D400mm
Upholstered Seat Pad	H1200 x W400 x D400mm
Upholstered Seat Pad	W704 x D400mm
Upholstered Seat Pad	W1047 x D400mm



FD405

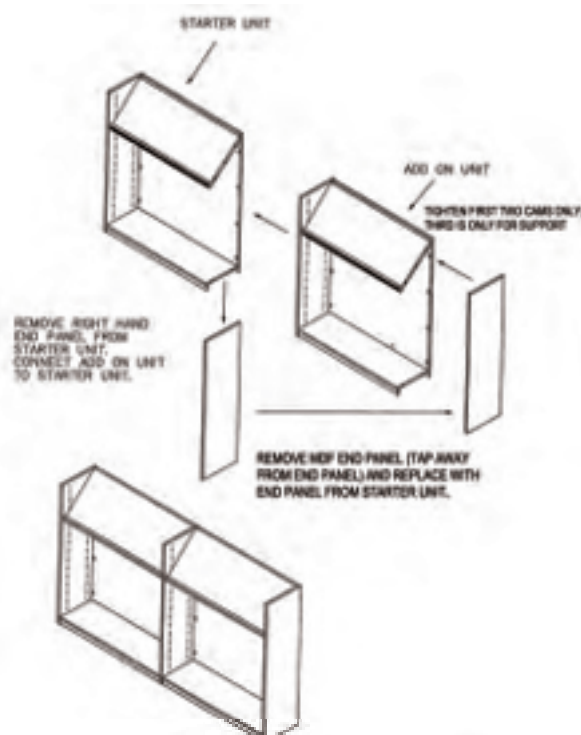
Fixed top



FD401



FD402



DELIVERY  
**2-4**  
WEEKS





## Nexus Curve

An additional design to compliment our best selling Nexus Library range. Manufactured from high quality 18mm MFC, and all units are manufactured as mobile with two locking castors. Single sided and double sided units are available.

### Single Sided Straight Bookcases

Depth 320mm

Description	Code	Size
Single sided straight bookcase	WBLR1/9	H900 x W1000mm
Single sided straight bookcase	WBLR1/12	H1200 x W1000mm
Single sided straight bookcase	WBLR1/6/9	H900 x W600mm
Single sided straight bookcase	WBLR1/6/12	H1200 x W600mm

### Single Sided Curved Bookcases

Depth 835mm (max)

Single sided convex bookcase	WBLR2/9	H900 x W1180mm
Single sided convex bookcase	WBLR2/12	H1200 x W1180mm
Single sided concave bookcase	WBLR3/9	H900 x W1180mm
Single sided concave bookcase	WBLR3/12	H1200 x W1180mm

### Double Sided Straight Bookcases

Depth 600mm

Description	Code	Size
Double sided straight bookcase	WBLR7/9	H900 x W1000mm
Double sided straight bookcase	WBLR7/12	H1200 x W1000mm
Double sided straight bookcase	WBLR7/15	H1500 x W1000mm
Double sided straight bookcase	WBLR7/6/9	H900 x W600mm
Double sided straight bookcase	WBLR7/6/12	H1200 x W600mm
Double sided straight bookcase	WBLR7/6/15	H1500 x W600mm


### Double Sided Curved Bookcases

Depth 1115mm (max)

Double sided convex bookcase	WBLR8/9	H900 x W1575mm
Double sided convex bookcase	WBLR8/12	H1200 x W1575mm
Double sided convex bookcase	WBLR8/15	H1500 x W1575mm
Double sided concave bookcase	WBLR9/9	H900 x W1575mm
Double sided concave bookcase	WBLR9/12	H1200 x W1575mm
Double sided concave bookcase	WBLR9/15	H1500 x W1575mm



WBLR1/9



WBLR2/9



WBLR3/9



## Book Spinners

Our Book Spinners are predominately manufactured from high quality 18mm MFC and are available in many colours and heights for both children and adults. An ideal addition to your Library space. Childrens spinners have a lower base.

Description	Code	Size
Big Book Spinner Bch/Oak	<b>CBS2W</b>	H1350 x W650 x D650 mm
Big Book Spinner Coloured	<b>CBS2C</b>	H1350 x W650 x D650 mm
Childrens Book Spinner Bch/Oak	<b>CBS1W</b>	H1350 x W400 x D400 mm
Childrens Book Spinner Coloured	<b>CBS1C</b>	H1350 x W400 x D400 mm
Paperback & Video Tower	<b>HD101</b>	H1220 x W400 x D400 mm
Tape Cassette Tower	<b>HD102</b>	H1220 x W400 x D400 mm
CD Tower	<b>HD103</b>	H1220 x W400 x D400 mm
Single Combi Base (1 Tower)	<b>HD001</b>	H410 x W400 x D400 mm
Double Combi Base (2 Towers)	<b>HD002</b>	H410 x W780 x D400 mm
Quadruple Combi Base (4 Towers)	<b>HD005</b>	H410 x W780 x D780 mm










Beech Oak Maple Grey Red Yellow Green Blue

**DELIVERY**  
**2-4**  
**WEEKS**



HD101

Towers only  
Base sold  
separately

HD103



HD001

Base only  
Towers sold  
separately



CBS1C



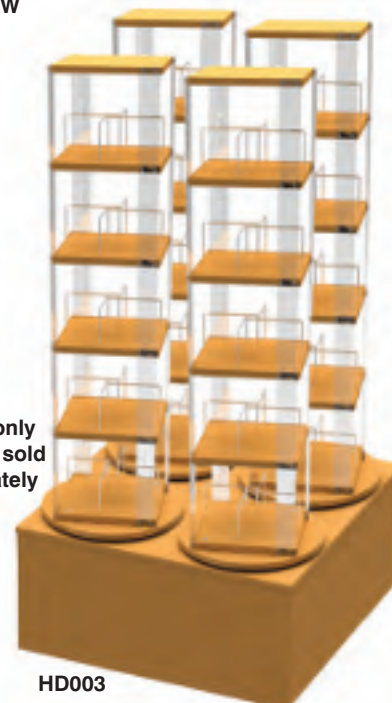
CBS1W



CBS2C



HD002



HD003

Base only  
Towers sold  
separately





## Wooden Panel End Study Carrel

Wooden Panel End Carrel available as a single sided or double sided starter units and can be extended to 2, 3 or 4 bay by using our bolt on add-on units. A range of high quality ergonomically designed study carrels. Delivered flat packed for easy assembly.

### Code Size

CA01	H1200 x W886 x D700mm	Single Starter Unit
CA02	H1200 x W886 x D700mm	Single Add-on
CA03	H1200 x W886 x D1376mm	Double starter unit
CA04	H1200 x W886 x D1376mm	Double Add-on
CA41	H1200 x W886 x D700mm	Single Starter Unit
CA42	H1200 x W886 x D700mm	Single Add-on
CA43	H1200 x W886 x D1376mm	Double starter unit
CA44	H1200 x W886 x D1376mm	Double Add-on




## Cantilever Leg Study Carrel

Steel frame with cantilever leg carrel available as a single sided or double sided starter units and can be extended to 2, 3 or 4 bay by using our bolt on add-on units. A range of high quality ergonomically designed study carrels. Delivered flat packed for easy assembly.

### Code Size

NSC6	H1200 x W1200 x D800mm	Single Starter Unit
NSC7	H1200 x W1175 x D800mm	Single Add-on
NSC8	H1200 x W1200 x D1600mm	Double starter unit
NSC9	H1200 x W1175 x D1600mm	Double Add-on
NSC10	H1100 x W1100 x D800mm	Single Starter Unit
NSC11	H1100 x W1075 x D800mm	Single Add-on
NSC12	H1100 x W1100 x D1600mm	Double starter unit
NSC13	H1100 x W1075 x D1600mm	Double Add-on



## Wooden Computer Carrel

Steel frame with cantilever leg carrel available as a single sided or double sided starter units and can be extended to 2, 3 or 4 bay by using our bolt on add-on units. A range of high quality ergonomically designed study carrels. Includes cable management and desk height adjustability. Delivered flat packed for easy assembly.

### Code Size


CC01	H1200 x W1236 x D850mm	Single Starter Unit
CC02	H1200 x W1211 x D850mm	Single Add-on
CC03	H1200 x W1236 x D1676mm	Double starter unit
CC04	H1200 x W1211 x D1676mm	Double Add-on



DELIVERY  
**2-4**  
WEEKS



Colours



## Basics Range Cupboards

Best selling beech storage Cupboards. Available in a range of heights. Cupboards have non locking doors and cannot be made mobile. Fixed shelves.

W800 x D494mm.

Other colours available on request.

### Code

CB800  
CB1200  
CB1400  
CB1600  
CB1800

### Height

H800mm  
H1200mm  
H1400mm  
H1600mm  
H1800mm




## Bookcases

Best selling beech storage bookcases. Available in a range of heights. Ideal for office or school environment. Fitted with fixed shelves. Supplied assembled.

W800 x D300mm.

Other colours available on request.



### Code

BC800  
BC1200  
BC1400  
BC1600  
BC1800

### Height

H800mm  
H1200mm  
H1400mm  
H1600mm  
H1800mm

### Unit Colours





## Double Sided Book Trolleys

These sturdy trolleys are ideal for use in libraries or classrooms. Available with a choice of shelf options to display and store your books. Made from beech MFC and fitted with castors for ease of movement. Delivered fully assembled.

### Code

DST  
DST/MBT  
MBT  
TR4

### Description

Book Display – Angled Both Sides  
Book Display – 1 Side Flat/1 Side Display  
D/Sided Flat Shelf Trolley  
D/Sided Angled Shelf Book Display



DELIVERY  
**2-4**  
WEEKS

### Unit Colours



Maple

Beech

Oak



TR4  
H880 x W835 x D460mm



MBT  
H820 x W1057 x D450mm



DST/MBT  
H820 x W1057 x D450mm



DST  
H820 x W1057 x D450mm



## Vienna Tables

High quality library tables made with easy to clean veneered table tops with solid hardwood legs. Ideal for more prestigious environments.


Description	Code	Size
Vienna Plain Circular Table	VRP1000R	H725 x W1000 x D1000mm
Vienna Plain Circular Table	VRP1200R	H725 x W1200 x D1200mm
Vienna Plain Low Table	VRP6060	H410 x W600 x D600mm
Vienna Plain Low Table	VRP8080	H410 x W800 x D800mm
Vienna Plain Table	VRP1460	H725 x W1400 x D600mm
Vienna Plain Rectangular Table	VRP0880	H725 x W800 x D800mm
Vienna Plain Rectangular Table	VRP1280	H725 x W1200 x D800mm
Vienna Plain Rectangular Table	VRP1480	H725 x W1400 x D800mm
Vienna Plain Rectangular Table	VRP1680	H725 x W1600 x D800mm
Vienna Plain Rectangular Table	VRP1880	H725 x W1800 x D800mm
Vienna Table with Divider	VRPD0812	H725 x W800 x D1200mm
Vienna Table with Divider	VRPD1212	H725 x W1200 x D1200mm
Vienna Table with Divider	VRPD1412	H725 x W1400 x D1200mm
Vienna Table with Divider	VRPD1612	H725 x W1600 x D1200mm
Vienna Table with Divider	VRPD1812	H725 x W1800 x D1200mm
Vienna Table with Cruciform Divider	VRPC1412	H725 x W1400 x D1200mm
Vienna Table with Cruciform Divider	VRPC1612	H725 x W1600 x D1200mm



VRPD1212



VRP1480



VRPC1612



DELIVERY  
**2-4**  
WEEKS






## Natural World Slugs & Snails

Natural World is a set of themed bookcases featuring easily identifiable images from the world outside our window.

The bookcases are 18mm MFC faced and edged on all sides in beech. The feature panels and doors are either MFC faced or painted in water based laquers.

Individual pieces can be purchased as well as a complete set.



NWSS001  
W1047 x D494 x H900mm



NWSS005  
W1047 x D494 x H900mm



NWSS003  
W1047 x D494 x H900mm



NWSS004  
W500 x D494 x H1200mm



NWSS002  
W1047 x D494 x H1200mm



NWSS006  
W600 x D600 x H490mm

### Novelty Bookcases

#### Code

#### Description

NWSS001	Snail Bookcase with slug doors
NWSS002	Leaf Bookcase with feature doors
NWSS003	Slug Bookcase with feature doors
NWSS004	Carrot Bookcase with feature doors
NWSS005	Leaf Bookcase with feature doors
NWSS006	Slugs & Snails Kinderbox
NWSSSET	Feature Bookcase Set (excludes kinderbox)

All feature doors use our heavy duty hinges for extra strength.

See page 64 for matching room dividers.



## Natural World Honey Bee


Natural World is a set of themed bookcases featuring easily identifiable images from the world outside our window.

The bookcases are 18mm MFC faced and edged on all sides in beech. The feature panels and doors are either MFC faced or painted in water based lacquers.

Individual pieces can be purchased as well as a complete set.



## Honey Bee



NWHB001  
W1047 x D494 x H900mm



NWHB003  
W1047 x D494 x H900mm



NWHB005  
W1047 x D494 x H900mm



### Novelty Bookcases

Code

Description

NWHB001	Bookcase Bee with feature doors
NWHB002	Tall Bookcase with Honeycombe feature doors
NWHB003	Bookcase with Flower feature doors
NWHB004	Bookcase with Inner feature doors
NWHB005	Bookcase with Petal feature doors
NWHB006	Tall Bookcase with Bee feature doors
NWHB007	Honey Bee Kinderbox

NWHBSET Honey Bee Bookcase Set (excluding kinderbox)

All feature doors use our heavy duty hinges for extra strength.  
See page 64 for matching room dividers

NWHB004  
W500 x D305 x H1200mm



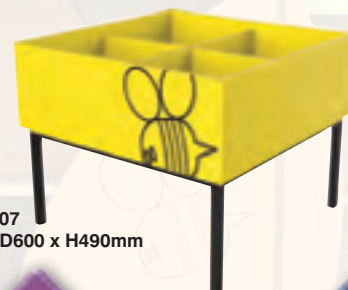
NWHB002  
W500 x D305 x H1200mm



NWHB006  
W500 x D305 x H1200mm



NWHB007  
W600 x D600 x H490mm







## Natural World Tree Frog

Natural World is a set of themed bookcases featuring easily identifiable images from the world outside our window.

The bookcases are 18mm MFC faced and edged on all sides in beech. The feature panels and doors are either MFC faced or painted in water based lacquers.

Individual pieces can be purchased as well as a complete set.



NWFR001  
W500 x D305 x H1200mm

NWFR003  
W500 x D305 x H1200mm

### Novelty Bookcases

#### Code

#### Description

NWFR001	Tall Bookcase with Tree feature panel
NWFR002	Bookcase with Lily pad feature door
NWFR003	Tall Bookcase with Leaf inner feature panel
NWFR004	Bookcase with Frog feature door
NWFR005	Tall Bookcase with Leaf feature door
NWFR006	Frog Kinderbox

NWFRSET Feature Bookcase Set (excluding kinderbox)

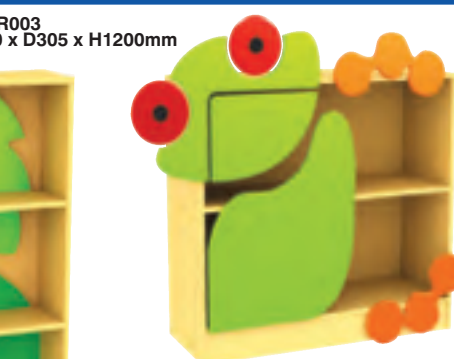
**All feature doors use  
our heavy duty hinges  
for extra strength.**

**See page 64 for  
matching room dividers**

NWFR006 Kinderbox  
W600 x D600 x H490mm



NWFR005  
W500 x D305 x H1200mm



NWFR004  
W1047 x D494 x H900mm



NWFR002  
W1047 x D494 x H900mm



## Combination Kinderboxes

Fabulous Kinderbox units with a variety of functions. All are manufactured from high quality 18mm MFC and Gratnells trays are included where applicable.

### Kinderbox/Seating/Tray Storage Units

Description	Code	Size
Tray, Seat & Kinderbox	JN20/C	H570 x W1047 x D630mm
Kinderbox Activity Centre	MKSAC	H580 x W1600 x D490mm
Kinderbox, Table Activity Centre	MKSATC	H580 x W1870 x D490mm

### Seat Book & Tray Unit

Mobile Seat Storage Unit	JN10/C	H370 x W1047 x D630mm
--------------------------	--------	-----------------------

### Long Kinderbox with Mirrors


Long Kinderbox Maple/Beech	LK361	H400 x W830 x D570mm
Long Kinderbox Multicoloured	LK361C	H400 x W830 x D570mm



DELIVERY  
**2-4**  
WEEKS




JN10/C



LK361C



LK361



MKSATC



JN20/C



MKSAC



## Kinderboxes

### Colours



### Beech Frame Kinderbox

H425 x W620 x D620mm

Bright colours to choose from and four compartments for storage!

- Polished hardwood beech legs
- Top box is available in a choice of colours
- Supplied fully assembled
- All corners are rounded for safety

Code

KBX05



### Metal Frame Kinderbox

H400 x W620 x D620mm.

Brightly coloured kinderbox with 4 compartments  
ideal for schools and libraries

- 4 compartments
- White steel frame
- Choose from 9 colours
- Rounded corners for safety
- Supplied fully assembled

Code

KBX01



### Wooden Kinderbox

H425 x W620 x D620mm

Brightly coloured with routed end design!

- Four compartments
- Choose from 6 colours
- Rebated end details
- Rounded corners for safety
- Supplied full assembled

Code

KBX02

## Kinderboxes

All products have rounded corners for safety. Supplied fully assembled ready for use.

### Pentagon Kinderbox

D513 x W549x H358mm



#### Colours



Code

EDPENT6

### Creche Mobile Kinderbox

D635 x W635 x H500mm



#### Colours



Code

TH4

### Low Mobile Kinderbox

D620 x W620 x H260mm



#### Colours



Code

MKB

### Mobile Kinderbox with Display Shelves

H620 x W610 x D610mm.



#### Colours



Code

KBX04

### Kinderbox/Book Shelf Storage

H720 x W704 x D494mm



#### Colours



Code

JN27/C (2/3)

### Multipurpose Kinderbox Storage

H850 x W1038x D494mm



#### Tray Colours



Code

JN35/C





## Novelty Storage Units

Easy to reach and display books, each tier has a lip to prevent books from sliding off. Designed to hold big and standard book sizes. Units have five tiers. Can be supplied without animal feature if preferred, please state at time of order.

DELIVERY  
**2-4**  
WEEKS



### Colours



**H1000 x W1250 x D500mm**  
Code

### Description

EDABDU01/GO  
EDABDU01/PA  
EDABDU01/PE  
EDABDU01/ZE  
EDABDU01/BE  
EDABDU02

Novelty Book Display – Gorilla  
Novelty Book Display – Panda  
Novelty Book Display – Penguin  
Novelty Book Display – Zebra  
Novelty Book Display – Bear  
Angled Book Display – Plain



## Novelty Book/Storage Kinderbox

Designed to hold both books and play equipment. Four storage compartments to the top with four lower compartments for further books. Can be supplied without animal feature if preferred, please state at time of order. Full range of colours available on our website.



### Tray Colours



**H630 x W1435 x D494mm**  
Code

### Description

EDCBB01/PA  
EDCBB01/PE  
EDCBB01/ZE  
EDCBB01/BE  
EDCBB01

Novelty Tray/Book Storage – Panda  
Novelty Tray/Book Storage – Penguin  
Novelty Tray/Book Storage – Zebra  
Novelty Tray/Book Storage – Bear  
Novelty Tray/Book Storage – Plain



**Trays can be removed  
allowing shelves to be used  
for book storage**



## Novelty Book Browsers



DELIVERY  
**2-4**  
WEEKS



- Beautifully finished browser units.
- Painted with water based lacquers for safety.
- Ideal for brightening up reading and childrens play areas

### Single Sided Book Browsers

Code

Description

EDSSB/LION	W1350 x H920 x D245mm	Lion
EDSSB/ZEBRA	W1280 x H920 x D245mm	Zebra
EDSSB/DINO	W1570 x H920 x D245mm	Dinosaur
EDSSB/PENGUIN	W920 x H1200 x D245mm	Penguin
EDSSB/GORILLA	W1170 x H1140 x D245mm	Gorilla
EDSSB/PANDA	W1170 x H1145 x D245mm	Panda

### Double Sided Book Browsers

Code

Description

EDDSBB/LION	W1350 x H920 x D490mm	Lion
EDDSBB/ZEBRA	W1280 x H920 x D490mm	Zebra
EDDSBB/DINO	W1570 x H920 x D490mm	Dinosaur
EDDSBB/PENGUIN	W920 x H1200 x D490mm	Penguin
EDDSBB/GORILLA	W1170 x H1140 x D490mm	Gorilla
EDDSBB/PANDA	W1170 x H1145 x D490mm	Panda








LFB1



BBT1



BBB1



BBE

## Book Display Units

A great range of book display units to suit all purposes.

### Kinderbox/Seating/Tray Storage Units

Description	Code	Size
Vertical Large Book Storage	LFB1	H820 x W710 x D520mm
Big Book Bookcase	BBB1	H495 x W222 x D406mm
Big Book Easel	BBE1	H600 x W600 x D210mm
Mammoth Big Book Trolley	BBT1	H495 x W981 x D406mm
Mobile Bog Book Centre	BBC01	H750 x W650 x D550mm



BBC01

## IMPSS

Infant multipurpose storage system of Book and Kinderbox units manufactured from high quality 18mm MFC with multicoloured sides and feature panels. Units are available as mobile or static.

### Book Storage, Display and Kinder Units

(S) Static, (M) Mobile

Description	Code	Size
Book Display with Storage Below (S)	<b>D13923</b>	H600 x W600 x D600mm
Book Display with Storage Below (M)	<b>D13924</b>	H600 x W600 x D600mm
Kinderbox Unit - (S)	<b>D13925</b>	H600 x W600 x D600mm
Kinderbox Unit - (M)	<b>D13926</b>	H600 x W600 x D600mm
Book Display with Flat Top Shelf (S)	<b>D13927</b>	H935 x W600 x D600mm
Book Display with Flat Top Shelf (M)	<b>D13928</b>	H955 x W600 x D600mm
Book Display with Display Top Shelf (S)	<b>D13929</b>	H935 x W600 x D600mm
Book Display with Display Top Shelf (M)	<b>D13930</b>	H955 x W600 x D600mm



DELIVERY  
**2-4**  
WEEKS



D13928



D13926

## Step up Units

A fantastic product to aid children when using a whiteboard or any other activity which requires a little extra height. Step units are constructed from 18mm MFC with Gratnells trays supplied. Top can be carpeted at an additional cost.

Description	Code	Size
3 Compartment Step Unit	<b>STEP3</b>	H300 x W1148 x D456mm
4 Compartment Step Unit	<b>STEP4</b>	H300 x W1524 x D456mm
5 Compartment Step Unit	<b>STEP5</b>	H300 x W1900 x D456mm




DELIVERY  
**2-4**  
WEEKS



STEP3



STEP4



STEP5





## Hat Room Mirror Dividers

A selection of quality room dividers produced from 18mm MFC and finished with vinyl art work depicting a variety of hats. Mirrors are positioned below the hats to give the illusion that the person looking in the mirror is wearing the hat.

The Jigsaw base allows them to be linked together to form a dividing wall whilst adding colour and a playful theme to an otherwise plain play room or classroom.

5 dividers available in this range showing a Police Officer, Fireman, Nurse, Taxi Driver, and Builders hat.

Panel Dimensions: H580 x W880mm

Base Dimensions: W920 x D300mm

DELIVERY  
**2-4**  
WEEKS



### Code

### Description

DIVMBUILD  
DIVMFIRE  
DIVMNURSE  
DIVMPOLICE  
DIVMTAXI

Builder Divider  
Fireman Divider  
Nurse Divider  
Policeman Divider  
Taxi Driver Divider

DIVMFIRE

DIVMNURSE

DIVMTAXI

DIVMPOLICE

DIVMBUILD



DELIVERY  
**2-4**  
WEEKS

**5**  
YEAR

## Jungle Room Dividers


"Its a Jungle out there" and that's why we've designed a selection of jungle and safari animal room dividers (which don't bite). Painted in a variety of colours and details enhanced using vinyl, these themed room dividers are a must for any Nursery, Primary school and add colour and fun to a room.

Using our new jigsaw connecting option you are able to create many different shaped enclosures or use the dividers to split up the room.


Panel Dimensions: H580 x W880mm

Base Dimensions: W920 x D300mm

Images are double sided.




RDE03 Elephant



RDH04 Hippo



RDL02 Lion



RDM05 Monkey



RDS07 Snake



RDT01 Tiger

Code	Description
RDT01	Tiger Divider
RDL02	Lion Divider
RDE03	Elephant Divider
RDH04	Hippo Divider
RDM05	Monkey Divider
RDS07	Snake Divider





## Boat Room Dividers


Painted in a variety of colours and details enhances using vinyl, these themed room dividers add colour and fun to a room.

The Boat Dividers are available in Blue, Green, Red or Yellow. Using our new jigsaw connecting base you are able to create many different shaped enclosures or use the dividers to split up the room.

Panel Dimensions: H580 x W880mm

Base Dimensions: W920 x D300mm

Feature/Panels are double sided



BBRD001 Blue Boat

GBRD002 Green Boat

RBRD003 Red Boat

YBRD004 Yellow Boat



NWHB008

NNWTF007

NWSS007

Colours Available

See pages 34-36  
for more items.

## Natural World Room Dividers

Painted in bright colours and details enhances using vinyl, these themed room dividers are a must for any Nursery, Primary school and add colour and fun to a room. Part of our Natural World Range.

The Dividers available are the Bee, Frog and Snail, Using our new jigsaw connecting option you are able to create many different shaped enclosures or use the dividers to split up the room.

Panel Dimensions: H580 x W880mm

Base Dimensions: W920 x D300mm

Code

Description

NWHB008  
NNWTF007  
NWSS007

Bee Divider  
Frog Divider  
Snail Divider

## Cloakroom Units

Cloakroom Units to suit any requirement. Manufactured from high quality 18mm MFC with metal coat hooks or rails where applicable.

Description	Code	Size
3 Bay Coat & Lunch Box Unit	SCU01	H1410 x W918 x D370mm
Tidy Days Hanging Bag Displayer	TG04	H1230 x W1070 x D620mm
Tidy Days Hat & Coat Unit	TB01	H970 x W1040 x D440mm
4 Bay Primary Cloakroom Unit	TF0028	H1290 x W1370 x D370mm
Primary Cloakroom Bench	WCB0029	H1200 x W1750 x D300mm
D. Sided Angled Cloakroom Trolley	ACT16	H1000 x W1000 x D650mm
Low Level Shoe Caddy	LSC1	H417 x W1673 x D460mm




SCU01



TB04



DELIVERY  
**2-4**  
WEEKS




ACT16



TF0028



LSC1



TB01







# Arena Staging

Semi Permanent Staging available in four different heights with interlocking subframe and carpetting.  
Carpets colours are: Dark Red, Dark Blue, Dark Green, Charcoal, Light Grey & Brown.

## Staging Components


Description	Code	Size
Full Stage Module	DS46	H300/450/600/750 x W1200 x D1200mm
Half Stage Module	DS47	H300/450/600/750 x W1200 x D600mm
Triangular Stage Module	DS48	H300/450/600/750 x W1200 x D850mm
One Step Module	DS49	H150 x W1200 x D300mm
Two Step Module	DS50	H300 x W760 x D300mm
Arena Stage Trolley	DS51	W1200 x D300mm

## Staging Sets

Arena Set 1	DS62	1 x DS46, DS47, DS49 & 2 x DS48
Arena Set 2	DS63	2 x DS46, DS47, DS48 & 1 x DS49



DELIVERY  
**2-4**  
WEEKS



DS48



DS47



DS49



DS46

DS62 Dark Red




DS63 Light Grey




Stge Trly




PPS3




Stage A3 with plinth panels PPP3 & PPST1



Stage B4 with plinth panels PPP4 & PPST2



PPST2



PPST1



Stage B2 & PPST1

## Savannah Staging

Versatile lightweight staging which is both simple to use and store.  
Birch interlocking system.

### Staging Components

Description	Code	Size
Single Stage Unit 9"	PPS1	H230 x W760 x D760mm
Single Stage Unit 12"	PPS2	H310 x W760 x D760mm
Single Stage Unit 18"	PPS3	H460 x W760 x D760mm
Single Stage Unit 24"	PPS4	H613 x W760 x D760mm
Single Triangular Stage Unit 9"	PPT1	H230 x W760 x D760mm
Single Triangular Stage Unit 12"	PPT2	H310 x W760 x D760mm
Single Triangular Stage Unit 18"	PPT3	H460 x W760 x D760mm
Single Triangular Stage Unit 24"	PPT4	H613 x W760 x D760mm
Single First Step	PPST1	H230 x W760 x D230mm
Single Second Step	PPST2	H310 x W760 x D230mm
Single Plinth Panel 9"	PPP1	H230 x W760mm
Single Plinth Panel 12"	PPP2	H310 x W760mm
Single Plinth Panel 18"	PPP3	H460 x W760mm
Single Plinth Panel 24"	PPP4	H613 x W760mm

### Staging Sets

Staging Set A 9"	Stage A1	H230 x W2280 x D1520mm
Staging Set A 12"	Stage A2	H310 x W2280 x D1520mm
Staging Set A 18"	Stage A3	H460 x W2280 x D1520mm
Staging Set A 24"	Stage A4	H613 x W2280 x D1520mm
Staging Set B 9"	Stage B1	H230 x W3040 x D1520mm
Staging Set B 12"	Stage B2	H310 x W3040 x D1520mm
Staging Set B 18"	Stage B3	H460 x W3040 x D1520mm
Staging Set B 24"	Stage B4	H613 x W3040 x D1520mm
Staging Set C 9"	Stage C1	H230 x W3040 x D2280mm
Staging Set C 12"	Stage C2	H310 x W3040 x D2280mm
Staging Set C 18"	Stage C3	H460 x W3040 x D2280mm
Staging Set C 24"	Stage C4	H613 x W3040 x D2280mm

Staging Trolley (up to 20 units)

Stge Trly



## Theme Tables with height adjustable legs

Theme tables with height adjustable legs and tough 25mm thick tops with a PVC edge.

- Rounded Corners for safety
- 50mm legs for safety and stability
- Height adjustable from 430 - 625mm
- Black and grey frame as standard

### Teachers Flower Height Adjustable Table

TT000TF

H430-625 x W1520 x D1390mm



Arc Height Adjustable Table

TT000A

H430-625 x W1540 x D750mm



Clover Height Adjustable Table

TT000C

H430-625 x W1130 x D1130mm



Flower Height Adjustable Table

TT000F

H430-625 x W1530 x D1440mm



Horseshoe Height Adjustable Table

TT000H

H430-625 x W1520 x D1390mm

DELIVERY  
**2-4**  
WEEKS

Table  
Tops



Red



Blue



Green



Yellow



Oak



Beech



Grey

Pastel Colours



Pink



Green



Blue



Lemon

Edges



Black



Grey

## Jungle Seating

A fabulous seating range with brightly coloured seating fabrics. constructed from quality hardwood timber frames using traditional methods and polished to a natural finish. Tables have veneered tops, rounded corners for safety and are available in a variety of sizes.

Description	Code	Size
Jungle Chair	JA	H580 x W400 x D460mm
Jungle 2 Seater Sofa	JB	H580 x W760 x D460mm
Jungle 3 Seater Sofa	JC	H580 x W1120 x D460mm
Jungle Table	JD	H300 x W460 x D460mm



DELIVERY  
**2-4**  
WEEKS



## Woodland Range

A robust range of furniture constructed from quality hardwood timber frames using traditional methods and polished to a natural finish. Tables have veneered tops, rounded corners for safety and are available in a variety of sizes. Fabric seat cushions are optional with this range. Suitable for pre-school and infant children.

### Woodland Rectangular Tables

WCA	H510 x W1010 x D680mm
WCB	H560 x W1010 x D680mm
WCC	H610 x W1010 x D680mm
WCD	H660 x W1010 x D680mm

### Woodland Chairs

WAA	Wooden Rail Back Chair SH280mm
WAB	Wooden Rail Back Chair SH320mm
WAC	Wooden Rail Back Chair SH355mm
WAD	Wooden Rail Back Chair SH390mm
WDP	Upholstered Seat Pad
WB	Woodland Panel Back Chair SH300mm



Fabric  
Colours

Boys &  
Girls

Bugs

Cats

Parrots

Patchwork

Playbox