

CONTENTS

// 01 INTRO

03	Introduction	07	Delivery Services
04	Contents	08	Space Planning
06	Delivery and Installation	09	Material Finishes

// 02 DESKING

12	Height Adjustable Desk	20	Twin Upright Leg
14	Goalpost Leg	22	Single Upright Leg
16	Panel Plus	24	Eco 18
18	Panel Leg	26	Desk Accessories

// 03 BENCH DESKING

30	Telescopic Bench	36	Fixed Beam Bench
	Explanation		Explanation
32	Telescopic Bench	38	Single Bench
34	Telescopic Bench Sliding Top	40	Back to Back Bench
		42	Bench Accessories

// 04 ATLAS

46	Atlas Desk	50	Atlas Spine
48	Atlas Bench		

// 05 SOHO DESKING

54	Milton Desk	57	Odell Desk
55	Astle Desk	58	Eaton Desk
56	Haynes Desk	59	Chair mats

// 06 SCREENS

62	Free Standing Protective Screens	70	Divide Type 1 - Single Toolrail
64	Contempo Screens	71	Divide Type 2 - Triple Toolrail
65	Elco Screens	72	Mobile Screens
66	Lyle Desk Screens	74	Screen Finish Guide
67	Toolrail Screens	76	Magnum Screens
68	Panel Screens		
69	Screen Accessories		

// 07 STORAGE

80	Wooden Pedestals	84	Panel Plus Cupboards
81	Wooden Filing	85	Eco 18 Bookcases
82	Wooden Bookcases		& Cupboards
83	Wooden Cupboards		

// 08 TALOS STEEL STORAGE

88	Talos Steel Pedestals	90	Talos Tambours
89	Talos Filing Cabinets	91	Talos Cupboards

// 09 BISLEY STEEL STORAGE

94	Bisley Classic Filing	104	Bisley Steel Lockers
94	Bisley Contract Filing	106	Steel Lockers
95	Bisley Personal Filing		
95	Bisley A4 Home Filing		
96	Bisley Multidrawers		
97	Bisley Essential Side Filers		
98	Bisley Essential Tambours		
99	Bisley Contract Cupboards		
99	Bisley Essential Cupboards		
100	Fire Resistant Safes		
102	Safes		

// 10 EXECUTIVE DESKING

110	Regent		
112	Regent Bookcases & Cupboards		
113	Regent Meeting Tables		

// 11 MEETING TABLES

116	Plateau	129	Lux
118	Plateau High	130	Windsor
120	Fraction Infinity Tables	131	Aerofoil
122	Tilting Tables	132	Start 18 Multipurpose
123	Economy Tilting Tables	134	Contract Tables
124	Union Folding Tables	136	Trinity Tables
126	One Table		
127	Boardroom Tables		
128	Reflex		

// 12 RECEPTION

140	Modular Reception		
142	Reception		

// 13 SEATING INTRO

144	Things to Consider		
145	Mechanism Guide		

// 14 TASK SEATING

148	Spark	155	Silva
148	Delta	155	Vision
149	Urus	156	Kempes
149	Urus Cantilever	156	Fonseca
150	Denali HB	157	Marlos
150	Denali MB	157	Carbon
151	Denali Visitor	158	Carlos
152	Maldini	159	Soho
154	Zico	159	Start
154	Scuba	159	Xavi

// 15 24HR & POSTURE

162	Strata	172	Maxi Ergo
163	Fonz	173	Calypso Ergo
164	Alto	174	Wave Posture
165	Chachi	175	Bearing
166	Cheetah	176	Aspect
167	Panther	177	Mode
168	Vista		
169	Marathon		
170	Call Centre		
171	Concept Plus		

// 16 EXECUTIVE SEATING

180	Pallas	186	Gomez
180	Whist	187	Jack
182	Sosa	187	Jack Fabric
183	Puma		
183	Baresi		
184	Keno		
184	Montana		
185	Ares		
185	Casino		
186	Canasta		

// 17 MEETING & CONFERENCE

190	Arc Four Leg	197	Uni Swivel
190	Arc Skid	198	Pavilion Armchair
191	Arc High Stool	199	Renoir Side Chair
192	Magix High Back	199	Renoir Armchair
192	Magix Mid Back	200	Jupiter Chrome Side Chair
193	Pavia Leather	200	Jupiter Chrome Armchair
193	Canasta Leather	201	Twilight
194	Florence Side Chair	201	Twilight + Writing Tablet
194	Florence Armchair	203	Club
195	Florence Plastic Side Chair	203	Club Chrome
195	Florence Plastic Armchair	203	Club Canteen
196	Uni 4-Leg	204	Summit Banquet
196	Uni Skid	204	Summit Meeting
197	Uni High Chair	204	Economy Poly

// 18 OPERATOR SEATING

206	Concept Mid Back	213	Factory High
206	Concept High Back	213	Factory 2 Lever High
207	Concept Deluxe	214	Zoom Fixed D-kit
207	Concept Plus	214	Zoom Adjustable D-kit
208	Calypso Single Lever	215	Concept Fixed D-kit
208	Calypso	215	Concept Adjustable D-kit
209	Calypso Deluxe	216	Operator Chair Arms
209	Calypso Mesh	217	Accessories
210	Zoom Mid Back		
210	Zoom High Back		
211	Lean Stool		
212	Factory		
212	Factory 2 Lever		

// 19 CAFE & DINING

220	Ariel Chrome Leg	230	Plaza Table
220	Ariel Spider Base	231	Morph Folding Chair
222	Picasso Contract	231	Morph Rectangular
224	Picasso Lite		Folding Table
224	Ellipse 4-Leg	232	Folding Chair
225	Ellipse Trumpet	232	Flat Folding Chair
226	Picnic	233	Folding Chair Trolley
228	Stork		
228	Astral High Tables		
230	Plaza Armchair		

// 20 SOFT SEATING

236	Kuddle Low	258	Phonic High
238	Kuddle Mobile	260	Phonic Low
240	Kuddle High	262	Button
242	Kuddle Low Den	264	Iceberg
244	Kuddle High Den	265	Tub Leather Look
246	Kuddle Open Retreat	266	Tub Lux
248	Kuddle Retreat	267	Coatstands
250	Kuddle Cove Desk	268	Glacier
252	Kuddle Fabrics & Fittings	269	Rubic
254	Kona	270	Trinity Tables
256	Jade	271	Coffee Tables
256	Pearl		

// 21 EDUCATION

274	Arc	292	Small Tray Storage
278	Titan One Piece	294	Medium Tray Storage
280	Titan 4-Leg	296	Large Tray Storage
282	Titan Skid	298	Flat-pack Classroom
284	Titan High Chair		Tables
286	Titan Stool	300	Exam Desks
288	Titan Swivel	302	Titan Accessories
290	T Bag		

// 22 FABRIC & FINISHES

276	Fabric Band Guide		
278	Chieftain Fabrics		
280	Camira Fabrics		
282	Finishes & Colours		

DELIVERY AND INSTALLATION

We are committed to giving you an exceptional experience. Our D&I service allows you to sit back and relax, while we efficiently deliver and install your furniture - you are the centre of this process.



With our experienced fitters overseeing the whole process from beginning to end, there's nobody who can install our furniture better than us. Once you have placed your order, we will deliver and fit within 10-15 working days. We guarantee you the install will be stress-free by implementing the following practices:

- 1. All drivers will be equipped with hand sanitisers, face masks and disinfectant wipes, which will be used prior to delivering all goods. All delivery staff will maintain a safe distance of more than one meter from your staff or clients whilst delivering.
- 2. Once you are happy, all packaging is disposed of correctly and recycled where possible
- 3. A member of our experienced D&I team will then offer you a complimentary product demonstration, to ensure you are confident and happy with your new


products. It's better for everyone when things go smoothly. Please ensure that:

- You have considered the **3 Ps**: the **POSTCODE** of the delivery and install location, what **PRODUCTS** it is that you require any **PROBLEMS** we may run into with the install (for example, no lift or restricted access)
- You carefully consider any special security requirements
- You provide on-site contact details, as you will receive a delivery date and time slot via text or email. The driver will also call on the day



DELIVERY SERVICES

We have several delivery services available, all tailored to you and your requirements. If you need any more information about any of the services outlined below, please contact our Sales Team, and they will be delighted to assist you.



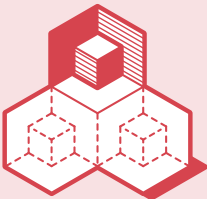
NEXT DAY DELIVERY

Need something tomorrow? Place your order with us, and we will ensure it reaches you by the next working day. No matter the order size, we can get you what you need, when you need it. It's that simple.



5 - 7 DAY DELIVERY

Not in a rush? Delivery for all stocked products will be on our 5-7 day service.




ROOM OF CHOICE

If you need some additional assistance, but not full delivery and installation, our Room of Choice option is the service for you. We offer a two-man delivery, to the room the products are being used. We take out all the heavy lifting and transporting of goods, leaving everything exactly how you want it.



NOMINATED DAY

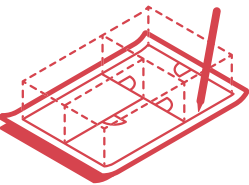
Our priority is always making life that little bit easier for all our customers. Our Nominated Day delivery service is tailored to fit around you. You choose the day and time slot; we'll do the rest.



CONTAINERISED DELIVERIES

Your high volume products never need to go out of stock again with our containerised delivery option. Order a full container of products and enjoy a significant cost saving. We receive and monitor your order, and keep you fully informed until it reaches your door. It's that easy.

SPACE PLANNING

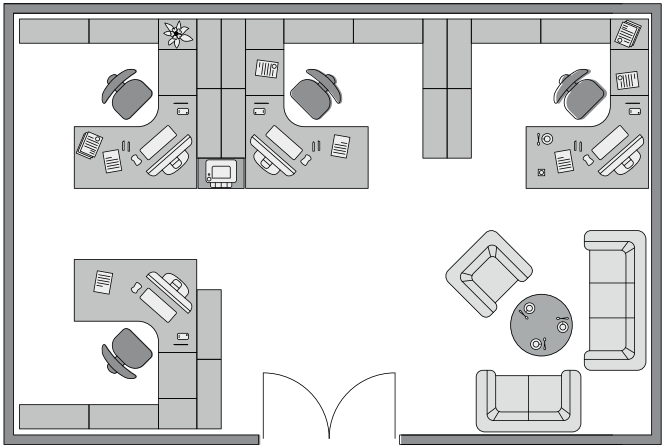


Correct planning ensures you are getting the most out of your workspace. We offer a space planning service which utilises the maximum capacity of your workspace safely and efficiently.

Our experienced team use the latest software to ensure a full planning service, from site surveys and 2D plans to walk-through 3D visualisations. Just give us your measurements, and we will create and suggest possible layouts to enhance your existing office space.

2D PLANS

Our 2D plans turn your measurements into a well thought out working area to suit your particular requirements. Once your furniture plan is complete, we can be as detailed as you need and display network points, lighting, heating, power, and anything else you may require. Want to hang on to a few things? Our 2D plans can show a mix of old and new furniture designed by our experienced team.




3D PLANS

We can take the 2D plan drawings a stage further by adding carpet and wall finishes, together with colour ideas to suit your corporate identity - or build on your ideas. Once created, we can produce a 3D walk-through visualisation, which enables you to see the result in a clear, concise way.



MATERIAL FINISHES



We are proud to work with a dedicated selection of the UK and Europe's longest established and best-recognised upholstery fabric, vinyl and leather manufacturers.

The fabrics we offer are a selection of the most popular within the market and are suitable for applications ranging from operator seating, task seating, soft seating and for the upholstery of vertical surfaces, such as desk mounted and floor standing screens.

Where environmental credentials are a significant consideration, we are also able to source and recommend from a wide choice of ecological fabrics. These fabrics range from those made from recycled raw materials, or materials composed of rapidly renewable sources such as wool, or innovative bast fibres from nettles, hemp or even recycled coffee sacks.

The range of manufacturers, finishes and price bands offers a solution for all specifications and budgets - please contact us for further details or assistance.

UNLIMITED FABRICS



Where you see the above icon, the product is available upholstered to your exact specification. Choose from multiple on-trend finishes to match your market place or corporate colour scheme, or if you're looking for something different to brighten up your business environment.

FIRE RETARDANCY

The fire retardancy or CRIB rating of a particular fabric measures its ability to resist ignition from an exposed flame. There are a variety of tests for the flammability of upholstery fabrics within the UK - we have listed a brief description of those applicable to our market below (please note this is not exhaustive; if further information is required, please contact us).

Low Hazard - tested to BS7176:2007
Low Hazard fabric ratings are suitable for use within the general office environment.

CRIB 5 - This indicates a fabric has been treated and tested and is suitable for most purposes, particularly contract environments like hotels, where the impact of a fire can be especially dangerous due to the volume of people.

CRIB 7 - This is a more stringent test version of CRIB 5. Fabric that passes this test is suitable for more hazardous environments like prisons or offshore installations.

PLEASE NOTE:

Fabric Banding: Should your fabric of choice not be listed, please contact our Sales Team who will be happy to assist. Please ensure you check the suitability of your selected fabric for its application before ordering.

Leather: Priced upon application.

Fabric Swatches: We recommend that your final fabric selection is made based on a physical swatch only; we recommend you use printed swatches merely as a guide.

All of the materials used within our furniture, seating and storage ranges are carefully selected and specified per our ISO 9001 certification. We work with globally renowned manufacturers to ensure we can bring to market quality products that stand the test of time and offer an exceptional value proposition.
Our desktops and wooden storage are Forest Stewardship Council (FSC) certified Melamine Faced Chipboard (MFC).

We have a standard colour palette of six MFC wood finishes spanning our core range of desking and storage, comprising of panel end, cantilever and bench solutions specified at 25mm for all desktops. Similarly, our Regent Executive range offers two dedicated MFC wood finishes at 36mm to give a unique executive edge.
Our MFC supply chain is fully FSC (Forest Stewardship Council) certified and therefore accredited to ISO 14001 and ISO 9001.

DESKING

// 02

We believe that a desk isn't just a place that you do your work; it's your personal space and therefore, an extension of your personality. Our desking ranges have been carefully selected to cater to you, as an individual, and your working environment.

CONTENTS

- 12 Height Adjustable Desk
- 14 Goalpost Leg
- 16 Panel Plus
- 18 Panel Leg
- 20 Twin Upright Leg
- 22 Single Upright Leg
- 24 Eco 18
- 26 Desk Accessories

5YR
COMPONENT
GUARANTEE

25MM
TOP
THICKNESS

HEIGHT ADJUSTABLE DESK



- The economy height adjustable desk boasts an attractive, clean style with economy in mind
- Standing desks increase blood flow and improve overall health
- Preset your four optimum working heights using the built-in memory and digital display
- Dual motor
- Anti-collision
- Adjustable feet
- Featuring an adjustment range of 645-1305mm in height
- Dark walnut and maple tops are made to order - contact sales for lead time

RECTANGULAR DESK

	W	Dimensions		RRP
		D	H	
ECSS1280CP	1200	800	645 - 1305	£758.00
ECSS1480CP	1400	800	645 - 1305	£803.00
ECSS1680CP	1600	800	645 - 1305	£859.00
ECSS1880CP	1800	800	645 - 1305	£904.00

STOCKED TOP FINISHES // FRAME FINISHES

BEECH	NOVA OAK	GREY OAK	WHITE	//	WHITE	SILVER
BE	NO	GO	WH		WH	SV

MADE TO ORDER TOP FINISHES

DARK WALNUT	MAPLE
DW	MA

PROGRAMMABLE MEMORY

Ranging from 645mm to 1305mm; this desk is customisable to your optimum working heights and has the option to save four of them. Simply press the 'S' button until it flashes and then assign to your chosen destination with a number: 1, 2, 3 or 4.

DUAL MOTOR

This desk features a dual motor that is combined with a soft start and stop feature, to allow effortlessly slick transitions without the concern of stilted adjustment actions. The dual motor also allows for heavier desktop loading without the risk of impairing the movement.



FOR
DESK
ACCESSORIES
SEE PAGES
26 - 27

FOR
DESK
SCREENS
SEE PAGES
64 - 68



GOALPOST LEG

5YR
COMPONENT
GUARANTEE

25MM
TOP
THICKNESS



- Ultra modern goalpost leg with modesty panel
- Dark walnut and maple tops are made to order - contact sales for lead time

FOR
DESK
SCREENS
SEE PAGES
64 - 68

600 DEEP RECTANGULAR DESK

	Dimensions			RRP
	W	D	H	
GP1060REC	1000	600	730	£233.00
GP1260REC	1200	600	730	£257.00
GP1460REC	1400	600	730	£284.00

800 DEEP RECTANGULAR DESK

	Dimensions			RRP
	W	D	H	
GP1280REC	1200	800	730	£288.00
GP1480REC	1400	800	730	£312.00
GP1680REC	1600	800	730	£334.00
GP1880REC	1800	800	730	£360.00

RECTANGULAR DESK WITH RETURN

		Dimensions				RRP
		W	D	H	D2	
GP1680LHRET	L/H	1600	800	730	1800	£484.00
GP1680RHRET	R/H	1600	800	730	1800	£484.00
GP1880LHRET	L/H	1800	800	730	1800	£507.00
GP1880RHRET	R/H	1800	800	730	1800	£507.00

STOCKED TOP FINISHES // FRAME FINISHES

BEECH	NOVA OAK	GREY OAK	WHITE	//	WHITE	SILVER
BE	NO	GO	WH		WH	SV

MADE TO ORDER TOP FINISHES

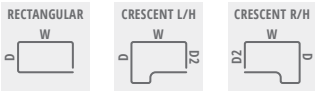
DARK WALNUT	MAPLE
DW	MA



PANEL PLUS

5 YR
COMPONENT
GUARANTEE

25 MM
TOP
THICKNESS



600 DEEP RECTANGULAR DESK

	Dimensions			RRP
	W	D	H	
PP8060REC	800	600	730	£231.00
PP1260REC	1200	600	730	£272.00
PP1460REC	1400	600	730	£303.00
PP1660REC	1600	600	730	£318.00
PP1860REC	1800	600	730	£345.00

RECTANGULAR DESK

	Dimensions			RRP
	W	D	H	
PP8080REC	800	800	730	£231.00
PP1280REC	1200	800	730	£272.00
PP1480REC	1400	800	730	£303.00
PP1680REC	1600	800	730	£318.00
PP1880REC	1800	800	730	£345.00

RADIAL DESK

		Dimensions				RRP
		W	D	H	D ²	
PP1612(*)RAD	L/H & R/H	1600	1200	730	800	£385.00
PP1812(*)RAD	L/H & R/H	1800	1200	730	800	£385.00

FIXED PEDESTALS

		Dimensions			RRP
		W	D	H	
TESHP2/655	2 Drawer	404	655	500	£197.00
TESHP3/655	3 Drawer	404	655	500	£198.00

* Please specify LH or RH in code, e.g PP1612LHRAD for left hand desk

// NOTE: Fixed pedestals only fit the 800 deep desks

STOCKED TOP FINISHES

BEECH	NOVA OAK	GREY OAK	DARK WALNUT
BE	NO	GO	DW

MADE TO ORDER TOP FINISH

MAPLE
MA

- All desks come with white legs and modesty panels
- Contemporary panel desk with integrated grey cable ports
- Metal to metal fixings for added strength
- Adjustable feet for levelling on uneven floors
- Dark walnut and maple tops are made to order - contact sales for lead time

FOR
DESK
SCREENS
SEE PAGES
64 - 68

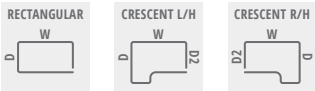
FOR
MATCHING
STORAGE
SEE PAGE
84



PANEL LEG

5 YR
COMPONENT
GUARANTEE

25 MM
TOP
THICKNESS



600 DEEP RECTANGULAR DESK

	Dimensions			RRP
	W	D	H	
PAN8060REC	800	600	730	£231.00
PAN1260REC	1200	600	730	£272.00
PAN1460REC	1400	600	730	£303.00
PAN1660REC	1600	600	730	£318.00
PAN1860REC	1800	600	730	£345.00

800 DEEP RECTANGULAR DESK

	Dimensions			RRP
	W	D	H	
PAN8080REC	800	800	730	£231.00
PAN1280REC	1200	800	730	£272.00
PAN1480REC	1400	800	730	£303.00
PAN1680REC	1600	800	730	£318.00
PAN1880REC	1800	800	730	£345.00

RADIAL DESK

		Dimensions				RRP
		W	D	H	D2	
PAN1612(*)RAD	L/H & R/H	1600	1200	730	800	£385.00
PAN1812(*)RAD	L/H & R/H	1800	1200	730	800	£449.00

FIXED PEDESTALS

		Dimensions			RRP
		W	D	H	
TESH2/655	2 Drawer	404	655	500	£197.00
TESH3/655	3 Drawer	404	655	500	£198.00

* Please specify LH or RH in code, e.g PAN1612LHRAD for left hand desk

// NOTE: Fixed pedestals only fit the 800 deep desks

STOCKED FINISHES

BEECH	NOVA OAK	GREY OAK	DARK WALNUT	WHITE
BE	NO	GO	DW	WH

MADE TO ORDER FINISH

MAPLE
MA

- Contemporary panel desk with integrated grey cable ports
- Metal to metal fixings for strength
- Adjustable feet for levelling on uneven floors
- Dark walnut and maple are made to order - contact sales for lead time

FOR
DESK
SCREENS
SEE PAGES
64 - 68

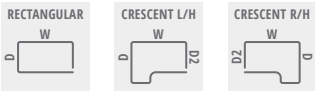
FOR
MATCHING
STORAGE
SEE PAGE
80 - 83



TWIN UPRIGHT LEG

5 YR
COMPONENT
GUARANTEE

25 MM
TOP
THICKNESS



600 DEEP RECTANGULAR DESK

	Dimensions			RRP
	W	D	H	
TWU8060REC	800	600	730	£231.00
TWU1260REC	1200	600	730	£272.00
TWU1460REC	1400	600	730	£303.00
TWU1660REC	1600	600	730	£318.00
TWU1860REC	1800	600	730	£345.00

800 DEEP RECTANGULAR DESK

	Dimensions			RRP
	W	D	H	
TWU8080REC	800	800	730	£231.00
TWU1280REC	1200	800	730	£272.00
TWU1480REC	1400	800	730	£303.00
TWU1680REC	1600	800	730	£318.00
TWU1880REC	1800	800	730	£345.00

RADIAL DESK

		Dimensions			RRP
		W	D	H	
TWU1612(*)RAD	L/H & R/H	1600	1200	730	£385.00
TWU1812(*)RAD	L/H & R/H	1800	1200	730	£449.00

FIXED PEDESTALS

		Dimensions			RRP
		W	D	H	
TESHP2/655	2 Drawer	404	655	500	£197.00
TESHP3/655	3 Drawer	404	655	500	£198.00

* Please specify LH or RH in code, e.g TWU1612LHRAD for left hand desk

// NOTE: Fixed pedestals only fit the 800 deep desks

STOCKED TOP FINISHES // FRAME FINISHES

BEECH	NOVA OAK	GREY OAK	DARK WALNUT	WHITE	BLACK
BE	NO	GO	DW	WH	BK

//

WHITE	BLACK	SILVER
WH	BK	SV

MADE TO ORDER TOP FINISHES

MAPLE
MA

- A cost-effective workstation range with white, black or silver cantilever legs and a range of wooden desktop finishes
- Grey cable ports supplied as standard for all top finishes apart from black which has black cable ports
- Adjustable feet for levelling on uneven floors
- Maple tops are made to order - contact sales for lead time

FOR
DESK
SCREENS
SEE PAGES
64 - 68

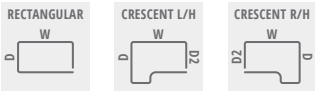
FOR
MATCHING
STORAGE
SEE PAGE
80 - 83



SINGLE UPRIGHT LEG

5YR
COMPONENT
GUARANTEE

25MM
TOP
THICKNESS



600 DEEP RECTANGULAR DESK

	Dimensions			RRP
	W	D	H	
SU8060REC	800	600	730	£231.00
SU1260REC	1200	600	730	£272.00
SU1460REC	1400	600	730	£303.00
SU1660REC	1600	600	730	£318.00
SU1860REC	1800	600	730	£345.00

800 DEEP RECTANGULAR DESK

	Dimensions			RRP
	W	D	H	
SU8080REC	800	800	730	£231.00
SU1280REC	1200	800	730	£272.00
SU1480REC	1400	800	730	£303.00
SU1680REC	1600	800	730	£318.00
SU1880REC	1800	800	730	£345.00

RADIAL DESK

		Dimensions				RRP
		W	D	H	D2	
SU1612(*)RAD	L/H & R/H	1600	1200	730	800	£368.00
SU1812(*)RAD	L/H & R/H	1800	1200	730	800	£431.00

FIXED PEDESTALS

		Dimensions			RRP
		W	D	H	
TESH2	2 Drawer	450	540	540	£189.00
TESH3	3 Drawer	450	540	540	£191.00

* Please specify LH or RH in code, e.g SU1612LHRAD for left hand desk

// NOTE: Fixed pedestals only fit the 800 deep desks

STOCKED TOP FINISHES // FRAME FINISHES

BEECH	NOVA OAK	GREY OAK	DARK WALNUT	WHITE	BLACK	//	WHITE	BLACK	SILVER
BE	NO	GO	DW	WH	BK		WH	BK	SV

MADE TO ORDER TOP FINISHES

MAPLE
MA

- Modern cantilever leg desk available in white, black and silver legs
- Grey cable ports supplied as standard for all top finishes apart from black which has black cable ports
- Adjustable feet for levelling on uneven floors
- Modesty panels included
- Maple tops are made to order - contact sales for lead time

FOR
DESK
SCREENS
SEE PAGES
64 - 68

FOR
MATCHING
STORAGE
SEE PAGE
80 - 83



ECO 18

5 YR
COMPONENT
GUARANTEE

18MM
TOP
THICKNESS



SINGLE DESK

	Dimensions			RRP
	W	D	H	
EF1275REC	1200	750	725	£238.00
EF1575REC	1500	750	725	£263.00
EF1875REC	1800	750	725	£278.00



SINGLE DESK & 2 DRAWER PEDESTAL

	Dimensions			RRP
	W	D	H	
EF1275REC2DP	1200	750	725	£342.00
EF1575REC2DP	1500	750	725	£368.00
EF1875REC2DP	1800	750	725	£383.00



SINGLE DESK & 3 DRAWER PEDESTAL

	Dimensions			RRP
	W	D	H	
EF1275REC3DP	1200	750	725	£342.00
EF1575REC3DP	1500	750	725	£368.00
EF1875REC3DP	1800	750	725	£383.00



SINGLE DESK & 2 + 3 DRAWER PEDESTALS

	Dimensions			RRP
	W	D	H	
EF1575REC5DP	1500	750	725	£472.00
EF1875REC5DP	1800	750	725	£487.00



- 18mm shelves and backs
- Fixed shelves
- Wood finishes match Eco 18 range only

		Shelves		Dimensions		RRP
			W	D	H	
EP750BC	Bookcase	1	750	400	726	£180.00
EP800BC	Bookcase	1	750	400	830	£188.00
EP1200BC	Bookcase	2	750	400	1225	£212.00
EP1600BC	Bookcase	3	750	400	1620	£247.00
EP2000BC	Bookcase	4	750	400	2020	£278.00
EP800CP	Cupboard	1	750	400	830	£313.00
EP1200CP	Cupboard	2	750	400	1225	£363.00
EP1600CP	Cupboard	3	750	400	1620	£370.00
EP2000CP	Cupboard	4	750	400	2020	£395.00

STOCKED FINISHES

BAVARIAN BEECH	SORANO OAK	WHITE
BE	OK	WH



MADE
TO
ORDER
20 DAYS

DESK ACCESSORIES



POLE MOUNTED MONITOR ARM

	RRP
MBMA	Available in black, silver and white £66.00

- Cable management clips
- Includes pre-assembled clamp and through desk fixing
- Installed in under two minutes without the use of any tools



TWIN POLE MOUNTED MONITOR ARM

	RRP
MBTA	Available in black, silver and white £101.00

- Cable management clips
- Includes pre-assembled clamp and through desk fixing
- Installed in under two minutes without the use of any tools



SINGLE SPRING ASSISTED MONITOR ARM

	RRP
SGAMA	Available in black and white £158.00

- Discrete cable management



TWIN SPRING ASSISTED MONITOR ARM

	RRP
TGAMA	Available in black and white £240.00

- Discrete cable management
- Screens must be the same make, size and weight on either side



DESKTOP POWER MODULES

	RRP
DM02	2 power sockets & twin USB ports £171.00
DM03	2 power sockets, twin USB ports & 1 data port £184.00
DM04	2 power sockets & 2 data ports £77.00


- Does not come with power lead as standard
- Available in black and white
- Clamps to the back of the desk
- Sockets all individually fused plus 1 spare fuse per socket in unique holder



POWER MODULES

	RRP
PM2BK	Power module £179.00
PMCB3M	3m power cable £36.00

- Power module cable: 1x UK socket, 2 x smart charge, 500mm lead, 3m length
- Fits in cable port hole



MAINS LEAD TO 3 POLE FEMALE CONNECTOR

	Length	RRP
PMCB2M	2m	£23.00
PMCB3M	3m	£30.00
PMCB4M	4m	£34.00
PMCB5M	5m	£36.00



POWER MODULES

	RRP
UPM203	2 point power socket £30.00
UPM303	3 point power socket £37.00
UPM403	4 point power socket £48.00


- Power Modules can be linked in series with connector leads (see connector leads)
- UK individually fused 5A power sockets
- Available in black



VERTICAL CABLE MANAGER

	RRP
CBS	Available in black, silver and white £37.00

- Flexible design provides protection and movement
- Can accommodate cables totalling up to approximately 2.5cm x 2.5cm



BASKET STYLE CABLE TRAY

		Dimensions Width	RRP
WB800SV	For 1000 desk	800	£55.00
WB1000SV	For 1200 desk	1000	£59.00
WB1200SV	For 1400 desk	1200	£67.00
WB1400SV	For 1600 desk	1400	£74.00
WB1600SV	For 1800 desk	1600	£80.00

- A sturdy steel mesh basket ensures cables are neat, safe and visible
 - Can be cut to required length
- // NOTE: All cable trays are stocked

BENCH DESKING

// 03

Bench desking may accommodate a large number of people, but space doesn't have to be compromised. The idea behind workbenches is to drive collaboration, optimise space and allow room for flexibility.



CONTENTS

30	Telescopic Bench Explanation
32	Telescopic Bench
34	Telescopic Bench Sliding Top
36	Fixed Beam Bench Explanation
38	Single Bench
40	Back to Back Bench
42	Bench Accessories

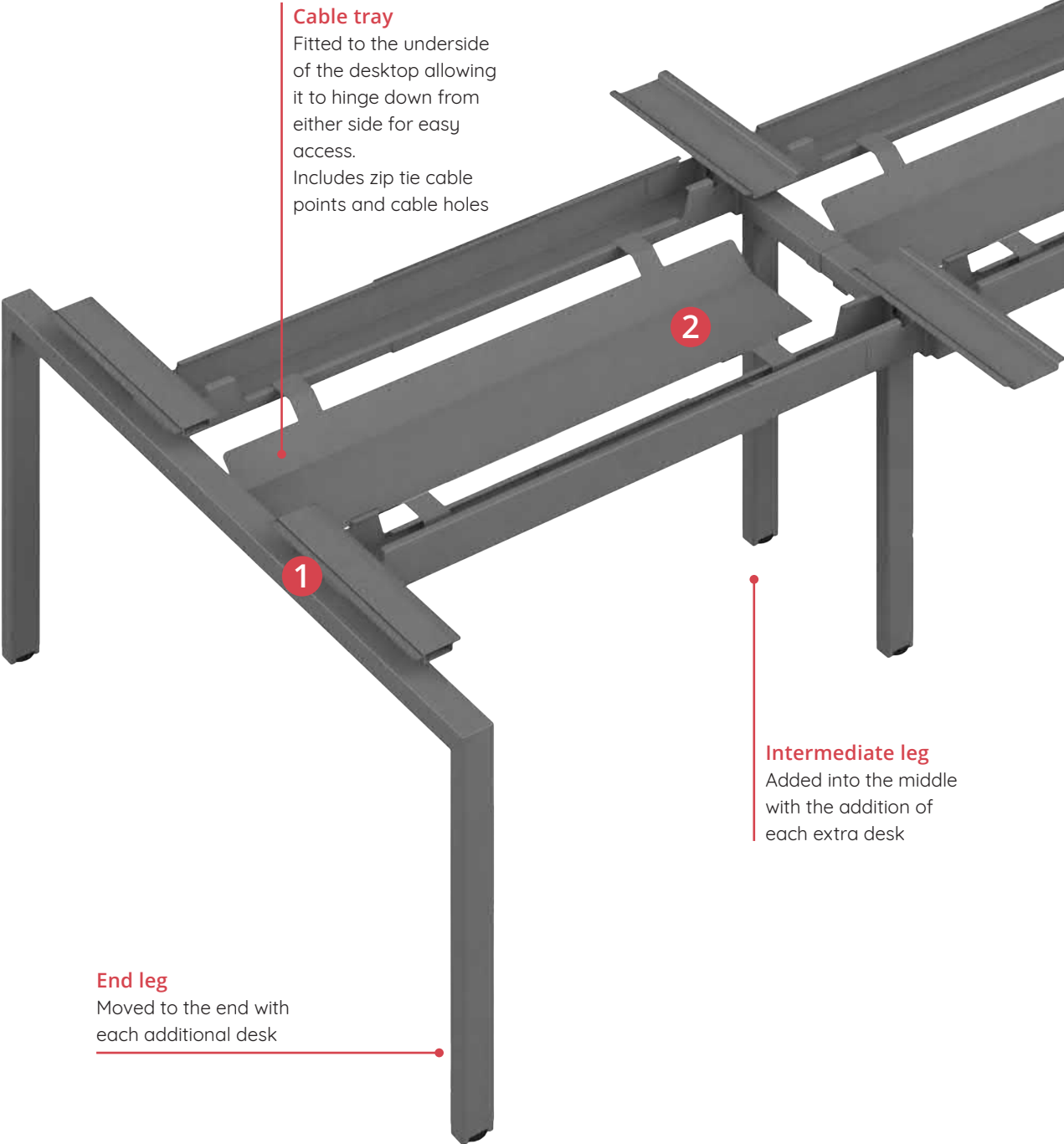


TELESCOPIC BENCH EXPLANATION

The Telescopic Bench platform is a speedy and straightforward Bench system with an edge. By using a telescopic beam, it allows the system to be fully flexible by allowing the scope to construct lots of different layouts and configurations. Change needn't mean unnecessary cost.

In addition to its sliding telescopic beam, sliding top bridges **1** can replace its existing fixed ones, and an additional large capacity cable tray **2** is available to add. Both of these extra accessories further enhance this bench systems ability to facilitate various layouts by allowing easy access to cables for alteration and hide them out of the way.

Screens
A variety of screen brackets are available dependent on the type and design of screen required. Mass cable risers **3** are available to add to the intermediate legs to enable running cables up from the floor by a simple magnetic fixing method.



Cable tray
Fitted to the underside of the desktop allowing it to hinge down from either side for easy access. Includes zip tie cable points and cable holes

End leg
Moved to the end with each additional desk

Intermediate leg
Added into the middle with the addition of each extra desk

Screens
Metal to metal connection allowing rigid connection for unrivalled strength

Desktop
Available with either cable ports or a cutout (shown) in 6 finishes, 3 widths and fixed or sliding tops

Top bracket
Gives the appearance of floating tops

STEP 1

Slot adjustable beams into the end legs; noting orientation and ensuring full engagement. Adjust beams to be the correct length for the desktop being used (1200 - 1800mm). The length of the beams can be secured into place using an M4 x 15mm bolt.

Slot adjustable beams into the intermediate leg or end leg (depending upon starter or extension); ensure full engagement prior to next step.

Secure cross rails to the intermediate leg using a steel top hat and secure using 4 x M6 x 15mm connector bolts.

Secure cross rails to the end leg using a steel top hat and secure using 2 x M6 x 15mm connector bolts.

Locate desktops and secure in place using the M6 x 20mm connector bolts.

STEP 2

Attach hanging brackets to the cable tray (optional accessory). The brackets simply hook onto the adjustable beam, which gives greater flexibility for any IT department.

To fit the cable riser, bolt the hook to the underside of the intermediate leg and then hook the side panel in place. Cables are then fed into position, and hook in the opposing panel to enclose the leg.

STEP 3

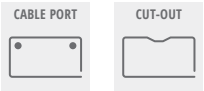
Attach screen brackets directly to the desktops using the bolts to secure these. Then simply slot the screens into place.

Tool rail and panel screens can be linked in-line with the integrated link strips supplied within each screen. Simply remove the upper or lower caps, discard one of the strips and use the remaining link strip by fitting on the centre line of the two screens, thus creating the link. To finish, re-fit the caps in place.

TELESCOPIC BENCH

5YR
COMPONENT
GUARANTEE

25MM
TOP
THICKNESS



1 PERSON STARTER

Cut-out Option	Cable Port Option	Dimensions			RRP
		W	D	H	
TEL1260CO/1P	TEL1260CP/1P	1200	600	730	£517.00
TEL1460CO/1P	TEL1460CP/1P	1400	600	730	£534.00
TEL1660CO/1P	TEL1660CP/1P	1600	600	730	£517.00
TEL1280CO/1P	TEL1280CP/1P	1200	800	730	£578.00
TEL1480CO/1P	TEL1480CP/1P	1400	800	730	£589.00
TEL1680CO/1P	TEL1680CP/1P	1600	800	730	£600.00



1 PERSON EXTENSION

Cut-out Option	Cable Port Option	Dimensions			RRP
		W	D	H	
TEL1260CO/1PX	TEL1260CP/1PX	1200	600	730	£389.00
TEL1460CO/1PX	TEL1460CP/1PX	1400	600	730	£406.00
TEL1660CO/1PX	TEL1660CP/1PX	1600	600	730	£389.00
TEL1280CO/1PX	TEL1280CP/1PX	1200	800	730	£428.00
TEL1480CO/1PX	TEL1480CP/1PX	1400	800	730	£439.00
TEL1680CO/1PX	TEL1680CP/1PX	1600	800	730	£450.00



2 PERSON STARTER

Cut-out Option	Cable Port Option	Dimensions			RRP
		W	D	H	
TEL1260CO/2P	TEL1260CP/2P	1200	600	730	£854.00
TEL1460CO/2P	TEL1460CP/2P	1400	600	730	£890.00
TEL1660CO/2P	TEL1660CP/2P	1600	600	730	£926.00
TEL1280CO/2P	TEL1280CP/2P	1200	800	730	£906.00
TEL1480CO/2P	TEL1480CP/2P	1400	800	730	£928.00
TEL1680CO/2P	TEL1680CP/2P	1600	800	730	£962.00



2 PERSON EXTENTION

Cut-out Option	Cable Port Option	Dimensions			RRP
		W	D	H	
TEL1260CO/2PX	TEL1260CP/2PX	1200	600	730	£665.00
TEL1460CO/2PX	TEL1460CP/2PX	1400	600	730	£699.00
TEL1660CO/2PX	TEL1660CP/2PX	1600	600	730	£735.00
TEL1280CO/2PX	TEL1280CP/2PX	1200	800	730	£694.00
TEL1480CO/2PX	TEL1480CP/2PX	1400	800	730	£716.00
TEL1680CO/2PX	TEL1680CP/2PX	1600	800	730	£749.00

STOCKED TOP FINISHES // FRAME FINISHES



MADE TO ORDER TOP FINISHES // FRAME FINISH



- A fully flexible bench desking range, ideal for modern offices with scope to expand
- Mass cable risers are available to add to the intermediate legs to enable running cables from the floor by a magnetic fixing method
- Black frame, dark walnut and maple tops are made to order - contact sales for lead time

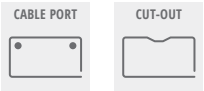
FOR
BENCH
ACCESSORIES
SEE PAGES
42 - 43



TELESCOPIC BENCH SLIDING TOP

5 YR
COMPONENT
GUARANTEE

25 MM
TOP
THICKNESS



1 PERSON STARTER

Cut-out Option	Cable Port Option	Dimensions			RRP
		W	D	H	
TELS1260CO/1P	TELS1260CP/1P	1200	600	730	£660.00
TELS1460CO/1P	TELS1460CP/1P	1400	600	730	£677.00
TELS1660CO/1P	TELS1660CP/1P	1600	600	730	£660.00
TELS1280CO/1P	TELS1280CP/1P	1200	800	730	£772.00
TELS1480CO/1P	TELS1480CP/1P	1400	800	730	£783.00
TELS1680CO/1P	TELS1680CP/1P	1600	800	730	£794.00

1 PERSON EXTENSION

Cut-out Option	Cable Port Option	Dimensions			RRP
		W	D	H	
TELS1260CO/1PX	TELS1260CP/1PX	1200	600	730	£452.00
TELS1460CO/1PX	TELS1460CP/1PX	1400	600	730	£470.00
TELS1660CO/1PX	TELS1660CP/1PX	1600	600	730	£452.00
TELS1280CO/1PX	TELS1280CP/1PX	1200	800	730	£515.00
TELS1480CO/1PX	TELS1480CP/1PX	1400	800	730	£526.00
TELS1680CO/1PX	TELS1680CP/1PX	1600	800	730	£536.00

2 PERSON STARTER

Cut-out Option	Cable Port Option	Dimensions			RRP
		W	D	H	
TELS1260CO/2P	TELS1260CP/2P	1200	600	730	£1,140.00
TELS1460CO/2P	TELS1460CP/2P	1400	600	730	£1,175.00
TELS1660CO/2P	TELS1660CP/2P	1600	600	730	£1,211.00
TELS1280CO/2P	TELS1280CP/2P	1200	800	730	£1,294.00
TELS1480CO/2P	TELS1480CP/2P	1400	800	730	£1,316.00
TELS1680CO/2P	TELS1680CP/2P	1600	800	730	£1,349.00

2 PERSON EXTENSION

Cut-out Option	Cable Port Option	Dimensions			RRP
		W	D	H	
TELS1260CO/2PX	TELS1260CP/2PX	1200	600	730	£791.00
TELS1460CO/2PX	TELS1460CP/2PX	1400	600	730	£825.00
TELS1660CO/2PX	TELS1660CP/2PX	1600	600	730	£863.00
TELS1280CO/2PX	TELS1280CP/2PX	1200	800	730	£866.00
TELS1480CO/2PX	TELS1480CP/2PX	1400	800	730	£888.00
TELS1680CO/2PX	TELS1680CP/2PX	1600	800	730	£921.00

STOCKED TOP FINISHES // FRAME FINISHES

BEECH	NOVA OAK	GREY OAK	WHITE	//	WHITE	SILVER
BE	NO	GO	WH		WH	SV

MADE TO ORDER TOP FINISHES // FRAME FINISH

DARK WALNUT	MAPLE	//	BLACK
DW	MA		BK

- A fully flexible bench desking range, ideal for modern offices with scope to expand
- The Telescopic Bench with Sliding Top allows for quick and easy access to cables and improves overall desk organisation
- Mass cable risers are available to add to the intermediate legs to enable running cables from the floor by a magnetic fixing method
- Black frame, dark walnut and maple tops are made to order - contact sales for lead time

FOR
BENCH
ACCESSORIES
SEE PAGES
42 - 43



FIXED BEAM BENCH EXPLANATION

Bench is a speedy and straightforward system to assemble, using a minimum number of tools. Bench uses laser-cut rails and end legs to allow interference fit 'splicing' of the two parts together, offering unrivalled strength and lateral stability. Fitting of the tops is the final part of this connection, effectively laminating the entire structure together.

Clever 'hinge down' cable trays can be added by merely bolting the cable tray brackets to the tops. Mass cable risers are available to add to the intermediate legs to enable running cables up from the floor by simply bolting in the hook and clipping in place.

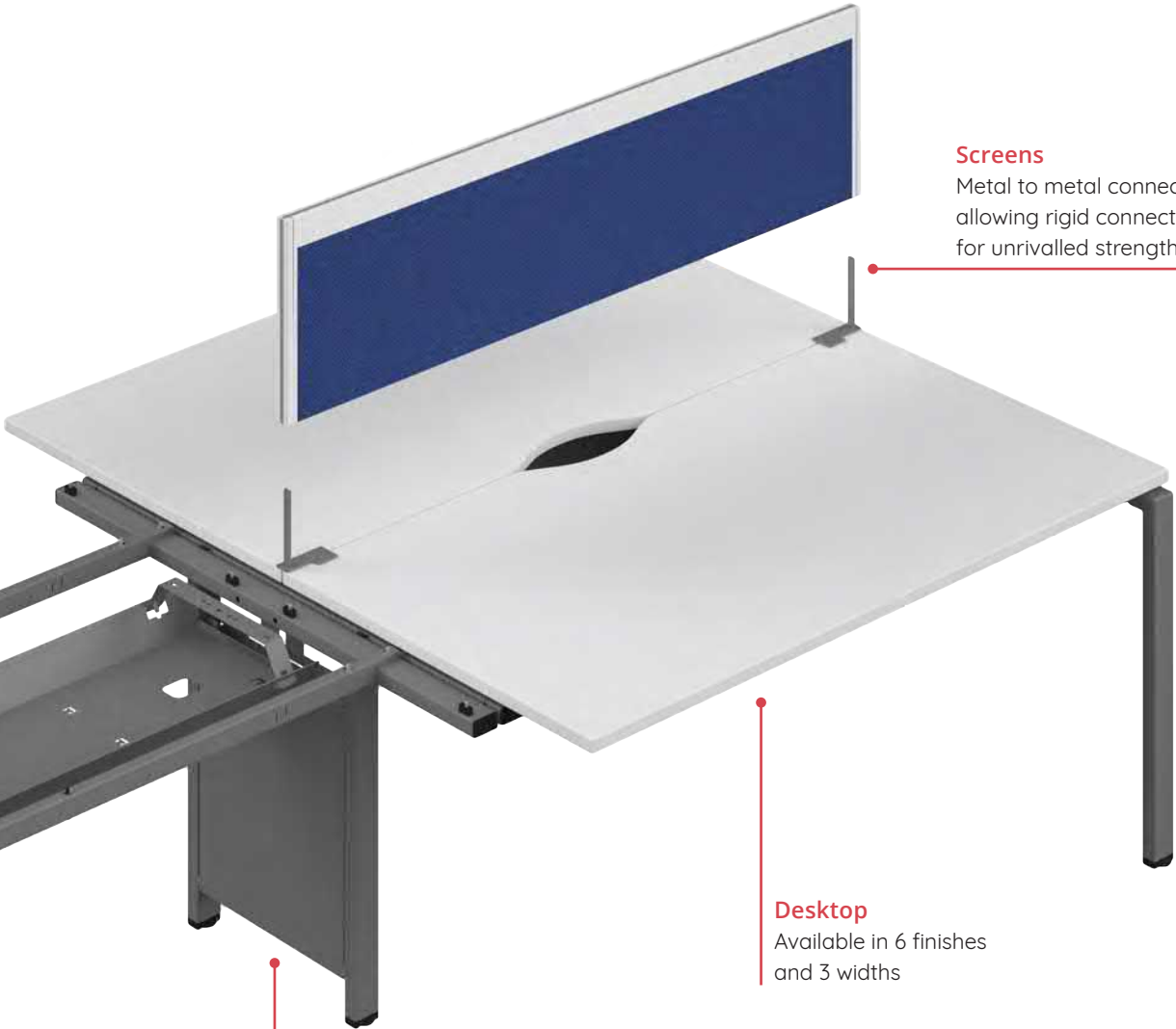
Lastly, screens are fitted using 'metal-to-metal' connection by bolting the screen brackets to the legs and then sliding the screens onto the bracket. This connection then offers rigid screen fixing for the ability to mount monitor arms or other accessories as required. For more detail, please see the three simple steps below:



Cable tray
Fitted to the underside of the desktop allowing hinging down from either side for easy access. Includes zip tie cable points and cable holes

Intermediate leg
Added into the middle with the addition of each extra desk

End leg
Moved to the end with each additional desk



Screens
Metal to metal connection allowing rigid connection for unrivalled strength

Desktop
Available in 6 finishes and 3 widths

Cable management riser
Can be added into intermediate leg to help control cables

STEP 1

Slot cross rails into the end legs; noting orientation and ensuring full engagement. Secure cross rails to end legs using the M6 x 15mm connector bolts on the underside.

Slot cross rails into the intermediate leg or end leg (depending upon starter or extension); ensure full engagement prior to the next step.

Secure cross rails to the intermediate leg using M6 x 15mm connector bolts on underside. Insert end caps into open ends of cross rails. Insert desktop spacers into holes provided on legs.

Locate desktops and secure in place using the M6 x 55mm connector bolts making sure they pass through the desktop spacers, therefore, completing the frame.

STEP 2

Cable trays first need hanging brackets breaking off each end of the tray. These brackets can then be screwed directly to the pre-inserted positions on the underside of the desktops. The tray then simply hooks in place.

To fit the cable riser, bolt the hook to the underside of the intermediate leg and then hook the side panel in place. Finally, feed cables into position, hook in the opposing panel to enclose the leg.

STEP 3

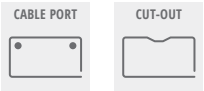
Fix the end leg brackets with M8 bolts provided, to the end legs. Then fix the intermediate brackets with the M8 bolts provided to the intermediate leg, then simply slot the screens in place.

The screens can then be linked in-line with the integrated link strips supplied within each screen. Simply remove the upper or lower caps, discard one of the strips and use the remaining link strip by fitting on the centre line of the two screens, thus creating the link. To finish, re-fit the caps in place.

SINGLE BENCH

5YR
COMPONENT
GUARANTEE

25MM
TOP
THICKNESS



- Modular bench desking range, ideal for modern offices with scope to expand
- Horizontal and vertical cable management options available
- Black frame, dark walnut and maple tops are made to order - contact sales for lead time

FOR
BENCH
ACCESSORIES
SEE PAGES
42 - 43

1 PERSON

Cut-out Option	Cable Port Option	Dimensions			RRP
		W	D	H	
CB1280CO/1P	CB1280CP/1P	1200	800	740	£448.00
CB1480CO/1P	CB1480CP/1P	1400	800	740	£460.00
CB1680CO/1P	CB1680CP/1P	1600	800	740	£482.00

2 PERSON

Cut-out Option	Cable Port Option	Dimensions			RRP
		W	D	H	
CB1280CO/2SP	CB1280CP/2SP	2400	800	740	£755.00
CB1480CO/2SP	CB1480CP/2SP	2800	800	740	£779.00
CB1680CO/2SP	CB1680CP/2SP	3200	800	740	£821.00

SINGLE EXTENSION

Cut-out Option	Cable Port Option	Dimensions			RRP
		W	D	H	
CB1280CO/1PX	CB1280CP/1PX	1200	800	740	£339.00
CB1480CO/1PX	CB1480CP/1PX	1400	800	740	£350.00
CB1680CO/1PX	CB1680CP/1PX	1600	800	740	£372.00

STOCKED TOP FINISHES // FRAME FINISHES

BEECH	NOVA OAK	GREY OAK	WHITE	//	WHITE	SILVER
BE	NO	GO	WH		WH	SV

MADE TO ORDER TOP FINISHES // FRAME FINISH

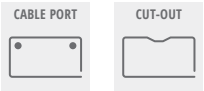
DARK WALNUT	MAPLE	//	BLACK
DW	MA		BK



BACK TO BACK BENCH

5YR
COMPONENT
GUARANTEE

25MM
TOP
THICKNESS



2 PERSON

Cut-out Option	Cable Port Option	Dimensions			RRP
		W	D	H	
CB1280CO/2P	CB1280CP/2P	1200	1600	740	£580.00
CB1480CO/2P	CB1480CP/2P	1400	1600	740	£718.00
CB1680CO/2P	CB1680CP/2P	1600	1600	740	£761.00

4 PERSON

Cut-out Option	Cable Port Option	Dimensions			RRP
		W	D	H	
CB1280CO/4P	CB1280CP/4P	2400	1600	740	£1,240.00
CB1480CO/4P	CB1480CP/4P	2800	1600	740	£1,288.00
CB1680CO/4P	CB1680CP/4P	3200	1600	740	£1,373.00

2 PERSON EXTENSION

Cut-out Option	Cable Port Option	Dimensions			RRP
		W	D	H	
CB1280CO/2PX	CB1280CP/2PX	1200	1600	740	£580.00
CB1480CO/2PX	CB1480CP/2PX	1400	1600	740	£603.00
CB1680CO/2PX	CB1680CP/2PX	1600	1600	740	£645.00

D-END

	Dimensions			RRP
	W	D	H	
CB1660DE	1600	600	740	£337.00

• D-end brackets included as standard and only fits a 2 person unit
// **NOTE:** D-end made to order only

STOCKED TOP FINISHES // FRAME FINISHES

BEECH	NOVA OAK	GREY OAK	WHITE	//	WHITE	SILVER
BE	NO	GO	WH		WH	SV

MADE TO ORDER TOP FINISHES // FRAME FINISH

DARK WALNUT	MAPLE	//	BLACK
DW	MA		BK

- Modular bench desking range, ideal for modern offices with scope to expand
- Horizontal and vertical cable management options available
- Black frame, dark walnut and maple tops are made to order - contact sales for lead time

FOR
BENCH
ACCESSORIES
SEE PAGES
42 - 43



BENCH ACCESSORIES

5 YR
COMPONENT
GUARANTEE

5 YR
COMPONENT
GUARANTEE



SINGLE CABLE TRAY 1100W

	Dimensions			RRP
	W	D	H	
TCB1000SCT	1050	160	55	£49.00


- Available in black, silver and white



DOUBLE CABLE TRAY 1200-1500

	Dimensions			RRP
	W	D	H	
TCB1215DCT	1050	250	80	£74.00


- Available in black, silver and white



1200/1400 CABLE TRAY

	Dimensions			RRP
	W	D	H	
TEL1214CT	1000	325	40	£100.00

- Available in black, silver and white



1600/1800 CABLE TRAY

	Dimensions			RRP
	W	D	H	
TEL1618CT	1400	325	40	£103.00

- Available in black, silver and white



DOUBLE CABLE TRAY 1600-1800

	Dimensions			RRP
	W	D	H	
TCB1618DCT	1450	250	80	£106.00

- Available in black, silver and white



INTERMEDIATE LEG MASS CABLE RISER

	Dimensions			RRP
	W	D	H	
TCBINTMCR	40	395	505	£125.00

- Available in black, silver and white



INTERMEDIATE LEG MASS CABLE RISER

	Dimensions			RRP
	W	D	H	
TELINTMCR	64	406	505	£119.00

- Available in black, silver and white

STOCKED FINISHES

WHITE	SILVER
WH	SV

MADE TO ORDER FINISH

BLACK
BK

STOCKED FINISHES

WHITE	SILVER
WH	SV

MADE TO ORDER FINISH

BLACK
BK

ATLAS

// 04

Do you need help navigating a new way of working? Atlas is a collection of furniture that will help you do exactly that. By utilising a small number of components, Atlas is a grid-based storage system, that can keep up with the ever evolving workplace.

CONTENTS

- 46 Atlas Desk
- 48 Atlas Bench
- 50 Atlas Spine

ATLAS DESK

5 YR
COMPONENT
GUARANTEE

25MM
TOP
THICKNESS

MADE
TO
ORDER
28 DAYS



- Four-tier metal storage shelf with attached CB Bench available in three sizes
- Comes with three pairs of universal infill panels 800 x 400mm
- Shelving dimensions h1655 x w820 x d420mm
- Additional accessories available to buy separately, see page 51

ATLAS DESK WITH CB BENCH

	Dimensions			RRP
	W	D	H	
ATL-1P-COM-CB-BK-1280	1200	800	740 / 1655	£1751.00
ATL-1P-COM-CB-BK-1480	1400	800	740 / 1655	£1763.00
ATL-1P-COM-CB-BK-1680	1600	800	740 / 1655	£1784.00

MADE TO ORDER TOP FINISHES // FRAME FINISH

BEECH

OAK

GREY OAK

WHITE

DARK WALNUT

MAPLE

BE

OK

GO

WH

DW

MA

//

BLACK

BK



- Four-tier metal storage shelf with attached Telescopic Bench available in three sizes
- Comes with three pairs of universal infill panels 800 x 400mm
- Shelving dimensions h1655 x w820 x d420mm
- Additional accessories available to buy separately, see page 51

ATLAS WITH TELESCOPIC BENCH

	Dimensions			RRP
	W	D	H	
ATL-1P-COM-TEL-BK-1280	1200	800	730 / 1655	£1,870.00
ATL-1P-COM-TEL-BK-1480	1400	800	730 / 1655	£1,880.00
ATL-1P-COM-TEL-BK-1680	1600	800	730 / 1655	£1,897.00

MADE TO ORDER TOP FINISHES // FRAME FINISH

BEECH

OAK

GREY OAK

WHITE

DARK WALNUT

MAPLE

BE

OK

GO

WH

DW

MA

//

BLACK

BK



- Four-tier metal storage shelf with attached 1600 x 800mm Plateau table
 - Comes with three pairs of universal infill panels 800 x 400mm
 - Shelving dimensions h1655 x w820 x d420mm
 - Additional accessories available to buy separately, see page 51
- // NOTE: Desks only available with oak legs

ATLAS DESK WITH PLATEAU

	Dimensions			RRP
	W	D	H	
ATL-1P-COM-PLAT-BK-1680	1600	800	740 / 1655	£2,329.00

MADE TO ORDER TOP FINISHES // FRAME FINISH // DESK LEG FINISH

ANTHRACITE

GREY

WHITE

ANT

GRY

WHT

//

BLACK

BK

//

OAK

OK



5 YR
COMPONENT
GUARANTEE

25 MM
TOP
THICKNESS

MADE
TO
ORDER
28 DAYS

ATLAS BENCH



- Four-tier metal grid storage shelf with attached CB Bench available in three sizes
- Comes with two 800 x 800mm cupboards as standard
- Shelving dimensions h1055 x w1620 x d420mm
- Offers a modern, yet practical, solution for offices that need to facilitate banks of people
- Additional accessories available to buy separately, see page 51

ATLAS BENCH WITH CB BENCH

	Dimensions			RRP
	W	D	H	
ATL-2P-COM-CB-BK-1280	1200	800	740 / 1655	£4098.00
ATL-2P-COM-CB-BK-1480	1400	800	740 / 1655	£4121.00
ATL-2P-COM-CB-BK-1680	1600	800	740 / 1655	£4164.00

MADE TO ORDER TOP FINISHES // FRAME FINISH

BEECH

OAK

GREY OAK

WHITE

DARK WALNUT

MAPLE

BE

OK

GO

WH

DW

MA

//

BLACK

BK



- Four-tier metal grid storage shelf with attached Plateau table
 - Comes with two 800 x 800mm cupboards as standard
 - Shelving dimensions h1055 x w1620 x d420mm
 - Offers a modern, yet practical, solution for offices that need to facilitate banks of people
 - Additional accessories available to buy separately, see page 51
- // NOTE: Desks only available with oak legs

ATLAS BENCH WITH PLATEAU

	Dimensions			RRP
	W	D	H	
ATL-2P-COM-PLAT-BK-1616	1600	1600	740 / 1655	£4776.00

MADE TO ORDER TOP FINISHES // FRAME FINISH // DESK LEG FINISH

ANTHRACITE

GREY

WHITE

ANT

GRY

WHT

//

BLACK

BK

//

OAK

OK



- Four-tier metal grid storage shelf with attached Telescopic Bench available in three sizes
- Comes with two 800 x 800mm cupboards as standard
- Shelving dimensions h1055 x w1620 x d420mm
- Offers a modern, yet practical, solution for offices that need to facilitate banks of people
- Additional accessories available to buy separately, see page 51

ATLAS BENCH WITH TELESCOPIC BENCH

	Dimensions			RRP
	W	D	H	
ATL-2P-COM-TEL-BK-1280	1200	800	730 / 1655	£4354.00
ATL-2P-COM-TEL-BK-1480	1400	800	730 / 1655	£4376.00
ATK-2P-COM-TEL-BK-1680	1600	800	730 / 1655	£4409.00

MADE TO ORDER TOP FINISHES // FRAME FINISH

BEECH

OAK

GREY OAK

WHITE

DARK WALNUT

MAPLE

BE

OK

GO

WH

DW

MA

//

BLACK

BK



5YR
COMPONENT
GUARANTEE

25MM
TOP
THICKNESS

MADE
TO
ORDER
28 DAYS

ATLAS SPINE



- Multi-tiered metal grid storage shelf, with two attached Plateau low tables available in one size
 - Comes with two 800 x 400mm cupboards as standards & five pairs of universal infill panels
 - Shelving dimensions h1255 x w3220 x d420mm
 - Desk can be positioned in any position along the spine
 - Additional accessories available to buy separately, see page 51
- // NOTE: Desks only available with oak legs

ATLAS SPINE WITH PLATEAU

	Dimensions			RRP
	W	D	H	
ATL-BREAKOUT-PLAT-BK-1680	1600	800	740 / 855 - 1255	£6447.00

MADE TO ODER TOP FINISHES // FRAME FINISH // DESK LEG FINISH

ANTHRACITE
ANT

GREY
GRY

WHITE
WHT

//

BLACK
BK

//

OAK
OK



- Multi-tiered metal grid storage shelf, with two attached Picnic tables, one high and one low, available in three sizes
- Comes with two 800 x 400mm cupboards as standards & five pairs of universal infill panels
- Shelving dimensions h1255 x w3220 x d420mm
- Desk can be positioned in any position along the spine
- Additional accessories available to buy separately, see page 51

ATLAS SPINE WITH HIGH AND LOW PICNIC

	Dimensions			RRP
	W	D	H	
ATL-BREAKOUT-PIC-BK-1680	1600	800	740 - 1100 / 855 - 1255	£5669.00
ATL-BREAKOUT-PIC-BK-1880	1800	800	740 - 1100 / 855 - 1255	£5702.00
ATL-BREAKOUT-PIC-BK-2080	2000	800	740 - 1100 / 855 - 1255	£5818.00

MADE TO ODER TOP FINISHES // FRAME FINISH

ANTHRACITE
ANT

GREY
GRY

WHITE
WHT

//

BLACK
BK

The Atlas range is fully modular and customisable. Why not try adding some accessories to ensure your piece of furniture is tailored exactly to your working needs?

// NOTE: Bespoke versions available, contact our Sales Team for advice on specifying this range

ATLAS ACCESSORIES

		RRP
ATL-FAB-0404-B4UN	Fabric panel 400x400 (non pinnable)	£139.00
ATL-FAB-0804-B4UN	Fabric panel 800x400 (pinnable)	£185.00
ATL-PIN-0404-B4UN	Fabric infill panel 400x400 (pinnable)	£166.00
ATL-PIN-0804-B4UN	Fabric infill panel 800x400 (pinnable)	£234.00
ATL-BOX-ON44-BK	Artificial planter box 400x400	£172.00
ATL-BOX-ON84-BK	Artificial planter box 800x400	£194.00
ATL-LNER-44-BK	Planter box liner 400x400	£227.00
ATL-LNER-84-BK	Planter box liner 800x400	£253.00
ATL-UIP-44-PR-BK	Universal infill panel pair 400x400	£91.00
ATL-UIP-84-PR-BK	Universal infill panel pair 800x400	£126.00



* Planter box liner to be used with real plants



SOHO DESKING

// 05

For the home workers, industrial-look lovers and office design planners. The SOHO range is a contemporary range that fits the bill for both home and office environments; you'll be happy for any of these products to occupy either space.

CONTENTS

- 54 Milton Desk
- 55 Astle Desk
- 56 Haynes Desk
- 57 Odell Desk
- 58 Eaton Desk
- 59 Chairmats

MILTON DESK



5YR
COMPONENT
GUARANTEE

25MM
TOP
THICKNESS

TOP FINISHES // FRAME FINISHES

BEECH	OAK	GREY OAK	DARK WALNUT	WHITE	BLACK	//	WHITE	BLACK
BE	OK	GO	DW	WH	BK		WH	BK

- 25mm thick top with a powder coated metal frame
 - Five-year guarantee. Self-assembly required
- // **NOTE:** Some colour varieties are made to order - contact sales



	Dimensions			RRP
	W	D	H	
SD03	1200	600	765	£188.00

ASTLE DESK



5YR
COMPONENT
GUARANTEE

15MM
TOP
THICKNESS

TOP FINISHES // FRAME FINISHES

BEECH	OAK	GREY OAK	DARK WALNUT	WHITE	BLACK	//	WHITE	BLACK
BE	OK	GO	DW	WH	BK		WH	BK

- Folds away for easy storage
 - 15mm thick top with a powder coated metal frame
 - Five-year guarantee. Self-assembly required
- // **NOTE:** Some colour varieties are made to order - contact sales



	Dimensions			RRP
	W	D	H	
SD11	1005	500	765	£145.00



HAYNES DESK



5 YR
COMPONENT
GUARANTEE

25 MM
TOP
THICKNESS

TOP FINISHES // FRAME FINISHES

BEECH	OAK	GREY OAK	DARK WALNUT	WHITE	BLACK	//	WHITE	BLACK
BE	OK	GO	DW	WH	BK		WH	BK

- Two drawers to help keep the desk tidy
 - 25mm thick top with a sturdy powder coated metal frame
- // NOTE: Some colour varieties are made to order - contact sales



	Dimensions			RRP
	W	D	H	
SD01	1200	480	775	£275.00

ODELL DESK



5 YR
COMPONENT
GUARANTEE

15 MM
SHELF
THICKNESS

25 MM
TOP
THICKNESS

TOP FINISHES // FRAME FINISHES

BEECH	OAK	GREY OAK	DARK WALNUT	WHITE	BLACK	//	WHITE	BLACK
BE	OK	GO	DW	WH	BK		WH	BK

- Two shelves on either side for display or extra storage
 - 25mm thick 1200mm wide top with a sturdy powder coated metal frame
- // NOTE: Some colour varieties are made to order - contact sales



	Dimensions			RRP
	W	D	H	
SD05	1300	600	775	£277.00

EATON DESK

5YR
COMPONENT
GUARANTEE

15MM
SHELF
THICKNESS

25MM
TOP
THICKNESS



TOP FINISHES // FRAME FINISHES

BEECH

BE

OAK

OK

GREY OAK

GO

DARK WALNUT

DW

WHITE

WH

BLACK

BK

//

WHITE

WH

BLACK

BK


- Two shelves on either side for display or extra storage
 - 25mm thick top with a sturdy powder coated metal frame
- // **NOTE:** Some colour varieties are made to order - contact sales



	Dimensions			RRP
	W	D	H	
SD07	1200	600	775	£260.00

CHAIR MATS

1YR
GUARANTEE



HARD FLOOR CHAIR MAT

	Dimensions		RRP
	W	D	
CHAIRMAT1	1200	900	£57.00

- For hard floors
- PVC material
- Contains 25% recycled material
- Smooth underside to protect hard floors
- Colour: clear



CARPET FLOOR CHAIR MAT

	Dimensions		RRP
	W	D	
CHAIRMAT2	1200	900	£64.00

- Protective PVC mat for low pile carpets
- Gripped underside for secure placement
- Easy ride surface for wheeled chairs
- Free of tin and cadmium for non-toxic use
- Colour: clear

SCREENS


// 06

Facilitating collaborative work is very important when it comes to considered office design. However, with collaborative work, comes a required consideration for health and wellbeing as well as privacy. With these models, we can ensure you have the correct amount of personal space and privacy; whilst also working safely alongside and opposite colleagues.

CONTENTS

62	Free Standing Protective Screens	72	Mobile Screens
64	Contempo Screens	74	Screen Finish Guide
65	Elco Screens	76	Magnum Screens
66	Lyle Desk Screens		
67	Toolrail Screens		
68	Panel Screens		
69	Screen Accessories		
70	Divide Type 1 - Single Toolrail		
71	Divide Type 2 - Triple Toolrail		

FREE STANDING PROTECTIVE SCREENS



- Stabilising feet included
- Made from 4mm transparent cast acrylic
- 2 different widths available
- Radius corners
- Perfect for desks, meeting rooms and reception areas

DESK SCREEN WITHOUT CUT OUT

	Dimensions		RRP
	W	H	
COVFS1070	1000	700	£181.00
COVFS1670	1600	700	£286.00

FINISH


- CLEAR
- CL



CONTEMPO SCREENS

5YR
COMPONENT
GUARANTEE

MADE
TO
ORDER
21 DAYS




TYPE 1 - ROUNDED

	Dimensions		RRP
	W	H	
TKT1COSY12UN	1200	380	£272.00
TKT1COSY14UN	1400	380	£285.00
TKT1COSY16UN	1600	380	£322.00

TYPE 3 - CHAMFER

	Dimensions		RRP
	W	H	
TKT3COSY12UN	1200	380	£272.00
TKT3COSY14UN	1400	380	£285.00
TKT3COSY16UN	1600	380	£322.00




- Beautifully detailed exposed stitching
 - Fully upholstered in fire retardant fabric
 - Hand crafted
 - Screen thickness 25mm (approx)
- // **IMPORTANT NOTE:** Contempo screens are only available in Blazer Lite fabric

CONTEMPO, ELCO & LYLE BRACKETS

1 These are fitted with a 'metal-to-screen' connection bracket and require 2 x TKDMSTRSC per screen

Contempo, Elco & Lyle Brackets	RRP
TKDMSTRSC	£22.00




// **NOTE:** Contempo, Elco & Lyle cannot be fitted as return screens.

ELCO SCREENS

5YR
COMPONENT
GUARANTEE

MADE
TO
ORDER
21 DAYS



STRAIGHT

	Dimensions		RRP
	W	H	
TKDMSECST12UN	1200	380	£186.00
TKDMSECST14UN	1400	380	£196.00
TKDMSECST16UN	1600	380	£225.00

ARC

	Dimensions		RRP
	W	H	
TKDMSECA12UN	1200	380	£186.00
TKDMSECA14UN	1400	380	£196.00
TKDMSECA16UN	1600	380	£225.00



- Defines the working zone on bench and desk systems
 - Allows privacy; increasing productivity
 - 25mm screen thickness
 - Fully upholstered screen with matching fabric trim
 - Fully upholstered in fire retardant fabric
 - Accessory hanging facility available, see page 69
 - Radiused on all corners
 - Superior build quality
 - Grip is simple and fast to reposition - no bracket needed
- // **NOTE:** Only fits 25mm desktops

GRIP

	Dimensions		RRP
	W	H	
TKDMSECGR60UN	600	352	£256.00

FINISHES



* Priced in Band 1 fabric



5YR
COMPONENT
GUARANTEE

MADE
TO
ORDER
21 DAYS

LYLE DESK SCREENS



STRAIGHT

	Dimensions		RRP
	W	H	
TKDMSLYST10UN	1000	380	£128.00
TKDMSLYST12UN	1200	380	£142.00
TKDMSLYST14UN	1400	380	£148.00
TKDMSLYST16UN	1600	380	£175.00



WAVE

	Dimensions		RRP
	W	H	
TKDMSLYWV10UN	1000	380	£128.00
TKDMSLYWV12UN	1200	380	£142.00
TKDMSLYWV14UN	1400	380	£148.00
TKDMSLYWV16UN	1600	380	£175.00



ARC

	Dimensions		RRP
	W	H	
TKDMSLYA10UN	1000	380	£128.00
TKDMSLYA12UN	1200	380	£142.00
TKDMSLYA14UN	1400	380	£148.00
TKDMSLYA16UN	1600	380	£175.00

FABRIC FINISH



TRIM FINISHES

WHITE	SILVER
WH	SV

MADE TO ORDER TRIM FINISHES

BLACK
BK


* Priced in Band 1 fabric

• See page 64 for brackets

5YR
COMPONENT
GUARANTEE


MADE
TO
ORDER
21 DAYS

TOOLRAIL SCREENS




TYPE 2 TOOLBAR

	Dimensions		RRP
	W	H	
TKDMSTR12UN	1200	380	£197.00
TKDMSTR14UN	1400	380	£223.00
TKDMSTR16UN	1600	380	£249.00



TYPE 2 RETURN TOOLBAR

	Dimensions		RRP
	W	H	
TKDMSTR80RUN	785	380	£166.00



TYPE 3 HALF GLAZED

	Dimensions		RRP
	W	H	
TKDMSHG12UN	1200	380	£265.00
TKDMSHG14UN	1400	380	£287.00
TKDMSHG16UN	1600	380	£310.00



TYPE 3 RETURN HALF GLAZED

	Dimensions		RRP
	W	H	
TKDMSHG80RUN	785	380	£219.00

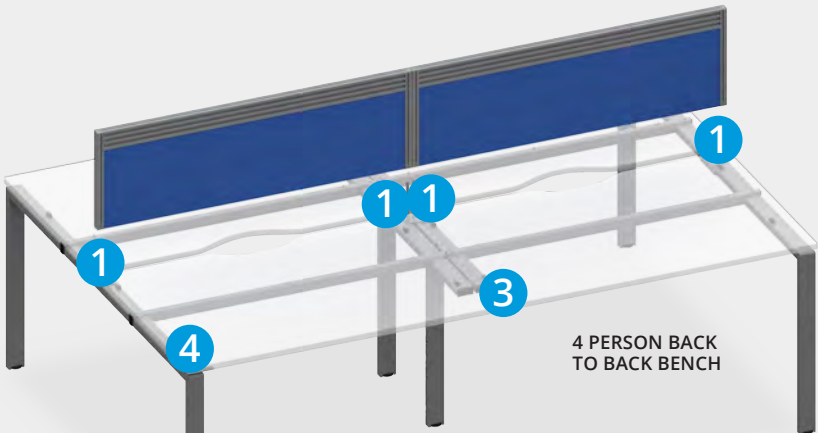
TOOLRAIL & PANEL BRACKETS

These are fitted with 'metal-to-metal' connection brackets as follows:

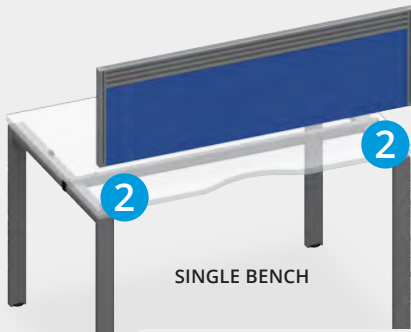
- 1 Back to Back Bench requires 1 x TKDMSENDSCP per screen (come in pairs)
- 2 Single Bench requires 2 x TKDMSTRSC per screen

- 3 Mid run return screens require 1 x TKDMSRETSCB, which includes 1 x TKDMSRETSC to clamp the leading edge of the screen and 1 x TKSLINKKIT to join the return screen to the spine screens
- 4 End of run return screens require 1 x TKDMSRETEORSCB, which includes 1 x TKDMSRETEORSC and 1 x TKSLINKKIT

Toolrail & Panel can be fitted as return screens on Bench. Each return screen requires brackets as follows:



4 PERSON BACK TO BACK BENCH



SINGLE BENCH

Toolrail & Panel Brackets	RRP
TKDMSENDSCP	£42.00
TKDMSTRSC	£22.00
TKDMSRETSCB	£23.00
TKDMSRETEORSCB	£44.00

5 YR
COMPONENT
GUARANTEE


MADE
TO
ORDER
21 DAYS

PANEL SCREENS




TYPE 5 WAVE

	Dimensions		RRP
	W	H	
TKDMSW12UN	1200	380	£171.00
TKDMSW14UN	1400	380	£182.00
TKDMSW16UN	1600	380	£208.00




TYPE 5 RETURN WAVE

	Dimensions		RRP
	W	H	
TKDMSW80RUN	785	380	£145.00



TYPE 6 ARC

	Dimensions		RRP
	W	H	
TKDMSA12UN	1200	380	£171.00
TKDMSA14UN	1400	380	£182.00
TKDMSA16UN	1600	380	£209.00



TYPE 6 RETURN ARC

	Dimensions		RRP
	W	H	
TKDMSA80RUN	785	380	£143.00



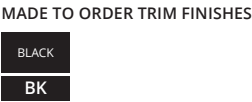
TYPE 7 STRAIGHT PVC TOP

	Dimensions		RRP
	W	H	
TKDMSP12	1200	380	£160.00
TKDMSP14	1400	380	£167.00
TKDMSP16	1600	380	£191.00



TYPE 7 RETURN STRAIGHT PVC TOP

	Dimensions		RRP
	W	H	
TKDMSP80RUN	785	380	£134.00



* Priced in Band 1 fabric

MADE
TO
ORDER
21 DAYS

SCREEN ACCESSORIES



ACCESSORY RAIL

	Dimensions		RRP
	Rail Width	To Fit Screen Width	
TKDMSTR08AR	600	800	£31.00
TKDMSTR10AR	800	1000	£34.00
TKDMSTR12AR	1000	1200	£36.00
TKDMSTR14AR	1200	1400	£39.00
TKDMSTR16AR	1400	1600	£51.00

- Handy accessory rail simply slots over the top of a straight screen, allowing screen accessories to be utilised
- Available in 5 different widths to suit varying screen sizes
- Epoxy powder coated to match desk frames
- // **NOTE:** Sizes are to suit screen size - actual lengths are 200mm shorter

MADE TO ORDER FINISHES



LETTER TRAY



PENCIL POT



TRINKET POT



PHONE HOLDER

- A unique set of screen hung accessories to provide personal storage above the desk
- All accessories can be hung from the Elco accessory rail and Toolrail screens
- The phone holder is compatible with a wide range of smartphones, such as an Iphone X for size reference
- The pencil and trinket pots help tidy workspaces by lifting personal effects off the desktop
- Available in white and silver finish

TOOLRAIL ACCESSORIES

	Dimensions	RRP
TKDMSTRPTA4	A4 Letter Tray	£36.00
TKDMSTRPEN	Pencil Pot	£25.00
TKDMSTRTP	Trinket Pot	£24.00
TKDMSTRPH	Phone Holder	£24.00

STOCKED FINISHES



MADE TO ORDER TRIM FINISHES



DIVIDE TYPE 1 SCREEN - SINGLE TOOLRAIL

5YR
COMPONENT
GUARANTEE

MADE
TO
ORDER
21 DAYS



FABRIC FINISH // FRAME FINISHES

//

WHITE

SILVER

WH

SV

MADE TO ORDER TRIM FINISHES

BLACK

BK

- 30mm screen thickness
- Robust aluminium extruded frame
- Fully upholstered in fire retardant fabric
- Straight top screen profile
- Integral linking strip
- Superior build quality
- Lightweight construction
- Epoxy powder coated frame available in white or silver
- Comes with black feet as standard
- Stabilising foot available. Please order two Delta feet for each screen

	Dimensions		RRP		Dimensions		RRP
	W	H			W	H	
TKFST1Z0810UN	800	1125	£420.00	TKFST1Z0815UN	800	1500	£438.00
TKFST1Z1010UN	1000	1125	£475.00	TKFST1Z1015UN	1000	1500	£502.00
TKFST1Z1210UN	1200	1125	£475.00	TKFST1Z1215UN	1200	1500	£502.00
TKFST1Z1410UN	1400	1125	£512.00	TKFST1Z1415UN	1400	1500	£514.00
TKFST1Z1610UN	1600	1125	£512.00	TKFST1Z1615UN	1600	1500	£514.00
TKFST1Z1810UN	1800	1125	£559.00	TKFST1Z1815UN	1800	1500	£560.00
TKFST1Z0812UN	800	1200	£420.00	TKFST1Z0818UN	800	1800	£512.00
TKFST1Z1012UN	1000	1200	£475.00	TKFST1Z1018UN	1000	1800	£539.00
TKFST1Z1212UN	1200	1200	£475.00	TKFST1Z1218UN	1200	1800	£539.00
TKFST1Z1412UN	1400	1200	£512.00	TKFST1Z1418UN	1400	1800	£550.00
TKFST1Z1612UN	1600	1200	£512.00	TKFST1Z1618UN	1600	1800	£550.00
TKFST1Z1812UN	1800	1200	£559.00				
				TKFST2ZDFOOT - Delta foot (each)			£45.00

* Priced in Band 1 fabric

DIVIDE TYPE 2 SCREEN - TRIPLE TOOLRAIL

5YR
COMPONENT
GUARANTEE

MADE
TO
ORDER
21 DAYS

FABRIC FINISH // FRAME FINISHES

//

WHITE

SILVER

WH

SV

MADE TO ORDER TRIM FINISHES

BLACK

BK

- 30mm screen thickness
- Robust aluminium extruded frame
- Fully upholstered in fire retardant fabric
- Straight top screen profile
- Integral linking strip
- Superior build quality
- Lightweight construction
- Epoxy powder coated frame available in white or silver
- Comes with black feet as standard
- Stabilising foot available. Please order two Delta feet for each screen

	Dimensions		RRP
	W	H	
TKFST2Z0810UN	800	1125	£436.00
TKFST2Z1010UN	1000	1125	£499.00
TKFST2Z1210UN	1200	1125	£499.00
TKFST2Z1410UN	1400	1125	£545.00
TKFST2Z1610UN	1600	1125	£545.00
TKFST2Z1810UN	1800	1125	£607.00
TKFST2ZDFOOT - Delta foot (each)			£45.00

* Priced in Band 1 fabric

Available from - Merlin Industrial Products Ltd - 0800 0418 650 - info@merlin-industrial.co.uk

70

71

5YR
COMPONENT
GUARANTEE

MADE
TO
ORDER
21 DAYS

MOBILE SCREENS



- 30mm screen thickness
- Superior build quality
- Robust aluminium extruded frame
- Lightweight construction
- Fully upholstered in fire retardant fabric
- Trim mounted mobile feet included
- Epoxy powder coated frame available in white or silver

FABRIC FINISH // FRAME FINISHES

//

WHITE

SILVER

WH

SV

MADE TO ORDER TRIM FINISHES


BLACK

BK



TYPE 1 - SINGLE TOOLRAIL

	Dimensions		RRP
	W	H	
TKT1SKT0815UN	800	1500	£680.00
TKT1SKT1015UN	1000	1500	£777.00
TKT1SKT0818UN	800	1800	£681.00
TKT1SKT1018UN	1000	1800	£835.00



TYPE 2 - TRIPLE TOOLRAIL

	Dimensions		RRP
	W	H	
TKT2SKT0815UN	800	1500	£697.00
TKT2SKT1015UN	1000	1500	£801.00
TKT2SKT0818UN	800	1800	£698.00
TKT2SKT1018UN	1000	1800	£860.00



- 30mm screen thickness
- Superior build quality
- Robust aluminium extruded frame
- Half upholstered in fire retardant fabric with 3mm Perspex top half or fully glazed with 3mm Perspex
- Lightweight construction
- Trim mounted mobile feet included
- Single toolrail middle profile for half glazed screen
- Triple toolrail middle profile for fully glazed screen
- Epoxy powder coated frame available in white or silver
- Multiple Perspex colour choices
- See page 74 for glaze options

FABRIC FINISH // FRAME FINISHES

//

WHITE

SILVER

WH

SV

MADE TO ORDER TRIM FINISHES

BLACK

BK



TYPE 3 - HALF GLAZED

	Dimensions		RRP
	W	H	
TKT3SKT0815UN	800	1500	£753.00
TKT3SKT1015UN	1000	1500	£810.00
TKT3SKT0818UN	800	1800	£812.00
TKT3SKT1018UN	1000	1800	£926.00



TYPE 4 - FULLY GLAZED

	Dimensions		RRP
	W	H	
TKT4SKT0815UN	800	1500	£841.00
TKT4SKT1015UN	1000	1500	£872.00
TKT4SKT0818UN	800	1800	£891.00
TKT4SKT1018UN	1000	1800	£923.00

* Priced in Band 1 fabric

SCREEN FINISH GUIDE

Too much choice? Let us help you with that. Whether it's a Granite grey, an Ocean blue or a Jezebel red; we've created a guide to help you pick your perfect fabric.

Should you need more information regarding screen finishes and their application, please give us a call.

TOOLRAIL / PANEL / DIVIDE / MOBILE SCREENS

Screen Fabric Bands			
Band 1	Band 2	Band 3	Band 4
Cara	Lucia L2 Racer Phoenix Era Castillo Citadel Sonus Rivet Lucia CS	Gravity Advantage Manhattan Canopy Sprint Xtreme Chateau X2 Velocity Nexus Blazer Lite Urban Synergy 170 Main Line Plus Aspect Patina	24/7 Flax 24/7+ Main Line Flax Hi-Tech Synergy Hemp Landscape Synergy Silk Intervene Plain & Texture Blazer Aquarius Track Oxygen Halcyon - Linden Halcyon - Cedar Halcyon - Poplar

ELCO SCREENS

Screen Fabric Bands			
Band 1	Band 2	Band 3	Band 4
Cara	Lucia L2 Racer Era Castillo Sonus Lucia CS	Nexus Blazer Lite Synergy 170	-

CONTEMPO SCREENS

Screen Fabric Bands			
Band 1	Band 2	Band 3	Band 4
-	-	Blazer Lite	-

PERSPEX SELECTION

Colour	Toolrail	Divide	Mobile
Aurora Violet	•	•	•
Perfect Plum	•	•	•
Citrus Yellow	•	•	-
Chilli Red	•	•	•
Mandarin Orange	•	•	•
Lime Zest	•	•	•
Glacier Green	•	•	•
Electric Blue	•	•	•
Polar White	•	•	•
Slate Grey	•	•	•
Opal (drywipe)	-	-	•

// NOTE: For whiteboard use, please select the Opal perspex as this is the only dry wipe finish



MAGNUM SCREENS

5 YR
COMPONENT
GUARANTEE



- Strong and durable construction
- Made from fire retardant materials
- G-clamp brackets included

STRAIGHT SCREEN

	Dimensions			RRP
	W	D	H	
DMS1200S	1200	25	400	£103.00
DMS1400S	1400	25	400	£110.00
DMS1600S	1600	25	400	£115.00
DMS1800S	1800	25	400	£124.00

FINISHES

ROYAL BLUE	BLACK
RB	BK

- Strong and durable construction
- Made from fire retardant materials
- Feet included



FLOOR STANDING SCREEN

	Dimensions			RRP
	W	D	H	
FST8016S	800	25	1600	£184.00
FST8018S	800	25	1800	£200.00
FST1216S	1200	25	1600	£226.00
FST1218S	1200	25	1800	£249.00
FST1412S	1400	25	1200	£195.00
FST1416S	1400	25	1600	£247.00
FST1418S	1400	25	1800	£272.00
FST1612S	1600	25	1200	£211.00
FST1616S	1600	25	1600	£268.00
FST1618S	1600	25	1800	£295.00



STORAGE

// 07

The mountain of paperwork you keep meaning to file, the plant you forget to water or the office marketing material that is stacking up on your desk; there's always a reason for needing more storage and worktop space. Our wooden storage has been designed quite simply to make organisation easy.

CONTENTS

- 80 Wooden Pedestals
- 81 Wooden Filing
- 82 Wooden Bookcases
- 83 Wooden Cupboards
- 84 Panel Plus Cupboards
- 85 Eco 18 Bookcases & Cupboards

WOODEN PEDESTALS

5YR
COMPONENT
GUARANTEE

A4
SUSPENSION
FILING

FS
SUSPENSION
FILING



- Fixed glides
- 100% bottom drawer extension

UNDER DESK STATIC PEDESTAL

	Dimensions			RRP
	W	D	H	
TESUDP3	404	500	690	£263.00

// NOTE: Stocked in Dark Walnut



- Hidden castors
- 100% bottom drawer extension

3 DRAWER HIGH MOBILE PEDESTAL

	Dimensions			RRP
	W	D	H	
TESUHMP3	404	500	636	£254.00



- 100% bottom drawer extension

2 DRAWER MOBILE PEDESTAL

	Dimensions			RRP
	W	D	H	
TESMP2	404	500	595	£197.00

// NOTE: Stocked in Dark Walnut



3 DRAWER MOBILE PEDESTAL

	Dimensions			RRP
	W	D	H	
TESMP3	404	500	595	£197.00

// NOTE: Does not support A4 or Foolscap filing // Stocked in Dark Walnut



- 100% bottom drawer extension

2 DRAWER FIXED PEDESTAL

		Dimensions			RRP
		W	D	H	
TESHP2	only fits SU desks	404	500	495	£189.00
TESHP2/655	only fits PP, PAN & TWU desks	404	655	495	£197.00

3 DRAWER FIXED PEDESTAL

		Dimensions			RRP
		W	D	H	
TESHP3	only fits SU desks	404	500	495	£191.00
TESHP3/655	only fits PP, PAN & TWU desks	404	655	495	£198.00

// NOTE: Does not support A4 or Foolscap filing

STOCKED FINISHES

BEECH

NOVA OAK

GREY OAK

WHITE

BE

NO

GO

WH

MADE TO ORDER FINISHES

DARK WALNUT

MAPLE

DW

MA

WOODEN FILING

5YR
COMPONENT
GUARANTEE

A4
SUSPENSION
FILING

FS
SUSPENSION
FILING

ANTI-TILT

100%
DRAWER
EXTENSION



DESK HIGH PEDESTAL

	Dimensions			RRP
	W	D	H	
TESDHP3	404	600	730	£242.00
TESDHP3/800	404	800	730	£308.00

// NOTE: Not for use with bench desking



HEAVY DUTY SIDE FILER

	Dimensions			RRP
	W	D	H	
TKDH800SF	800	600	730	£455.00



2 & 3 DRAWER FILING CABINETS

	Dimensions			RRP
	W	D	H	
TES2FC	464	600	710	£313.00
TES3FC	464	600	1055	£371.00



4 DRAWER FILING CABINET

	Dimensions			RRP
	W	D	H	
TES4FC	464	600	1390	£437.00

STOCKED FINISHES

BEECH

NOVA OAK

GREY OAK

WHITE

BE

NO

GO

WH

MADE TO ORDER FINISHES

DARK WALNUT

MAPLE

DW

MA



5^{YR}
COMPONENT
GUARANTEE

18^{MM}
SHELVES &
BACK
THICKNESS

WOODEN BOOKCASES



STOCKED FINISHES

BEECH	NOVA OAK	GREY OAK	WHITE
BE	NO	GO	WH

MADE TO ORDER FINISHES

DARK WALNUT	MAPLE
DW	MA

- 18mm one piece MFC back panel
- 25mm top and bottom panels
- Black adjustable feet for levelling
- Fully adjustable shelves

	Shelves	Dimensions			RRP
		W	D	H	
* WDS745	1	800	450	730	£198.00
WDS845	1	800	450	800	£204.00
* WDS1245	3	800	450	1200	£280.00
WDS1645	3	800	450	1600	£340.00
* WDS1845	4	800	450	1800	£362.00
* WDS2045	4	800	450	2000	£378.00

// NOTE: *Stocked in Dark Walnut



5^{YR}
COMPONENT
GUARANTEE

18^{MM}
SHELVES &
BACK
THICKNESS

WOODEN CUPBOARDS



STOCKED FINISHES

BEECH	NOVA OAK	GREY OAK	WHITE
BE	NO	GO	WH

MADE TO ORDER FINISHES

DARK WALNUT	MAPLE
DW	MA

- 18mm one piece MFC back panel
- 25mm top and bottom panels
- Lockable doors with silver handles
- Black adjustable feet for levelling
- Fully adjustable shelves

	Shelves	Dimensions			RRP
		W	D	H	
* WDS745CP	1	800	450	730	£245.00
WDS845CP	1	800	450	800	£265.00
* WDS1245CP	3	800	450	1200	£356.00
WDS1645CP	3	800	450	1600	£441.00
* WDS1845CP	4	800	450	1800	£469.00
* WDS2045CP	4	800	450	2000	£496.00

// NOTE: *Stocked in Dark Walnut



5^{YR}
COMPONENT
GUARANTEE

18^{MM}
SHELVES
AND BACK
THICKNESS

PANEL PLUS CUPBOARDS



STOCKED DOOR FINISHES // FRAME FINISH

BEECH	NOVA OAK	GREY OAK	//	WHITE
BE	NO	GO		WH

MADE TO ORDER DOOR FINISHES

DARK WALNUT	MAPLE
DW	MA

- 18mm one piece MFC back panel
- 25mm top and bottom panels
- Lockable doors with silver handles
- Black adjustable feet for levelling
- Fully adjustable shelves

	Shelves	Dimensions			RRP
		W	D	H	
* WDS745CPWH	1	800	450	730	£245.00
WDS845CPWH	1	800	450	800	£265.00
* WDS1245CPWH	3	800	450	1200	£356.00
WDS1645CPWH	3	800	450	1600	£441.00
* WDS1845CPWH	4	800	450	1800	£469.00
* WDS2045CPWH	4	800	450	2000	£496.00

// NOTE: *Stocked in Dark Walnut



5^{YR}
COMPONENT
GUARANTEE

18^{MM}
SHELVES
AND BACK
THICKNESS

ECO 18 BOOKCASES & CUPBOARDS



STOCKED FINISHES

BAVARIAN BEECH	SORANO OAK	WHITE
BE	OK	WH

- 18mm shelves and backs
- Fixed shelves
- Wood finishes match Eco 18 range only. See page 24 for complimentary desks

	Shelves		Dimensions			RRP
			W	D	H	
EP750BC	Bookcase	1	750	400	726	£180.00
EP800BC	Bookcase	1	750	400	830	£188.00
EP1200BC	Bookcase	2	750	400	1225	£212.00
EP1600BC	Bookcase	3	750	400	1620	£247.00
EP2000BC	Bookcase	4	750	400	2020	£278.00
EP800CP	Cupboard	1	750	400	830	£313.00
EP1200CP	Cupboard	2	750	400	1225	£363.00
EP1600CP	Cupboard	3	750	400	1620	£370.00
EP2000CP	Cupboard	4	750	400	2020	£395.00



TALOS STEEL STORAGE

// 08

Inspired by our customers' needs and designed with resilience in mind, this range of furniture is for the meticulous office worker, the organised freelancer and the perfectly prepped teacher.

We have created Talos, a range of robust steel storage that can cater to everybody and paid particular attention to adding elements of personalisation to ensure your space is your own.

CONTENTS

- 88 Talos Steel Pedestals
- 89 Talos Filing Cabinets
- 90 Talos Tambours
- 91 Talos Cupboards

TALOS STEEL PEDESTALS

7^{YR}
COMPONENT
GUARANTEE

A4
SUSPENSION
FILING

FS
SUSPENSION
FILING

LOCKABLE



MOBILE PEDESTAL

	Dimensions			RRP
	W	D	H	
TKUSMP3	380	470	615	£294.00

- Pen tray included with this model

SLIMLINE MOBILE PEDESTAL

	Dimensions			RRP
	W	D	H	
TKUSSMP3	300	470	615	£277.00

- Pen tray not available with slimline model

STOCKED FINISHES

WHITE

BLACK

SILVER

WH

BK

SV



TALOS FILING CABINETS

7^{YR}
COMPONENT
GUARANTEE

A4
SUSPENSION
FILING

FS
SUSPENSION
FILING

40^{KG}
LOAD
CAPACITY
PER DRAWER

LOCKABLE



STOCKED FINISHES

WHITE

BLACK

GREY

COFFEE
CREAM

WH

BK

GR

CC

- 100% drawer extension
- Anti-tilt



	Drawers	Dimensions			RRP
		W	D	H	
TCS2FC	2	465	620	700	£298.00
TCS3FC	3	465	620	1000	£320.00
TCS4FC	4	465	620	1300	£389.00

TALOS TAMBOURS

7^{YR}
COMPONENT
GUARANTEE

A4
SUSPENSION
FILING

FS
SUSPENSION
FILING

50^{KG}
LOAD
CAPACITY

LOCKABLE



STOCKED FINISHES

WHITE	GREY
WH	GR

- A flexible alternative to wooden storage
- Lockable side-opening shutter door
- Able to mix flat shelves and suspension frames together
- Included shelves can be used for under shelf filing

	Shelves	Dimensions			RRP
		W	D	H	
TCSOT1050	2	1000	450	1050	£621.00
TCSOT1950	4	1000	450	1950	£795.00
TCSOTFF - Roll out Tambour filing frame. Sold individually					£180.00
TCS-TAM-SHELF - Dual purpose Tambour shelf. Sold individually					£60.00



TCSOTFF



TALOS CUPBOARDS

7^{YR}
COMPONENT
GUARANTEE

A4
SUSPENSION
FILING

40^{KG}
LOAD
CAPACITY

LOCKABLE



STOCKED FINISHES

WHITE	GREY
WH	GR

- A flexible alternative to wooden storage
- Square lockable handles
- Included shelves can be used for under shelf filing
- 180° door opening

	Shelves	Dimensions			RRP
		W	D	H	
TCSDDC1000	2	920	420	1000	£328.00
TCSDDC1790	4	920	420	1790	£422.00
TCSDDC1950	4	920	420	1950	£528.00
TCS-SHELF-BK - Dual purpose cupboard shelf. Sold individually					£33.00



TCS-SHELF-BK



BISLEY STEEL STORAGE

// 09

Organise and secure all of your home office and work documents with our fantastic range of office steel storage solutions from Bisley and other well-known manufacturers. With an assortment of office storage furniture featuring versatile filing cabinets, lockers, shelves and bookcases, all your storage needs are covered.

CONTENTS

94	Bisley Classic Filing	100	Fire Resistant Safes
94	Bisley Contract Filing	102	Safes
95	Bisley Personal Filing	104	Bisley Steel Lockers
95	Bisley A4 Home Filing	106	Steel Lockers
96	Bisley Multidrawers		
97	Bisley Essential Side Filers		
98	Bisley Essential Tambours		
99	Bisley Contract Cupboards		
99	Bisley Essential Cupboards		

BISLEY CLASSIC FILING

7YR
COMPONENT
GUARANTEE

A4
SUSPENSION
FILING

FS
SUSPENSION
FILING

45 KG
LOAD
CAPACITY
PER DRAWER

LOCKABLE

MADE
TO
ORDER
20 DAYS

- Built to last fully welded construction
 - Double skin drawer fronts
 - Suitable for foolscap and A4 filing
- // **NOTE:** BS2E & BS4E stocked in black and goose grey



	Drawers	Dimensions			RRP
		W	D	H	
BS2E	2	470	622	711	£455.00
BS3E	3	470	622	1016	£528.00
BS4E	4	470	622	1321	£611.00

// **NOTE:** Each drawer can hold up to 45kg of hanging suspension files.
For use with suspension files only. Drawer bottoms are not load bearing.



MADE TO ORDER FINISHES

GOOSE
GREY

BLACK

COFFEE
CREAM

CHALK

OXFORD
BLUE

G/G

BLK

C/C

CHK

BLU



BISLEY

BISLEY CONTRACT FILING

5YR
COMPONENT
GUARANTEE

A4
SUSPENSION
FILING

FS
SUSPENSION
FILING

35 KG
LOAD
CAPACITY
PER DRAWER

LOCKABLE

- Manufactured to meet British Standards for strength and stability
- Fitted with recessed handles
- Drawer label holders
- Central locking
- Anti-tilt to prevent more than one drawer being opened at a time



	Drawers	Dimensions			RRP
		W	D	H	
AOC2	2	470	622	711	£322.00
AOC3	3	470	622	1016	£385.00
AOC4	4	470	622	1321	£426.00

// **NOTE:** Each drawer can hold up to 35kg of hanging suspension files.
For use with suspension files only. Drawer bottoms are not load bearing.



STOCKED FINISHES

GOOSE
GREY

BLACK

COFFEE
CREAM

CHALK

G/G

BLK

C/C

CHK



BISLEY

BISLEY PERSONAL FILING

2YR
COMPONENT
GUARANTEE

A4
SUSPENSION
FILING

15 KG
LOAD
CAPACITY
PER DRAWER

LOCKABLE

MADE
TO
ORDER
20 DAYS

- Suitable for use with A4 suspension files
- Drawer loading capacity of 15kg
- Suitable for foolscap filing
- 2 drawer supplied with 1 lock and 2 keys
- 3 and 4 drawer units supplied with 2 locks and 2 keys for each
- Moulded plastic centre pull handle



	Drawers	Dimensions			RRP
		W	D	H	
A4PHF2D	2	413	400	672	£209.00
A4PHF3D	3	413	400	1015	£272.00
A4PHF4D	4	413	400	1321	£373.00

// **NOTE:** 2 drawer and 3 drawer models available in all colours, 4 drawer only available in goose grey, black and grey/blue

MADE TO ORDER FINISHES

GOOSE
GREY

BLACK

GREY
BLUE

GREY / RED

SILVER /
WHITE

G/G

BLK

G/B

G/R

S/W



BISLEY

BISLEY A4 HOME FILING

2YR
COMPONENT
GUARANTEE

A4
SUSPENSION
FILING

15 KG
LOAD
CAPACITY
PER DRAWER

LOCKABLE

MADE
TO
ORDER
20 DAYS

- Lightweight storage ideal for the home office
- Suitable for use with A4 suspension files
- Drawer loading capacity of 15kg
- Units supplied with 1 lock and 2 keys
- Single action lock secures 2 drawers (bottom 2 on 3 drawer)
- Moulded plastic centre pull handle



		Dimensions			RRP
		W	D	H	
A4NMHF3D	3 Drawer non mobile	413	400	672	£266.00
A4MHF2D	2 Drawer mobile	413	400	672	£201.00
A4MHF3D	3 Drawer mobile	413	400	672	£214.00

// **NOTE:** 3 drawer non mobile model available in all colours with 2 and 3 drawer mobile models only available in goose grey and black

MADE TO ORDER FINISHES

GOOSE
GREY

BLACK

GREY
BLUE

GREY / RED

SILVER /
WHITE

G/G

BLK

G/B

G/R

S/W



BISLEY

A4NMHF3D

A4MHF3D

A4HF2D

BISLEY MULTIDRAWERS

7YR
COMPONENT
GUARANTEE

100%
DRAWER
EXTENSION



• Drawer height - 87mm high

BISLEY

• Drawer height - 51mm high

BISLEY

	Drawers	Dimensions			RRP
		W	D	H	
H29/6NL	6	279	380	590	£262.00
H39/9NL	9	279	380	860	£349.00

	Drawers	Dimensions			RRP
		W	D	H	
H29/10NL	10	279	380	590	£273.00
H39/15NL	15	279	380	860	£370.00



BASE OPTION

	RRP
HMDPLNTH - 120mm high black plinth base, single for 10 & 15 drawer	£34.00



// NOTE:
Compartment trays available,
please speak to sales for details



STOCKED FINISH

GOOSE GREY
G/G

MADE TO ORDER FINISHES

ANTHRACITE	AZURE	BLACK	BISLEY YELLOW	FUSHIA	GOOSE GREY
AA3	BP5	AV1	BP2	BE2	AV4

LIGHT GREY	BISLEY ORANGE	CARDINAL RED	CHALK	COFFEE	CREAM
AV7	BN6	AY8	AB9	AV5	AV6

MIMOSA	OXFORD BLUE	TRAFFIC WHITE	SILVER (SMOOTH)
BP8	AY7	BA5	ARN

BISLEY ESSENTIALS SIDE FILERS

5YR
COMPONENT
GUARANTEE

A4
SUSPENSION
FILING

FS
SUSPENSION
FILING

MADE
TO
ORDER
28 DAYS



MADE TO ORDER FINISHES

LIGHT GREY	CHALK WHITE	BLACK	SILVER	TRAFFIC WHITE	GOOSE GREY	ANTHRACITE
LTG	WHT	AV1	ARN	BA5	AV4	AA3

- Ideal for offices where floor space is limited
- Fits A4 and foolscap suspension filing
- All units have adjustable feet

	Drawers	Dimensions			RRP
		W	D	H	
ESSF2D	2	800	470	693	£1240.00
ESSF3D	3	800	470	1000	£1408.00
ESSF4D	4	800	470	1300	£1819.00



BISLEY

BISLEY ESSENTIALS TAMBOURS



STOCKED FINISH

LIGHT GREY
AV7

MADE TO ORDER FINISHES

OAK & SILVER	BEECH & SILVER	GOOSE GREY	BLACK	CHALK	SILVER	TRAFFIC WHITE	ANTHRACITE
OS	BS	GG	AV1	AB9	ARN	BA5	AA3

MADE TO ORDER SHUTTER FINISHES

LIGHT GREY	BLACK	EXTRA WHITE	SILVER	DARK GREY
1	5	EW	SL	9

5YR
COMPONENT
GUARANTEE

LOCKABLE

- Adjustable feet
- Priced empty, for interior fittings, see page 99



	Dimensions			RRP
	W	D	H	
ESSOT101	1000	470	1015	£682.00
ESSOT158	1000	470	1585	£834.00
ESSOT198	1000	470	1985	£878.00



BISLEY

Available from - Merlin Industrial Products Ltd - 0800 0418 650 - info@merlin-industrial.co.uk

BISLEY CONTRACT CUPBOARDS



- 3 point locking system
- Included shelves can be used for under shelf filing

	Shelves	Dimensions			RRP
		W	D	H	
E402A01	1	914	400	1000	£381.00
E722A03	3	914	400	1806	£539.00
E782A04	4	914	400	1950	£616.00
E198P1/BLK - Extra dual purpose shelf, black only					£31.00

MADE TO ORDER FINISHES

GOOSE GREY	COFFEE CREAM
G/G	C/C



BISLEY

5YR
COMPONENT
GUARANTEE

LOCKABLE

MADE
TO
ORDER
20 DAYS

BISLEY ESSENTIALS CUPBOARDS

- Wide range of interior fittings available
- Levelling feet
- Standard shelves can be used for under shelf filing



	Dimensions			RRP
	W	D	H	
ESCB101	914	470	1015	£503.00
ESCB158	914	470	1585	£538.00
ESCB198	914	470	1985	£708.00

YETBUS10 - Standard shelf	£41.00
ROSH/BLK - Roll-out suspension filing frame	£189.00
BSSPDP1BLK - Slotted shelf	£78.00
SHDV85P5PS - Pack of 5 dividers for slotted shelf	£78.00
ROSH/BLK - Roll-out shelf	£165.00

MADE TO ORDER FINISHES

GOOSE GREY	LIGHT GREY	BLACK	CHALK WHITE	SILVER	TRAFFIC WHITE	ANTHRACITE
G/G	AV7	AV1	AB9	ARN	BA5	AA3



BISLEY

2YR
COMPONENT
GUARANTEE

MADE
TO
ORDER
21 DAYS

FIRE RESISTANT SAFES



WORLD CLASS VERTICAL FIRE FILE FS2250K/E SERIES

	Drawers	Weight KG	Dimensions			RRP
			W	D	H	
FS2252K	2	140	525	675	720	£2270.00
FS2252E	2	140	525	675	720	£2328.00
FS2254K	4	266	525	675	1405	£3469.00
FS2254E	4	266	525	675	1405	£3528.00
FSDPI08 - Data protection insert		20				£884.00



Electronic Locking (E), Key Locking (K). 90 Minutes fire protection for paper records & data when FSDPI08 is used. Water resistant seals prevent damage to contents against sprinkler systems. Able to accommodate Foolscap, A4 & A5 files using width adjustable rails. Independent drawer locking allows any combinations of open or locked drawers.



FS1303E FS1304E



TITAN FS1280E SERIES

	Litres	Weight KG	Dimensions			RRP
			W	D	H	
FS1301E	13	17	405	355	300	£480.00
FS1302E	20	21	430	430	315	£546.00
FS1303E	28	28	350	430	490	£570.00
FS1304E	30	30	430	430	490	£644.00

60 minutes fire protection for paper records & digital media, DVD's & USB sticks. Recommended for £2,000 overnight cash cover or £20,000 for valuables. High security electronic lock. Drop tested from 9.1 meters & suitable for base fixing (bolts supplied).



FSDPI03

DATA PROTECTION

	RRP
FSDPI03	£781.00
Insert for FS1510K/E Series (Except FS1511K/E) & FS1910E Series	



FS1912E FS1913E FS1914E FS1513K FS1514K/E FS1512K



FIRE COMMANDER FS1910E SERIES

	Litres	Weight KG	Dimensions			RRP
			W	D	H	
FS1911E	220	260	690	650	1160	£4059.00
FS1912E	338	340	690	650	1685	£6002.00
FS1913E	332	358	950	650	1160	£6789.00
FS1914E	626	554	1125	650	1685	£7366.00



FIRE RANGER FS1510K/E SERIES

	Litres	Weight KG	Dimensions			RRP
			W	D	H	
FS1511K	230	77	600	520	1225	£1693.00
FS1511E	230	77	600	520	1225	£1904.00
FS1512K	359	106	930	520	1225	£2235.00
FS1512E	359	106	930	520	1225	£2449.00
FS1513K	615	152	930	520	1950	£2870.00
FS1513E	615	152	930	520	1950	£3081.00
FS1514K	851	194	1255	520	1950	£3729.00
FS1514E	851	194	1255	520	1950	£3943.00

Electronic Locking (E), Key Locking (K). 30 Minutes fire protection for paper records. High security VDS Class 1 key lock or electronic locking with LED display. Recommended for £1,500 overnight cash cover or £15,000 for valuables. Height adjustable shelves that also include hanging rails for lateral files.

KEY

CE Certified

Optional Fingerprint Lock

Drop Test Approved

Fitted with Keylock

Fire Resistant for Data

Water Resistant

Provides Fire Protection for paper

Fire Resistant for CD/DVD/USB

Recommended Insurance Rating

Fitted with Electronic Lock

Tested to the Swedish NT Fire 017 120 Paper standard, providing 120 minutes fire protection for paper documents. Tested to MTC DIP120 - 60DM Fire Test standard providing up to 60 minutes fire protection for DVDs, memory sticks and hard drives. Recommended for an overnight cash risk of £2,500.00 or £25,000.00 valuables. Fitted with a high security and user friendly electronic lock with clear LED display. Supplied with height adjustable shelves.

SAFES



ELECTRONIC KEY SAFES KS0030E SERIES

	Hooks	Weight KG	Dimensions			RRP
			W	D	H	
KS0031E	30	6.5	300	100	280	£226.00
KS0032E	48	7.5	300	100	360	£253.00
KS0033E	144	20	430	130	660	£449.00

High quality electronic locking with override key lock (2 keys supplied). Suitable for 30, 48 & 144 keys. Coloured key rings & tags supplied. Key deposit slot allows keys to be deposited without opening the safe. Ready prepared for floor or wall fixing (bolts supplied).



Commercial Key Cabinets KC0600 Series

	Litres	Weight KG	Dimensions			RRP
			W	D	H	
KC0601K	42	4	270	80	350	£177.00
KC0602K	64	6	300	80	450	£208.00
KC0603K	100	7	380	80	550	£284.00
KC0604K	200	11	380	140	550	£374.00
KC0605K	300	14	380	205	550	£534.00
KC0606K	400	20	730	140	550	£673.00
KC0607K	600	28	730	205	550	£933.00

Cabinets are manufactured with a high quality cylinder key lock supplied with 2 keys. Each unit comes with adjustable hook bars and number labels with pre-drilled fixing holes for wall mounting. Finished in a high quality durable powder coated finish.



COMPACT HOME / OFFICE SS0800E SERIES

	Litres	Weight KG	Dimensions			RRP
			W	D	H	
SS0801E	10	6	310	200	200	£186.00
SS0802E	17	8	350	250	250	£235.00
SS0803E	34	12	450	365	250	£361.00
SS0804E	51	19	350	310	500	£423.00
SS0805E	88	23	370	445	560	£566.00



Recommended for £1,000 overnight cash cover or £10,000 for valuables. Advanced user friendly electronic locking with high security anti-tamper or bounce solenoid locking system. Ready prepared for fixing to the floor or wall. Ready prepared for floor or wall fixing (bolts supplied). Fitted with bright internal LED light.



LYNX SS1170 SERIES

	Litres	Weight KG	Dimensions			RRP
			W	D	H	
KS0042C	4	1.6	330	65	225	£100.00
KS0043C	5	2.2	275	65	345	£109.00

Recommended for £3,000 overnight cash cover or £30,000 for valuables. Fitted with high security VdS Class 1 key lock (2 keys supplied). The door is secured by twin live locking bolts. Ready prepared for floor or wall fixing (bolts supplied).



FORTRESS SS1180K/E SERIES

	Litres	Weight KG	Dimensions			RRP
			W	D	H	
SS1181K	7	15	350	300	220	£490.00
SS1181E	7	15	350	300	220	£776.00
SS1182K	24	25	450	350	350	£644.00
SS1182E	24	25	450	350	350	£936.00
SS1183K	42	37	450	350	550	£860.00
SS1183E	42	37	450	350	550	£1151.00

ECB.S Certified & AIS (Association of Insurance Surveyors) Approved Electronic Locking (E), Key Locking (K). Tested to European S2 Security Standard (EN14450) providing £4,000 cash cover and £40,000 valuable cover. Anti drill plates for added security. High security VDS Class 1 double bitted key lock or electronic lock & time delay. Ready prepared for floor fixing (bolts supplied for concrete).

KEY

CE Certified

Drop Test Approved

Fire Resistant for Data

Provides Fire Protection for paper

Recommended Insurance Rating

Optional Fingerprint Lock

Fitted with Keylock

Water Resistant

Fire Resistant for CD/DVD/USB

Fitted with Electronic Lock

BISLEY STEEL LOCKERS

- 305mm deep version has a shelf and hook
- 457mm deep version has a shelf and rail
- Cam lock fitted as standard and supplied with 2 keys
- Ventilation holes to allow air to circulate

1 DOOR LOCKER

	Dimensions			RRP
	W	D	H	
CLK121	305	305	1802	£249.00
CLK181	305	457	1802	£298.00



STOCKED FINISH

GOOSE GREY
G/G

BISLEY

- Two door cupboards come with a hook
- Cam lock fitted as standard and supplied with 2 keys
- Ventilation holes to allow air to circulate

2 DOOR LOCKER

	Dimensions			RRP
	W	D	H	
CLK122	305	305	1802	£300.00
CLK182	305	457	1802	£334.00



STOCKED FINISH

GOOSE GREY
G/G

BISLEY

- Cam lock fitted as standard and supplied with 2 keys
- Ventilation holes to allow air to circulate

4 DOOR LOCKER

	Dimensions			RRP
	W	D	H	
CLK124	305	305	1802	£351.00
CLK184	305	457	1802	£380.00



STOCKED FINISH

GOOSE GREY
G/G

BISLEY

- Cam lock fitted as standard and supplied with 2 keys
- Ventilation holes to allow air to circulate

6 DOOR LOCKER

	Dimensions			RRP
	W	D	H	
CLK126	305	305	1802	£406.00
CLK186	305	457	1802	£452.00



STOCKED FINISH

GOOSE GREY
G/G

BISLEY

STEEL LOCKERS

5YR
COMPONENT
GUARANTEE

LOCKABLE

MADE
TO
ORDER

14 - 21 DAYS

- Biocote paint finish to offer antibacterial surface
- Single door lockers come with coathook and hat shelf
- Ventilated top and bottom to allow for air circulation
- Meets BS4680-1996 standard duty clothes locker
- Drop ship to UK mainland within 14-21 days
- Postcode restrictions apply

1 DOOR LOCKER

	Dimensions			RRP
	W	D	H	
TC1DRLK30	305	305	1802	£278.00
TC1DRLK45	305	457	1802	£319.00



MADE TO ORDER FINISHES

LIGHT GREY	BLUE	GREEN
LG	BL	GR
RED	YELLOW	DARK GREY
RD	YE	DG

- Biocote paint finish to offer antibacterial surface
- Ventilated top and bottom to allow for air circulation
- Meets BS4680-1996 standard duty clothes locker
- Drop ship to UK mainland within 14-21 days
- Postcode restrictions apply

4 DOOR LOCKER

	Dimensions			RRP
	W	D	H	
TC4DRLK30	305	305	1802	£391.00
TC4DRLK45	305	457	1802	£439.00




MADE TO ORDER FINISHES

LIGHT GREY	BLUE	GREEN
LG	BL	GR
RED	YELLOW	DARK GREY
RD	YE	DG

- Biocote paint finish to offer antibacterial surface
- Ventilated top and bottom to allow for air circulation
- Meets BS4680-1996 standard duty clothes locker
- Drop ship to UK mainland within 14-21 days
- Postcode restrictions apply

2 DOOR LOCKER

	Dimensions			RRP
	W	D	H	
TC2DRLK30	305	305	1802	£307.00
TC2DRLK45	305	457	1802	£349.00



MADE TO ORDER FINISHES

LIGHT GREY	BLUE	GREEN
LG	BL	GR
RED	YELLOW	DARK GREY
RD	YE	DG

- Biocote paint finish to offer antibacterial surface
- Ventilated top and bottom to allow for air circulation
- Meets BS4680-1996 standard duty clothes locker
- Drop ship to UK mainland within 14-21 days
- Postcode restrictions apply

6 DOOR LOCKER

	Dimensions			RRP
	W	D	H	
TC6DRLK30	305	305	1802	£468.00
TC6DRLK45	305	457	1802	£521.00



MADE TO ORDER FINISHES

LIGHT GREY	BLUE	GREEN
LG	BL	GR
RED	YELLOW	DARK GREY
RD	YE	DG

EXECUTIVE DESKING

// 10

In need of something a little fancier? You'll find it here. This range is designed to add a touch of high end to your office without compromising on comfort or style.

CONTENTS

- 110 Regent
- 112 Regent Bookcases & Cupboards
- 113 Regent Meeting Tables

REGENT

5YR
COMPONENT
GUARANTEE

36MM
TOP
THICKNESS

RECTANGULAR
W




BOW FRONTED EXECUTIVE DESK

	Dimensions			RRP
	W	D	H	
TR2090	2000	900	750	£514.00

RECTANGULAR EXECUTIVE DESK

	Dimensions			RRP
	W	D	H	
TR1890	1800	900	750	£465.00



- High-end executive range available in two colours
- 36mm desktop thickness
- Circular brush plate cable port
- Chrome feet

STOCKED FINISHES

DARK
WALNUT

NOVA
OAK

DW

NO

UNDER DESK PEDESTAL

	Dimensions			RRP
	W	D	H	
TRUDP3	435	565	700	£471.00



REGENT BOOKCASES & CUPBOARDS

5YR
COMPONENT
GUARANTEE

36MM
TOP
THICKNESS

FIXED SHELF



STOCKED FINISHES

DARK
WALNUT

NOVA
OAK

DW

NO

- Part of our Regent range with premium wood finishes and chrome detailing
- Chrome glide feet for a stylish look

		Shelves	Dimensions			RRP
			W	D	H	
TR8040	Bookcase	1	1005	404	800	-
TR1640	Bookcase	3	1005	404	1560	765
TR8040CP	Cupboard	1	1005	404	800	-
TR1640CP	Cupboard	3	1005	404	1560	765



REGENT MEETING TABLES

5YR
COMPONENT
GUARANTEE

36MM
TOP
THICKNESS

RECTANGULAR
W



STOCKED FINISHES

DARK
WALNUT

NOVA
OAK

DW

NO



MEETING TABLE

	Dimensions			RRP
	W	D	H	
TR1200MT	1200	1200	750	£357.00

BOARDROOM TABLE

	Dimensions			RRP
	W	D	H	
TR1810BT	1800	1150	750	£435.00
TR2410BT	2400	1250	750	£600.00

MEETING TABLES

// 11

While you might not be in control of the agenda, exert control by choosing what people are sitting at during meetings. With this range of products, style and comfort can go hand in hand. We have included products that promote an all-round flexible and modern meeting environment.

CONTENTS

116	Plateau	129	Lux
118	Plateau High	130	Windsor
120	Fraction Infinity Tables	131	Aerofoil
122	Tilting Tables	132	Start 18 Multipurpose
123	Economy Tilting Tables	134	Contract Tables
124	Union Folding Tables	136	Trinity Tables
126	One Table		
127	Boardroom Tables		
128	Reflex		

PLATEAU

5YR
COMPONENT
GUARANTEE

25MM
TOP
THICKNESS

MADE
TO
ORDER
28 DAYS



ROUND MEETING TABLE

	Dimensions			RRP
	W	D	H	
ZPLA1200D	1200	1200	740	£1164.00
ZPLA1400D	1400	1400	740	£1452.00



SQUARE MEETING TABLE

	Dimensions			RRP
	W	D	H	
ZPLA1414S	1400	1400	740	£1601.00
ZPLA1616S	1600	1600	740	£1613.00



RECTANGULAR MEETING TABLE

	Dimensions			RRP
	W	D	H	
ZPLA1680R	1600	800	740	£1157.00
ZPLA1890R	1800	900	740	£1166.00
ZPLA2010R	2000	1000	740	£1280.00
ZPLA2210R	2200	1000	740	£1284.00
ZPLA2412R	2400	1200	740	£1575.00
ZPLA2814R	2800	1400	740	£1870.00



BARREL MEETING TABLE

	Dimensions			RRP
	W	D	H	
ZPLA2010B	2000	1000	740	£1355.00
ZPLA2412B	2400	1200	740	£1650.00



LOW STOOL

		Dimensions			RRP
		W	D	H	
SPS-LSTL	Plain top	375	375	500	£495.00
SPS-LSTL-BTN	Button Top	375	375	500	£528.00



BENCH

		Dimensions			RRP
		W	D	H	
SP-SPS-N	Plain top	1180	375	500	£803.00
SP-N-BTN	Button top	1180	375	500	£902.00

TOP FINISHES // FRAME FINISHES

ANTHRACITE

GREY

WHITE

//

OAK

OK

FABRIC FINISH



// NOTE: Priced in Camira Rivet



PLATEAU HIGH

5YR
COMPONENT
GUARANTEE

25MM
TOP
THICKNESS

MADE
TO
ORDER
28 DAYS



HIGH TABLE

	Dimensions			RRP
	W	D	H	
ZPLAP1410R	1400	1000	830	£1544.00
ZPLAP1610R	1600	1000	830	£1546.00
ZPLAP1810R	1800	1000	830	£1548.00
ZPLAP2010R	2000	1000	830	£1549.00
ZPLAP2210R	2200	1000	830	£1551.00
ZPLAP2410R	2400	1000	830	£1552.00

HIGH STOOL

		Dimensions			RRP
		W	D	H	
SP-SPS-HSTL	Plain	375	375	830	£778.00
SP-SPS-HSTL-BTN	Button	375	375	830	£811.00

TOP FINISHES // FRAME FINISHES

ANTHRACITE

GREY

WHITE

//

OAK

ANT

GRY

WHT

OK

FABRIC FINISH



// NOTE: Priced in Camira Rivet



FRACTION INFINITY TABLES

5YR
COMPONENT
GUARANTEE

25MM
TOP
THICKNESS

MADE
TO
ORDER
7 WEEKS



SQUARE MEETING TABLES

	Dimensions			RRP
	W	D	H	
ZFIMT1212	1200	1200	740	£529.00
ZFIMT1414	1400	1400	740	£584.00
ZFIMT1616	1600	1600	740	£658.00

RECTANGULAR MEETING TABLES

	Dimensions			RRP
	W	D	H	
ZFIMT1480	1400	800	740	£513.00
ZFIMT1680	1600	800	740	£549.00
ZFIMT1880	1800	800	740	£559.00
ZFIMT2010	2000	1000	740	£616.00
ZFIMT2412	2400	1200	740	£772.00

MADE TO ORDER TOP FINISHES // FRAME FINISHES

BEECHNOVA OAKGREY OAKWHITE
BE NO GO WH

DARK WALNUTMAPLE
DW MA

//

WHITESILVER
WH SV

- A modern twist on the traditional 4 leg table
- Intermediate legs facilitate larger tables to support teams working together or collaborative spaces
- Bespoke sizes available, please speak to our sales team for further information



5 YR
COMPONENT
GUARANTEE

25 MM
TOP
THICKNESS

TILTING TABLES



D-END

	Dimensions			RRP
	W	D	H	
OTT1470DEND	1400	700	720	£586.00
OTT1680DEND	1600	800	720	£614.00



TRAPEZOIDAL

	Dimensions			RRP
	W	D	H	
OTT1680TRAP	1600	800	720	£597.00



RECTANGULAR

	Dimensions			RRP
	W	D	H	
OTT1270	1200	700	720	£577.00
OTT1280	1200	800	720	£587.00
OTT1470	1400	700	720	£593.00
OTT1480	1400	800	720	£606.00
OTT1670	1600	700	720	£610.00
OTT1680	1600	800	720	£624.00

- A mobile table with a user friendly quick release bar to tilt top
 - Available with a silver frame
 - Can be stacked or nested
 - Ideal for multi-functional rooms where space is at a premium
 - Lockable castors
- // **NOTE:** Dark walnut and maple tops are made to order - contact sales for lead time

STOCKED TOP FINISHES // FRAME FINISHES

BEECH	NOVA OAK	GREY OAK	WHITE	//	SILVER
BE	NO	GO	WH		SV

MADE TO ORDER TOP FINISHES

DARK WALNUT	MAPLE
DW	MA

ECONOMY TILTING TABLES

5 YR
COMPONENT
GUARANTEE

25 MM
TOP
THICKNESS



ECONOMY D-END

	Dimensions			RRP
	W	D	H	
OETT1470DEND	1400	700	720	£413.00
OETT1680DEND	1600	800	720	£439.00



ECONOMY TRAPEZOIDAL

	Dimensions			RRP
	W	D	H	
OETT1680TRAP	1600	800	720	£424.00

- Only order with 800 depth Rectangular



ECONOMY RECTANGULAR

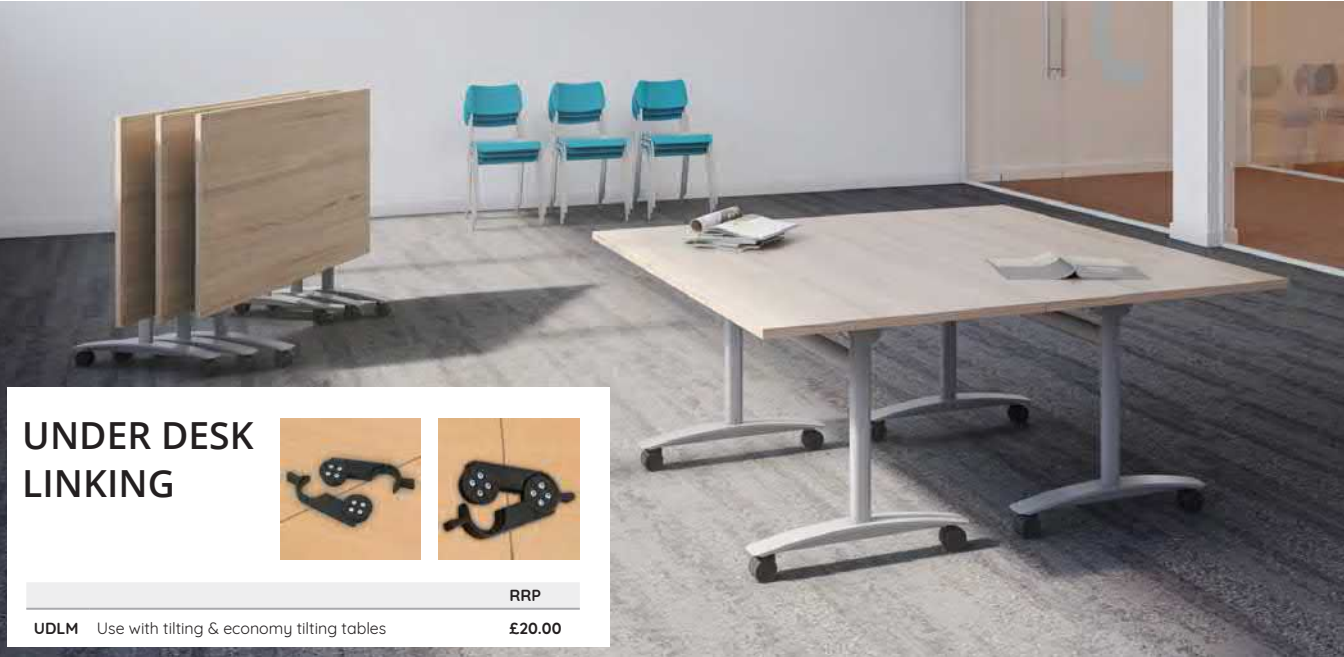
	Dimensions			RRP
	W	D	H	
OETT1270	1200	700	720	£399.00
OETT1280	1200	800	720	£408.00
OETT1470	1400	700	720	£411.00
OETT1480	1400	800	720	£423.00
OETT1670	1600	700	720	£424.00
OETT1680	1600	800	720	£438.00

STOCKED TOP FINISHES // FRAME FINISHES

BEECH	NOVA OAK	GREY OAK	WHITE	//	SILVER
BE	NO	GO	WH		SV

MADE TO ORDER TOP FINISHES

DARK WALNUT	MAPLE
DW	MA



UNDER DESK
LINKING



RRP	
UDLM	Use with tilting & economy tilting tables
	£20.00



UNION FOLDING TABLES

5 YR
COMPONENT
GUARANTEE

25 MM
TOP
THICKNESS



RECTANGULAR

	Dimensions			RRP	
	W	D	H	Silver	Chrome
OUFT1270	1200	700	725	£275.00	£288.00
OUFT1280	1200	800	725	£284.00	£298.00
OUFT1470	1400	700	725	£287.00	£301.00
OUFT1480	1400	800	725	£299.00	£312.00
OUFT1670	1600	700	725	£300.00	£313.00
OUFT1680	1600	800	725	£314.00	£326.00



TRAPEZOIDAL

	Dimensions			RRP	
	W	D	H	Silver	Chrome
OUFT1680TRAP	1600	800	725	£300.00	£312.00



D-END

	Dimensions			RRP	
	W	D	H	Silver	Chrome
OUFT1680DEND	1600	800	725	£315.00	£328.00

- Fold flat legs for easy storage
- Chrome and silver leg options
- Legs wood screwed directly into desktop
- Ideal for multi-functional rooms where space is at a premium
- Dark walnut and maple tops are made to order - contact sales for lead time

STOCKED TOP FINISHES // FRAME FINISHES

BEECH	NOVA OAK	GREY OAK	WHITE	//	SILVER	CHROME
BE	NO	GO	WH		SV	CR

MADE TO ORDER TOP FINISHES

DARK WALNUT	MAPLE
DW	MA



5YR
COMPONENT
GUARANTEE

25MM
TOP
THICKNESS

ONE TABLE



// NOTE: * made to order

RECTANGULAR

	Dimensions			RRP
	W	D	H	
* OFPMT1280	1200	800	730	£299.00
OFPMT1480	1400	800	730	£313.00
OFPMT1680	1600	800	730	£325.00
OFPMT1880	1800	800	730	£339.00
OFPMTDEND1680	800	740	730	£329.00

CIRCULAR

	Dimensions			RRP
	W	D	H	
OFPMT10D	1000	1000	730	£340.00
OFPMT12D	1200	1200	730	£371.00

BOARDROOM TABLES

5YR
COMPONENT
GUARANTEE

25MM
TOP
THICKNESS



ROUND MEETING TABLE

	Dimensions			RRP
	W	D	H	
TES1100D	1100	1100	730	£264.00

D-END MEETING TABLE

	Dimensions			RRP
	W	D	H	
TK1810DE	1800	1000	730	£303.00
TK2412DE	2400	1200	730	£500.00

STOCKED FINISHES

BEECH	NOVA OAK	GREY OAK	WHITE
BE	NO	GO	WH

MADE TO ORDER FINISHES

DARK WALNUT	MAPLE
DW	MA

- Dark walnut and maple are made to order - contact sales for lead time



// NOTE: * made to order

BOARDROOM TABLE 1800

	Dimensions			RRP
	W	D	H	
OFPBD1800	1800	1200	730	£397.00

BOARDROOM TABLE 2400

	Dimensions			RRP
	W	D	H	
* OFPBD2400	2400	1200	730	£500.00

STOCKED TOP FINISHES // FRAME FINISH

BEECH	NOVA OAK	WHITE	//	SILVER
BE	NO	WH		SV

MADE TO ORDER TOP FINISHES

GREY OAK	DARK WALNUT	MAPLE
GO	DW	MA



5YR
COMPONENT
GUARANTEE

MADE
TO
ORDER
21 DAYS

REFLEX



ONE PIECE OCTAGONAL CONFERENCE TABLE

	Dimensions			RRP MFC
	W	D	H	
ROCT2400	2400	1000	740	£3414.00
ROCT2600	2600	1200	740	£3523.00
ROCT2800	2800	1200	740	£3663.00
ROCT3000	3000	1400	740	£5270.00

ONE PIECE RECTANGULAR MEETING TABLE

	Dimensions			RRP MFC
	W	D	H	
RMT16/10	1600	1000	740	£2362.00
RMT18/10	1800	1000	740	£2593.00
RMT20/12	2000	1200	740	£2925.00
RMT22/12	2200	1200	740	£3157.00
RMT24/12	2400	1200	740	£3388.00
RMT26/14	2600	1400	740	£3605.00
RMT28/14	2800	1400	740	£3718.00



- Tapered angled legs with steel subframe
- Adjustable levelling feet
- Supplied with horizontal three channel cable management when ordered with a power module. See page 131

TWO PIECE RECTANGULAR MEETING TABLE

	Dimensions			RRP MFC
	W	D	H	
RMT30/14	3000	1400	740	£4967.00
RMT32/14	3200	1400	740	£5068.00
RMT36/14	3600	1400	740	£5274.00
RMT40/14	4000	1400	740	£5480.00
RMT44/14	4400	1400	740	£5685.00
RMT48/14	4800	1400	740	£5889.00

MFC FINISHES				
ASH	AUTUMN CHERRY	BEECH	CHESTER OAK	ENGLISH WALNUT
A	C	B	O	W
GREY	GREY NEBRASKA OAK	LAURENTII WENGE	NATURAL NEBRASKA OAK	WHITE
G	GNO	WE	NNO	WH

FRAME FINISHES		
SILVER	BLACK GRAPHITE	WHITE
SF	BGF	WF



LUX

5YR
COMPONENT
GUARANTEE

MADE
TO
ORDER
21 DAYS



1000 DEEP RECTANGULAR MEETING TABLE

	Dimensions			RRP MFC
	W	D	H	
LUXMT12/10	1200	1000	740	£2157.00
LUXMT14/10	1400	1000	740	£2261.00
LUXMT16/10	1600	1000	740	£2362.00
LUXMT18/10	1800	1000	740	£2593.00
LUXMT20/10	2000	1000	740	£2824.00
LUXMT22/10	2200	1000	740	£3051.00
LUXMT24/10	2400	1000	740	£3285.00
LUXMT26/10	2600	1000	740	£3397.00
LUXMT28/10	2800	1000	740	£3514.00

1200 DEEP OCTAGONAL CONFERENCE TABLE

	Dimensions			RRP MFC
	W	D	H	
LUXOCT2600	2600	1200	740	£3523.00
LUXOCT2800	2800	1200	740	£3663.00



- Tapered oak angled legs as standard
- Steel sub frame
- Adjustable levelling feet
- Supplied with horizontal three channel cable management when ordered with a power module. See page 131

1400 DEEP RECTANGULAR MEETING TABLE

	Dimensions			RRP MFC
	W	D	H	
LUXMT16/14	1600	1400	740	£2566.00
LUXMT18/14	1800	1400	740	£2796.00
LUXMT20/14	2000	1400	740	£3029.00
LUXMT22/14	2200	1400	740	£3256.00
LUXMT24/14	2400	1400	740	£3489.00
LUXMT26/14	2600	1400	740	£3605.00
LUXMT28/14	2800	1400	740	£3718.00

MFC FINISHES				
ASH	AUTUMN CHERRY	BEECH	CHESTER OAK	ENGLISH WALNUT
A	C	B	O	W
GREY	GREY NEBRASKA OAK	LAURENTII WENGE	NATURAL NEBRASKA OAK	WHITE
G	GNO	WE	NNO	WH

FRAME FINISHES			
OAK	STAINED WALNUT	STAINED WENGE	STAINED WHITE
O	W	WE	WH



WINDSOR

- Gives a distinct and traditional look to any meeting or boardroom
 - Hand finished
 - MFC finishes: ash, autumn cherry, beech, chester oak, english walnut, grey, grey nebraska oak, laurentii wenge, natural nebraska oak, White
- 5YR
COMPONENT
GUARANTEE

MADE
TO
ORDER
21 DAYS



OVAL CONFERENCE TABLE

	Dimensions			RRP MFC
	W	D	H	
OVT24	2400	1200	740	£2439.00

- Arrowhead leg base with modesty panel. Seating up to 8 people



DOUBLE D ENDED CONFERENCE TABLE

	Dimensions			RRP MFC
	W	D	H	
DDT24	2400	1200	740	£2439.00

- Arrowhead leg base with modesty panel. Seating up to 8 people



BARREL CONFERENCE TABLE

	Dimensions			RRP MFC
	W	D	H	
BST24	2400	1200	740	£2439.00

- Arrowhead leg base with modesty panel. Seating up to 8 people



DOUBLE D ENDED CONFERENCE TABLE

	Dimensions			RRP MFC
	W	D	H	
CONF2AL	3400	1200	740	£3462.00

- Arrowhead leg base with modesty panel. Seating up to 10 people
- Supplied in 2 x 1700mm sections

MFC FINISHES

ASH	AUTUMN CHERRY	BEECH	CHESTER OAK	ENGLISH WALNUT	GREY	GREY NEBRASKA OAK	LAURENTII WENGÉ	NATURAL NEBRASKA OAK	WHITE
A	C	B	O	W	G	GNO	WE	NNO	WH



AEROFOIL

- A beautiful yet practical solution to your meeting room
 - Optional power modules can be incorporated
 - MFC finishes: ash, autumn cherry, beech, chester oak, english walnut, grey, grey nebraska oak, laurentii wenge, natural nebraska oak, white
 - Metalwork finishes: silver, black graphite, white
- 5YR
COMPONENT
GUARANTEE

1YR
GUARANTEE
ON ELECTRIC
ITEMS

MADE
TO
ORDER
21 DAYS



BARREL SHAPED BOARDROOM TABLE

	Dimensions			RRP MFC
	W	D	H	
ABT26	2600	1300	740	£3948.00
ABT28	2800	1300	740	£4086.00

- Barrel shaped top with elliptical base with silver extruded upright
- Horizontal & vertical cable management. Seating up to 8 people



BARREL SHAPED BOARDROOM TABLE

	Dimensions			RRP MFC
	W	D	H	
ABT40	4000	1300	740	£6024.00

- Barrel shaped top with elliptical base with silver extruded upright
- Horizontal & vertical cable management
- Seating up to 12 people. Supplied in 2 x 2000mm sections

MFC FINISHES

ASH	AUTUMN CHERRY	BEECH	CHESTER OAK	ENGLISH WALNUT	GREY	GREY NEBRASKA OAK	LAURENTII WENGÉ	NATURAL NEBRASKA OAK	WHITE
A	C	B	O	W	G	GNO	WE	NNO	WH

FRAME FINISHES

SILVER	BLACK GRAPHITE	WHITE
SF	BGF	WF

POWER MODULE TYPE 1

	RRP
PPM2/S	£471.00
PPM2/B	£605.00
PPM2/W	£605.00

- 2 x Power sockets, 315 Amps individually fused
- Available in black, silver & white



POWER MODULE TYPE 2

	RRP
PPM4/S	£652.00
PPM4/B	£841.00
PPM4/W	£841.00

- 4 x Power sockets, 315 Amps individually fused
- Available in black, silver & white



POWER & DATA MODULE TYPE 1

	RRP
PPMD2/S	£617.00
PPMD2/B	£746.00
PPMD2/W	£746.00

- 2 x Power sockets, 315 Amps individually fused & 2 x Cat5e data sockets
- Includes 3 metre data cable
- Available in black, silver & white



POWER & DATA MODULE TYPE 2

	RRP
PPMD4/S	£787.00
PPMD4/B	£973.00
PPMD4/W	£973.00

- 4 x Power sockets, 315 Amps individually fused & 2 x Cat5e data sockets
- Includes 3 metre data cable
- Available in black, silver & white



POWER & DATA MODULE COLOURS



Silver with Grey trim / **S**
(Standard lead time)



Black with Black trim / **B**
(4 week lead time)



White with Grey trim / **W**
(4 week lead time)

MAINS CABLE - BLACK PLUG

	Length	RRP
3M	3000	£33.00
5M	5000	£42.00
7M	7000	£49.00



5 YR
COMPONENT
GUARANTEE

18MM
TOP
THICKNESS

START 18 MULTIPURPOSE



- A range of tables in three different shapes to enable you to make the best use of your space
- Flatpack frame construction
- Ideal for constructing meeting or boardroom tables of different shapes
- Dark walnut and maple tops are made to order - contact sales for lead time

RECTANGULAR DESK

	Dimensions			RRP
	W	D	H	
OMPT1280REC	1200	800	730	£177.00
OMPT1680REC	1600	800	730	£180.00
OMPT1880REC	1800	800	730	£197.00

SEMI-CIRCULAR DESK

	Dimensions			RRP
	W	D	H	
OMPT1680SEMI	1600	800	730	£237.00

TRAPEZOIDAL DESK

	Dimensions			RRP
	W	D	H	
OMPT1680TRAP	1600	692	730	£278.00

STOCKED TOP FINISHES // FRAME FINISHES

BEECH	NOVA OAK	GREY OAK	WHITE	//	SILVER
BE	NO	GO	WH		SV

MADE TO ORDER TOP FINISHES

DARK WALNUT	MAPLE
DW	MA



5^{YR}
COMPONENT
GUARANTEE

25^{MM}
TOP
THICKNESS

CONTRACT TABLES



LOW TABLE

	Dimensions			RRP
	W	D	H	
CH2683	600	600	430	£290.00
CH2693	800	800	430	£310.00

MEDIUM TABLE

	Dimensions			RRP
	W	D	H	
CH2684	600	600	725	£298.00
CH2694	800	800	725	£318.00



HIGH TABLE

	Dimensions			RRP
	W	D	H	
CH2685	600	600	1105	£432.00
CH2695	800	800	1105	£452.00

- Dark walnut and maple tops are made to order - contact sales for lead time

STOCKED TOP FINISHES

BEECH	NOVA OAK	GREY OAK	WHITE	BLACK
BE	NO	GO	WH	BK

STOCKED FRAME FINISHES

WHITE	BLACK	SILVER
WH	BK	SV

MADE TO ORDER TOP FINISHES

DARK WALNUT	MAPLE
DW	MA



5 YR
COMPONENT
GUARANTEE

25 MM
TOP
THICKNESS

TRINITY TABLES

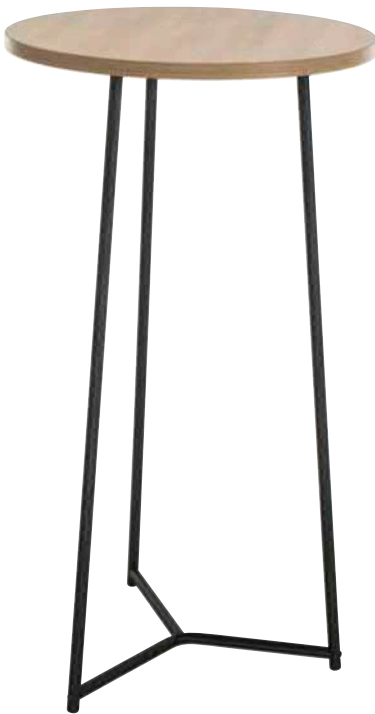


LOW TABLE

	Dimensions			RRP
	W	D	H	
CH2583	600	600	435	£199.00
CH2593	800	800	435	£296.00

MEDIUM TABLE

	Dimensions			RRP
	W	D	H	
CH2584	600	600	735	£212.00
CH2594	800	800	735	£309.00



HIGH TABLE

	Dimensions			RRP
	W	D	H	
CH2585	600	600	1110	£230.00

STOCKED TOP FINISHES // FRAME FINISHES

BEECH	NOVA OAK	GREY OAK	WHITE	BLACK	//	BLACK
BE	NO	GO	WH	BK		BK

MADE TO ORDER TOP FINISHES

DARK WALNUT	MAPLE
DW	MA



RECEPTION

// 12

Great first impressions are essential, and nothing says welcome more than a new open space featuring a contemporary reception unit and a big smile. With our modular units, space needn't ever be an issue - create your own.

CONTENTS

- 140 Modular Reception
- 142 Reception

5^{YR}
COMPONENT
GUARANTEE

25^{MM}
TOP
THICKNESS

MODULAR RECEPTION



STRAIGHT UNITS

	Dimensions			RRP
	W	D	H	
RCM800SBU	800	800	742	£265.00
RCM1200SBU	1200	800	742	£316.00

CORNER UNIT

	Dimensions			RRP
	W	D	H	
RCMCB	800	800	742	£316.00

STRAIGHT TOPS

	Dimensions			RRP
	W	D	H	
RCM800SHU	800	320	400	£234.00
RCM1200SHU	1200	320	400	£275.00

CORNER TOP

	Dimensions			RRP
	W	D	H	
RCMCH	800	800	400	£234.00

STOCKED FINISH

WHITE
WH

MADE TO ORDER FINISHES

BEECH	NOVA OAK	GREY OAK	DARK WALNUT	MAPLE
BE	NO	GO	DW	MA

- Combine base units and optional counter tops to create your ideal solution
- 25mm top thickness
- Reception units are offered in 6 wood finishes to complement your office
- Beech, nova oak, grey oak, dark walnut and maple are made to order - contact sales for lead time



RECEPTION



5 YR
COMPONENT
GUARANTEE

25 MM
TOP
THICKNESS

UNITS

	Dimensions			RRP
	W	D	H	
RCA1400	1460	890	730 / 1165	£482.00
RCA1600	1660	890	730 / 1165	£535.00

UNIT WITH EXTENSIONS

	Dimensions			RRP
	W	D	H	
RCA1400EX	2400	890	730 / 1165	£621.00
RCA1600EX	2600	890	730 / 1165	£677.00



- A self-contained reception unit with a high shelf and private desk with cable ports
- Extension unit available for extra space or to allow access for wheelchair users
- A light is also available to illuminate the back of the unit
- Dark walnut and maple are made to order - contact sales for lead time

LIGHTING PACK

	RRP
RCALIGHT	£182.00

STOCKED TOP & SIDE FINISHES // EXTENTION LEG FINISH

BEECH	NOVA OAK	GREY OAK	WHITE	//	SILVER
BE	NO	GO	WH		SV

MADE TO ORDER TOP & SIDE FINISHES

DARK WALNUT	MAPLE
DW	MA




RECEPTION MIX & MATCH


The reception desk has the option to separately pick the finish of the tops and sides, enabling you to mix finishes and create a reception unit that fits in with the office decor.

When ordering, select the finish for **Box A** to choose the desk and reception tops and select the finish for **Box B** to choose the front and side panel finish.

Box A



Box B



THINGS TO CONSIDER

It is important to choose the correct office chair. The right chair promotes good posture and comfort, enhances productivity and provides a happy and comfortable workforce. The average office chair can be in use for 1900 hours a year. Our selection of office seating ranges from operator, through to executive and posture seating.

IMPORTANT THINGS TO CONSIDER:



MECHANISM USER GUIDE

FIXED BACK

- Seat moves up and down
- Back can be raised or lowered
- The backrest angle is fixed

PERMANENT CONTACT (PCB)

- Seat moves up and down
- Back can be raised or lowered
- Backrest angle can be fixed or set to free float - i.e. in 'permanent contact' with your back

ASYNCHRO / ASYNCHRO TORSION

- Seat moves up and down
- Back can be raised or lowered
- Backrest angle can be fixed or set to free float
- Seat angle can be fixed to desired angle
- Torsion control knob can be adjusted to match body weight

LOCK TILT

- Seat moves up and down
- Tilt of chair can be locked or set to free float
- Torsion control knob can be adjusted to match body weight

SYNCHRO

- Seat moves up and down
- Backrest and seat angle can be fixed or set to free float (2:1 ratio)
- Synchro chairs can be fixed in either 3, 4 or 5 positions
- Torsion control knob can be adjusted to match body weight

KNEE - TILT

- Seat moves up and down
- Backrest and seat angle can be fixed or set to free float (2:1 ratio)
- Knee tilt chairs can be fixed in either 3, 4 or 5 positions
- Torsion control knob can be adjusted to match body weight

RATCHET BACK

- Back can be raised or lowered independently of chair functions

LUMBAR SUPPORT

- Backrest provides support for the natural 'S' shape of the spine
- Prevents slumping and reduces stress on the spine and pelvis

SEAT SLIDE

- Seat depth can be increased or decreased independently of chair functions

STACKING CHAIR

- Designed to be safely stacked
- Recommended number of chairs per stack is stated in product details if relevant

Want to match your already existing décor? We offer an exciting unlimited fabrics service which allows you to choose your own fabric, and we'll do the rest. Look out for our unlimited fabrics icon on all products included in this service. Please see pages 304 - 309 for fabric options on seating.



TASK SEATING

// 14

Nobody wants to sit in an uncomfortable chair, especially uncomfortable task chairs, as they are designed to offer full support in all areas to those who use them. Our task chairs are designed to provide maximum daily support and make every day easy.



CONTENTS

148	Spark	154	Scuba	159	Start
148	Delta	155	Silva	159	Xavi
149	Urus	155	Vision		
149	Urus Cantilever	156	Kempes		
150	Denali HB	156	Fonseca		
150	Denali MB	157	Marios		
151	Denali Visitor	157	Carbon		
152	Maldini	158	Carlos		
154	Zico	159	Soho		

SPARK

5 YR
COMPONENT
GUARANTEE

2 YR
UPHOLSTERY
GUARANTEE

115 KG
WEIGHT
TOLERANCE

8 H
HOURS USAGE



- Sliding seat as standard
- Modern design with a synchronous mechanism, a mesh back and 1D adjustable arms
- Overall dimensions: D630 W670 H945 - 1065

	Seat Dimensions	Back Dimensions	RRP
CH0781 // SPARK	D470 W480 H430 - 550	W450 H540	£351.00

FR: Low
Fabric: Mesh / 100% Man-made
Mechanism: Synchronous
Arms: 1D adjustable

FABRIC FINISHES

BLACK

BK

DELTA

5 YR
COMPONENT
GUARANTEE

2 YR
UPHOLSTERY
GUARANTEE

115 KG
WEIGHT
TOLERANCE

8 H
HOURS USAGE



- 4 locking positions
- Fully upholstered high back
- Ratchet back to provide support and comfort for all user heights
- Overall dimensions: D680 W680 H985 - 1170

	Seat Dimensions	Back Dimensions	RRP
CH0762 // DELTA HIGH BACK	D500 W450 H440 - 560	W470 H560	£399.00
CH0762 + AC1024 // DELTA + CHROME BASE	D500 W450 H440 - 560	W470 H560	£442.00

FR: Low
Fabric: 100% Man-made
Mechanism: Synchro / torsion
Arms: 1D adjustable

FABRIC FINISH

BLACK

BK

URUS

2 YR
COMPONENT
GUARANTEE

2 YR
UPHOLSTERY
GUARANTEE

115 KG
WEIGHT
TOLERANCE

8 H
HOURS USAGE



- Breathable mesh back
- Supplied with 1D adjustable arms
- Overall dimensions: D640 W640 H900 - 1030

	Seat Dimensions	Back Dimensions	RRP
CH4400 // URUS MID BACK	D450 W450 H465 - 595	W455 H470	£207.00

FR: Low
Fabric: Mesh / 100% Man-made
Mechanism: Fixed
Arms: 1D adjustable

FABRIC FINISH

BLACK

BK

URUS CANTILEVER

2 YR
COMPONENT
GUARANTEE

2 YR
UPHOLSTERY
GUARANTEE

115 KG
WEIGHT
TOLERANCE

8 H
HOURS USAGE



- Breathable mesh back
- Integral arms
- Overall dimensions: D570 W570 H910

	Seat Dimensions	Back Dimensions	RRP
CH4401 // URUS CANTILEVER	D440 W450 H465	W455 H515	£222.00

FR: Low
Fabric: Mesh / 100% Man-made
Arms: Fixed

FABRIC FINISH

BLACK

BK

DENALI HB

5 YR
COMPONENT
GUARANTEE

2 YR
UPHOLSTERY
GUARANTEE

115 KG
WEIGHT
TOLERANCE

8 H
HOURS USAGE



- A contemporary high back mesh chair with swivel base and built-in mesh headrest
- Supplied with height adjustable arms and built-in lumbar support
- Overall dimensions: D620 W690 H1140 - 1270

	Seat Dimensions	Back Dimensions	RRP
CH3300BK // DENALI HB + HEADREST	D490 W500 H480 - 555	W475 H635	£278.00

FR: Low
Fabric: Mesh / 100% Man-made
Mechanism: Lock tilt / lumbar support / torsion
Arms: 1D adjustable arms

FABRIC FINISHES

BLACK

BK

DENALI VISITOR

5 YR
COMPONENT
GUARANTEE

2 YR
UPHOLSTERY
GUARANTEE

115 KG
WEIGHT
TOLERANCE

8 H
HOURS USAGE



- A contemporary mid back mesh chair with a chrome cantilever base
- Supplied with black fixed arms
- Chrome cantilever base and skid feet
- Overall dimensions: D580 W615 H885

	Seat Dimensions	Back Dimensions	RRP
CH3302BK // DENALI VISITOR	D490 W480 H460	W450 H555	£212.00

FR: Low
Fabric: Mesh / 100% Man-made
Arms: Fixed

FABRIC FINISHES

BLACK

BK

DENALI MB

5 YR
COMPONENT
GUARANTEE

2 YR
UPHOLSTERY
GUARANTEE

115 KG
WEIGHT
TOLERANCE

8 H
HOURS USAGE



- A contemporary mid back mesh chair with black swivel base
- Supplied with black fixed arms
- Overall dimensions: D590 W600 H890 - 990

	Seat Dimensions	Back Dimensions	RRP
CH3301BK // DENALI MB	D480 W480 H455 - 555	W455 H550	£197.00

FR: Low
Fabric: Mesh / 100% Man-made
Mechanism: Lock tilt / torsion
Arms: Fixed

FABRIC FINISHES

BLACK

BK



MALDINI

5 YR
COMPONENT
GUARANTEE

2 YR
UPHOLSTERY
GUARANTEE

115 KG
WEIGHT
TOLERANCE

8 H
HOURS USAGE



• Overall dimensions: D660 W660 H1130 - 1260

	Seat Dimensions	Back Dimensions	RRP
CH0782WH // MALDINI WHITE & BLACK	D480 W510 H440 - 535	W440 H690	£439.00
CH0782WHBL // MALDINI BLUE	D480 W510 H440 - 535	W440 H690	£439.00
CH0782BK // MALDINI BLACK	D480 W510 H440 - 535	W440 H690	£439.00

FABRIC FINISHES

BLACK	ROYAL BLUE
BK	RB

FRAME FINISH

WHITE	BLACK
WH	BK

FR: Low
Fabric: Mesh / 100% Man-made
Mechanism: Synchro 4 / seat slide / torsion
Arms: 1D adjustable



	Seat Dimensions	Back Dimensions	RRP
CH0782BK // MALDINI BLACK	D480 W510 H440 - 535	W440 H690	£439.00

FINISH

BLACK
BK

ZICO

2YR
COMPONENT
GUARANTEE

2YR
UPHOLSTERY
GUARANTEE

115KG
WEIGHT
TOLERANCE

8H
HOURS USAGE



- Supplied with fixed arms to match the frame
- Discrete permanent contact mechanism with small levers, for a stylish and functional look
- Aluminium base
- Overall dimensions: D670 W670 H935 - 1025

	Seat Dimensions	Back Dimensions	RRP
CH0799 // ZICO	D470 W470 H460 - 550	W440 H495	£355.00

MESH FINISH

BLACK

BK

FRAME FINISH

WHITE

WH

FR: Low
Fabric: Mesh
Mechanism: PCB
Arms: Fixed

SCUBA

5YR
COMPONENT
GUARANTEE

2YR
UPHOLSTERY
GUARANTEE

115KG
WEIGHT
TOLERANCE

8H
HOURS USAGE



- Supplied with fixed arms
- Contemporary mesh chair with chrome base
- Black seat and grey mesh back
- Overall dimensions: D710 D710 H920 - 1020

	Seat Dimensions	Back Dimensions	RRP
CH0792GR // SCUBA	D510 W500 H420 - 520	W465 H570	£501.00

FABRIC FINISH

BLACK

BK

FRAME FINISH

GREY

GR

FR: Low
Fabric: Mesh / 100% Man-made
Mechanism: Lock-tilt / torsion
Arms: Fixed

SILVA

1YR
COMPONENT
GUARANTEE

1YR
UPHOLSTERY
GUARANTEE

85KG
WEIGHT
TOLERANCE

5H
HOURS USAGE



- Featuring a breathable mesh back and a well-cushioned seat pad
- Adjustable seat height and lock tilt mechanism with torsion control
- Fixed arms
- Overall dimensions: D470 W605 H870 - 990

	Seat Dimensions	Back Dimensions	RRP
CH1200 // SILVA	D470 W480 H440 - 560	W445 H410	£175.00

FABRIC FINISH

BLACK

BK

FR: Low
Fabric: Mesh / 100% Man-made
Mechanism: Lock-tilt / torsion
Arms: Fixed

VISION

5YR
COMPONENT
GUARANTEE

2YR
UPHOLSTERY
GUARANTEE

115KG
WEIGHT
TOLERANCE

8H
HOURS USAGE



- A mesh-backed chair with lumbar support, adjustable arms and a chrome base
- Well-padded fabric seat
- 2-lever multifunctional synchro-tilt mechanism
- Chrome 5-point star base
- Overall dimensions: D640 W680 H1180 - 1260

	Seat Dimensions	Back Dimensions	RRP
CH1010 // VISION MESH	D510 W510 H470 - 550	W510 H630	£478.00

FABRIC FINISH

BLACK

BK

FR: Low
Fabric: Mesh / 100% Man-made
Mechanism: Knee tilt / torsion
Arms: 2D adjustable

KEMPES

5 YR

COMPONENT

GUARANTEE

2 YR

UPHOLSTERY

GUARANTEE

115 KG

WEIGHT

TOLERANCE

8 H

HOURS

USAGE



- A modern, stylish mesh-backed office chair with a built-in headrest
- Supplied with height adjustable arms
- Padded foam seat with textured covering
- Overall dimension: D650 W650 H1090 - 1275

	Seat Dimensions	Back Dimensions	RRP
CH0780 // KEMPES	D500 W490 H410 - 510	W480 H560	£390.00

FR: Low
Fabric: Mesh / 100% Man-made
Mechanism: Lock tilt / torsion
Arms: 1D adjustable

FABRIC FINISH

BLACK

BK

FONSECA

2 YR

COMPONENT

GUARANTEE

2 YR

UPHOLSTERY

GUARANTEE

115 KG

WEIGHT

TOLERANCE

8 H

HOURS

USAGE



- A high back executive chair with a plush padded headrest and sides to hug the body
- Ample padding in seat to provide all-day comfort
- Supplied with black fixed arms and chrome base
- Overall dimensions: D650 W630 H1110 - 1205

	Seat Dimensions	Back Dimensions	RRP
CH2404 // FONSECA 2	D500 W490 H470 - 565	W490 H740	£280.00

FR: Medium
Fabric: Mesh / Leather look
Mechanism: Lock tilt / torsion
Arms: Fixed

FABRIC FINISH

BLACK

BK

MARLOS

5 YR

COMPONENT

GUARANTEE

2 YR

UPHOLSTERY

GUARANTEE

115 KG

WEIGHT

TOLERANCE

8 H

HOURS

USAGE



- Folding flip-up arms
- Modern, stylish mesh-backed office chair
- Available in five colours
- Overall dimensions: D620 W630 H970 - 1070

	Seat Dimensions	Back Dimensions	RRP
CH0790 // MARLOS	D500 W520 H450 - 545	W490 H580	£262.00

FR: Low
Fabric: Mesh / 100% Man-made
Mechanism: Lock tilt / torsion
Arms: Folding

FABRIC FINISHES

BLACK

BLUE

RED

GREEN

ORANGE

BK

BL

RD

GN

OR

CARBON

2 YR

COMPONENT

GUARANTEE

2 YR

UPHOLSTERY

GUARANTEE

115 KG

WEIGHT

TOLERANCE

8 H

HOURS

USAGE



- A low back office chair with unique folding arms
- Mesh back keeps you cool all day
- Black and silver base as standard
- Overall dimensions: D680 W680 H920 - 1000

	Seat Dimensions	Back Dimensions	RRP
CH1730 // CARBON	D500 W500 H465 - 560	W470 H570	£288.00

FR: Low
Fabric: Mesh / 100% Man-made
Mechanism: PCB / torsion
Arms: Folding

FABRIC FINISH

BLACK

BK

CARLOS



- Lock-tilt mechanism with torsion control
- Supplied with fixed arms
- Breathable mesh back
- Overall dimensions: D670 W610 H1110 - 1205

	Seat Dimensions	Back Dimensions	RRP
CH2406BK // CARLOS HB	D530 W500 H490 - 585	W475 H725	£226.00

FR: Low
Fabric: Mesh / 100% Man-made
Mechanism: Lock-tilt / torsion
Arms: Fixed

FABRIC FINISH



5 YR COMPONENT GUARANTEE	2 YR UPHOLSTERY GUARANTEE	115 KG WEIGHT TOLERANCE	8 H HOURS USAGE
--------------------------------	---------------------------------	-------------------------------	--------------------

START



- A mesh-backed office chair with a chrome base, ideal for home offices
- Supplied with height adjustable arms
- Padded foam seat with textured covering
- Overall dimensions: D600 W600 H940 - 1030

	Seat Dimensions	Back Dimensions	RRP
CH1743 // START MESH	D490 W490 H455 - 545	W460 H580	£210.00

FR: Low
Fabric: Mesh / 100% Man-made
Mechanism: Lock tilt / torsion
Arms: 1D adjustable

FABRIC FINISH



2 YR COMPONENT GUARANTEE	2 YR UPHOLSTERY GUARANTEE	115 KG WEIGHT TOLERANCE	8 H HOURS USAGE
--------------------------------	---------------------------------	-------------------------------	--------------------

SOHO



- Lock-tilt mechanism
- Supplied with fixed arms to match frame
- Breathable mesh back
- Overall dimensions: D640 W640 H965 - 1040

	Seat Dimensions	Back Dimensions	RRP
CH1899 // SOHO MESH	D500 W490 H465 - 540	W465 H610	£217.00

FR: Low
Fabric: Mesh / 100% Man-made
Mechanism: Lock-tilt
Arms: Fixed

FINISH



5 YR COMPONENT GUARANTEE	2 YR UPHOLSTERY GUARANTEE	115 KG WEIGHT TOLERANCE	8 H HOURS USAGE
--------------------------------	---------------------------------	-------------------------------	--------------------

XAVI



- Lock-tilt mechanism
- Supplied with folding arms
- Breathable mesh back
- Overall dimensions: D610 W620 H970 - 1065

	Seat Dimensions	Back Dimensions	RRP
CH0793BK // XAVI	D520 W510 H465 - 555	W495 H555	£220.00
CH0793GR // XAVI	D520 W510 H465 - 555	W495 H555	£226.00

FR: Low
Fabric: Mesh / 100% Man-made
Mechanism: Lock-tilt
Arms: Folding

FINISHES



5 YR COMPONENT GUARANTEE	2 YR UPHOLSTERY GUARANTEE	115 KG WEIGHT TOLERANCE	8 H HOURS USAGE
--------------------------------	---------------------------------	-------------------------------	--------------------

24HR & POSTURE

// 15

This section is for the hard workers, long shift doers and those needing a little more support. These chairs are designed to be robust and provide you with all the strength and flexibility you need.

CONTENTS

162	Strata	171	Concept Plus
163	Fonz	172	Maxi Ergo
164	Alto	173	Calypso Ergo
165	Chachi	174	Wave Posture
166	Cheetah	175	Bearing
167	Panther	176	Aspect
168	Vista	177	Mode
169	Marathon		
170	Call Centre		

STRATA

10^{YR}
COMPONENT
GUARANTEE

2^{YR}
UPHOLSTERY
GUARANTEE

152^{KG}
WEIGHT
TOLERANCE

24^H
HOURS USAGE

PHYSIO
APPROVED

ERGONOMIC FEATURES
TESTED AND APPROVED FOR
OFFICE USE BY A QUALIFIED
PHYSIOTHERAPIST

24 HOUR
24 STONE

SUITABLE FOR CONTINUOUS
USE IN DEMANDING WORKING
ENVIRONMENTS



	Seat Dimensions	Back Dimensions	RRP
CH0735 // STRATA MESH HIGH BACK	D530 W520 H470 - 540	W540 H685	£993.00

- Overall dimensions: D700 W700 H1165 - 1285

FR: Low
Fabric: Mesh / 100% Man-made
Mechanism: Synchro 4 / seat slide
Arms: 1D adjustable

FABRIC FINISH

BLACK

BK



FONZ

5^{YR}
COMPONENT
GUARANTEE

2^{YR}
UPHOLSTERY
GUARANTEE

152^{KG}
WEIGHT
TOLERANCE

24^H
HOURS USAGE

PHYSIO
APPROVED

ERGONOMIC FEATURES
TESTED AND APPROVED FOR
OFFICE USE BY A QUALIFIED
PHYSIOTHERAPIST

24 HOUR
24 STONE

SUITABLE FOR CONTINUOUS
USE IN DEMANDING WORKING
ENVIRONMENTS



	Seat Dimensions	Back Dimensions	RRP
CH0730 // FONZ	D460 W490 H495 - 575	W495 H660	£644.00

- Overall dimensions: D720 W720 H1225 - 1305

FR: Low
Fabric: Mesh / 100% Man-made
Mechanism: Synchro 3 / torsion
Arms: 2D adjustable

FABRIC FINISH

BLACK

BK



ALTO

5 YR

COMPONENT

GUARANTEE

2 YR

UPHOLSTERY

GUARANTEE

115 KG

WEIGHT

TOLERANCE

8 H

HOURS

USAGE



	Seat Dimensions	Back Dimensions	RRP
CH1914 // ALTO	D490 W520 H470 - 565	W480 H570	£479.00

• Overall dimensions: D700 W700 H1120 - 1250

FR: Medium
Fabric: Mesh
Mechanism: Synchro / torsion / seat slide
Arms: 1D adjustable

FABRIC FINISH

BLACK

BK



CHACHI

5 YR

COMPONENT

GUARANTEE

2 YR

UPHOLSTERY

GUARANTEE

115 KG

WEIGHT

TOLERANCE

8 H

HOURS

USAGE



PHYSIO
APPROVED

ERGONOMIC FEATURES
TESTED AND APPROVED FOR
OFFICE USE BY A QUALIFIED
PHYSIOTHERAPIST

	Seat Dimensions	Back Dimensions	RRP
CH1910 // CHACHI	D490 W500 H460 - 560	W515 H730	£582.00

• Overall dimensions: D730 W700 H1150 - 1325

FR: Medium
Fabric: Mesh
Mechanism: Synchro 3 / torsion
Arms: 3D Adjustable

FABRIC FINISH

BLACK

BK



CHEETAH

5YR

COMPONENT

GUARANTEE

2YR

UPHOLSTERY

GUARANTEE

152KG

WEIGHT

TOLERANCE

24H

HOURS

USAGE



	Seat Dimensions	Back Dimensions	RRP
CH1110 // LEATHER CHEETAH	D490 W530 H490 - 550	W530 H725	£816.00
CH1111 // FABRIC CHEETAH	D490 W530 H490 - 550	W530 H725	£621.00

• Overall dimensions: D710 W710 H1230 - 1330

CH1110

FR: Low

Fabric: Leather faced

Mechanism: Asynchro / torsion / ratchet back / seat slide

Arms: 2D adjustable

CH1111

FR: Med

Fabric: Wool mix

Mechanism: Asynchro / torsion / ratchet back / seat slide

Arms: 2D adjustable

LEATHER FINISH

BLACK

BK

FABRIC FINISHES

BLACK

BK



PHYSIO APPROVED

ERGONOMIC FEATURES TESTED AND APPROVED FOR OFFICE USE BY A QUALIFIED PHYSIOTHERAPIST

24 HOUR 24 STONE

SUITABLE FOR CONTINUOUS USE IN DEMANDING WORKING ENVIRONMENTS

PANTHER

5YR

COMPONENT

GUARANTEE

2YR

UPHOLSTERY

GUARANTEE

152KG

WEIGHT

TOLERANCE

24H

HOURS

USAGE



	Seat Dimensions	Back Dimensions	RRP
CH1101 // LEATHER PANTHER	D525 W515 H490 - 580	W525 H645	£740.00
CH1108 // FABRIC PANTHER	D525 W515 H490 - 580	W525 H645	£597.00

• Overall dimensions: D650 W670 H1090 - 1175

CH1101

FR: Low

Fabric: Leather faced

Mechanism: Asynchro / torsion / ratchet

Arms: 2D adjustable

CH1108

FR: Med

Fabric: Wool mix

Mechanism: Asynchro / torsion / ratchet

Arms: 2D adjustable

LEATHER FINISH

BLACK

BK

FABRIC FINISHES

MARINE BLUE

BLACK

MA

BK



PHYSIO APPROVED

ERGONOMIC FEATURES TESTED AND APPROVED FOR OFFICE USE BY A QUALIFIED PHYSIOTHERAPIST

24 HOUR 24 STONE

SUITABLE FOR CONTINUOUS USE IN DEMANDING WORKING ENVIRONMENTS

VISTA

5YR
COMPONENT
GUARANTEE

2YR
UPHOLSTERY
GUARANTEE

152KG
WEIGHT
TOLERANCE

24^H
HOURS USAGE

UNLIMITED
FABRICS

**PHYSIO
APPROVED**

ERGONOMIC FEATURES
TESTED AND APPROVED FOR
OFFICE USE BY A QUALIFIED
PHYSIOTHERAPIST

**24 HOUR
24 STONE**

SUITABLE FOR CONTINUOUS
USE IN DEMANDING WORKING
ENVIRONMENTS



	Seat Dimensions	Back Dimensions	RRP
CH0903PU // VISTA HB BLACK PU	D510 W520 H470 - 560	W480 H570	£658.00
CH0903 // VISTA HB FABRIC	D510 W520 H470 - 560	W480 H570	£567.00

• Overall dimensions: D680 W680 H1000 - 1160

FR: Med
Fabric: 100% Man-made
Mechanism: Asynchro / torsion / seat slide / lumbar / ratchet back
Arms: 2D adjustable

PU FINISH

BLACK

BK

FABRIC FINISHES

ROYAL BLUE

CHARCOAL

RB

CH



MARATHON

5YR
COMPONENT
GUARANTEE

2YR
UPHOLSTERY
GUARANTEE

152KG
WEIGHT
TOLERANCE

24^H
HOURS USAGE

**PHYSIO
APPROVED**

ERGONOMIC FEATURES
TESTED AND APPROVED FOR
OFFICE USE BY A QUALIFIED
PHYSIOTHERAPIST

**24 HOUR
24 STONE**

SUITABLE FOR CONTINUOUS
USE IN DEMANDING WORKING
ENVIRONMENTS



	Seat Dimensions	Back Dimensions	RRP
CH1106 // FABRIC MARATHON	D540 W530 H470 - 560	W490 H640	£560.00

• Overall dimensions: D690 W690 H1060 - 1150

CH1106
FR: Med
Fabric: Wool mix
Mechanism: Asynchro / torsion / ratchet back
Arms: 2D adjustable

FABRIC FINISHES

BLACK

BK



CALL CENTRE

5YR

COMPONENT

GUARANTEE

2YR

UPHOLSTERY

GUARANTEE

152KG

WEIGHT

TOLERANCE

24H

HOURS

USAGE

PHYSIO

APPROVED

ERGONOMIC FEATURES
TESTED AND APPROVED FOR
OFFICE USE BY A QUALIFIED
PHYSIOTHERAPIST

24 HOUR

24 STONE

SUITABLE FOR CONTINUOUS
USE IN DEMANDING WORKING
ENVIRONMENTS



	Seat Dimensions	Back Dimensions	RRP
CH0905 // CALL CENTRE	D460 W480 H435 - 520	W430 H540	£485.00

• Overall dimensions: D700 W700 H955 - 1115

FR: Med
Fabric: 100% Man-made
Mechanism: Asynchro / torsion / ratchet back
Arms: 2D adjustable

FABRIC FINISHES	
ROYAL BLUE	BLACK
RB	BK



CONCEPT PLUS

5YR

COMPONENT

GUARANTEE

2YR

UPHOLSTERY

GUARANTEE

115KG

WEIGHT

TOLERANCE

8H

HOURS

USAGE

PHYSIO

APPROVED

ERGONOMIC FEATURES
TESTED AND APPROVED FOR
OFFICE USE BY A QUALIFIED
PHYSIOTHERAPIST



	Seat Dimensions	Back Dimensions	RRP
CH1808 // CONCEPT PLUS	D470 W510 H470 - 590	W480 H580	£341.00

• Overall dimensions: D580 W675 H1035 - 1230

FR: Med
Fabric: 100% Man-made
Mechanism: Asynchro / torsion / seat slide /
ratchet back / lumbar
Arms: 1D adjustable

FABRIC FINISHES	
ROYAL BLUE	BLACK
RB	BK



MAXI ERGO

5YR

COMPONENT

GUARANTEE

2YR

UPHOLSTERY

GUARANTEE

115KG

WEIGHT

TOLERANCE

8H

HOURS

USAGE

PHYSIO
APPROVED

ERGONOMIC FEATURES
TESTED AND APPROVED FOR
OFFICE USE BY A QUALIFIED
PHYSIOTHERAPIST

// NOTE: This chair is only
physio approved when
used with the 1D arm

STOCKED
IN
ADVANTAGE
FABRIC



	Seat Dimensions	Back Dimensions	RRP
CH0808 + AC1040 // MAXI ERGO + 1D ARMS	D500 W520 H500 - 630	W500 H600	£431.00
CH0808 + AC1082 // MAXI ERGO + FOLDING ARMS	D500 W520 H500 - 630	W500 H600	£442.00

• Overall dimensions: D700 W700 H1080 - 1260

FR: Med
Fabric: 100% Man-made
Mechanism: Asynchro / torsion / seat slide / lumbar pump / ratchet back

FABRIC FINISHES		
ROYAL BLUE	CHARCOAL	BLACK
RB	CH	BK



CALYPSO ERGO

2YR

COMPONENT

GUARANTEE

2YR

UPHOLSTERY

GUARANTEE

115KG

WEIGHT

TOLERANCE

8H

HOURS

USAGE

PHYSIO
APPROVED

ERGONOMIC FEATURES
TESTED AND APPROVED FOR
OFFICE USE BY A QUALIFIED
PHYSIOTHERAPIST

// NOTE: This chair is only
physio approved when
used with the 1D arm



	Seat Dimensions	Back Dimensions	RRP
CH2810 + AC1040 // CALYPSO ERGO + 1D ARMS	D445 W460 H470 - 595	W450 H495	£225.00
CH2810 + AC1082 // CALYPSO ERGO + FOLDING ARMS	D445 W460 H470 - 595	W450 H495	£231.00

• Overall dimensions: D640 W640 H990 - 1160

FR: Med
Fabric: 100% Man-made
Mechanism: PCB / lumbar pump

PU FINISH

BLACK
PU

FABRIC FINISHES

ROYAL BLUE	CHARCOAL	CLARET	BLACK
RB	CH	CL	BK



WAVE POSTURE

5 YR
COMPONENT
GUARANTEE

2 YR
UPHOLSTERY
GUARANTEE

115 KG
WEIGHT
TOLERANCE

8 H
HOURS USAGE

PHYSIO
APPROVED

ERGONOMIC FEATURES
TESTED AND APPROVED FOR
OFFICE USE BY A QUALIFIED
PHYSIOTHERAPIST



	Seat Dimensions	Back Dimensions	RRP
CH2000 // WAVE POSTURE	D480 W520 H450 - 565	W500 H830	£480.00

- Overall dimensions: D680 W680 H1150 - 1310

FR: Med
Fabric: 100% Man-made
Mechanism: Synchro 4 / torsion / seat slide
Arms: 2D adjustable

FABRIC FINISHES

BLACK	GREY
BK	GR



BEARING

5 YR
COMPONENT
GUARANTEE

2 YR
UPHOLSTERY
GUARANTEE

150 KG
WEIGHT
TOLERANCE

8 H
HOURS USAGE

MADE
TO
ORDER
21 DAYS

PHYSIO
APPROVED

ERGONOMIC FEATURES
TESTED AND APPROVED FOR
OFFICE USE BY A QUALIFIED
PHYSIOTHERAPIST



	Seat Dimensions	Back Dimensions	RRP
CH2003 // ERGONOMIC POSTURE	D470 W500 H480 - 590	W450 H580	£941.00

- Overall dimensions: D685 W685 H1070

Unlimited Fabric

Please call for pricing

FR: Low
Fabric: 100% Man-made
Mechanism: Synchro / seat slide / lumbar / ratchet back
Arms: 2D adjustable

FABRIC FINISH



ASPECT

5YR
COMPONENT
GUARANTEE

2YR
UPHOLSTERY
GUARANTEE

130 KG
WEIGHT
TOLERANCE

8H
HOURS USAGE

MADE
TO
ORDER
10 DAYS

PHYSIO
APPROVED

ERGONOMIC FEATURES
TESTED AND APPROVED FOR
OFFICE USE BY A QUALIFIED
PHYSIOTHERAPIST



	Seat Dimensions	Back Dimensions	RRP
CH2001 // ERGONOMIC POSTURE	D460 W500 H470 - 570	W450 H540	£651.00

• Overall dimensions: D685 W685 H1070

FR: Low
Fabric: 100% Man-made
Mechanism: Synchro / seat slide / lumbar / ratchet back
Arms: 2D adjustable

FABRIC FINISHES		
BLACK	BLUE	GREY
BK	BL	GR



MODE

5YR
COMPONENT
GUARANTEE

2YR
UPHOLSTERY
GUARANTEE

130 KG
WEIGHT
TOLERANCE

8H
HOURS USAGE

MADE
TO
ORDER
10 DAYS

PHYSIO
APPROVED

ERGONOMIC FEATURES
TESTED AND APPROVED FOR
OFFICE USE BY A QUALIFIED
PHYSIOTHERAPIST



	Seat Dimensions	Back Dimensions	RRP
CH2002 // ERGONOMIC POSTURE	D460 W500 H470 - 570	W450 H540	£651.00

• Overall dimensions: D685 W685 H1020

FR: Low
Fabric: 100% Man-made
Mechanism: Synchro / seat slide / lumbar
Arms: 2D adjustable

FABRIC FINISHES		
BLACK	BLUE	GREY
BK	BL	GR



EXECUTIVE SEATING

// 16

Need something a little fancier? You'll find it here with models to add a touch of high end design to your office without compromising on comfort or style.

CONTENTS

180	Pallas	186	Canasta
180	Whist	186	Gomez
182	Sosa	187	Jack
183	Puma	187	Jack Fabric
183	Baresi		
184	Keno		
184	Montana		
185	Ares		
185	Casino		

PALLAS

5 YR

COMPONENT

GUARANTEE

2 YR

UPHOLSTERY

GUARANTEE

115 KG

WEIGHT

TOLERANCE

8 H

HOURS

USAGE



- Contemporary executive style chair in bonded leather
- Synchro 1 mechanism with torsion control which is lockable in the upright position
- Overall dimensions: D670 W670 H1200 - 1280

	Seat Dimensions	Back Dimensions	RRP
CH3201 // PALLAS	D520 W490 H440 - 520	W490 H910	£659.00

FR: Low
Fabric: Bonded leather
Mechanism: Synchro 1 / torsion
Arms: Fixed

FINISH

BLACK

BK

WHIST

5 YR

COMPONENT

GUARANTEE

2 YR

UPHOLSTERY

GUARANTEE

115 KG

WEIGHT

TOLERANCE

8 H

HOURS

USAGE



- Modern executive office chair
- Generously cushioned seat and back with distinctive stitching detail
- Lock tilt mechanism which is lockable in the upright position
- Overall dimensions: D780 W660 H1110 - 1210

	Seat Dimensions	Back Dimensions	RRP
CH0206 // LEATHER WHIST	D540 W540 H445 - 545	W540 H740	£607.00
CH3206 // FABRIC WHIST	D540 W540 H445 - 545	W540 H740	£455.00

CH0206
FR: Low
Fabric: Leather faced
Mechanism: Lock tilt / torsion
Arms: Fixed

CH3206
FR: Med
Fabric: 100% Man-made
Mechanism: Lock tilt / torsion
Arms: Fixed

LEATHER FINISH

BLACK

BK

FABRIC FINISH

BLACK

BK



SOSA

5 YR
COMPONENT
GUARANTEE

2 YR
UPHOLSTERY
GUARANTEE

115 KG
WEIGHT
TOLERANCE

8 H
HOURS USAGE



- Soft-touch PU seat with chrome frame for style as well as comfort
- Lock-tilt mechanism which is lockable in the upright position
- Tension control knob which can be adjusted to match the user's body weight
- Overall dimensions: D700 W710 H1150 - 1325

	Seat Dimensions	Back Dimensions	RRP
CH1249 // SOSA	D490 W530 H485 - 575	W465 H420	£373.00

FR: Med
Fabric: Leather look
Mechanism: Lock-tilt / torsion
Arms: Fixed

FINISH

BLACK

BK



PUMA

5 YR
COMPONENT
GUARANTEE

2 YR
UPHOLSTERY
GUARANTEE

115 KG
WEIGHT
TOLERANCE

8 H
HOURS USAGE



- Generously padded seat and back with a chrome base and height-adjustable arms
- Curved back to promote good posture and hug the user
- Asynchro mechanism enables complete customisation
- Overall dimensions: D615 W650 H1045 - 1165

	Seat Dimensions	Back Dimensions	RRP
CH1003 // PUMA	D470 W505 H490 - 610	W470 H525	£305.00

FR: Med
Fabric: Leather look
Mechanism: Asynchro
Arms: 1D adjustable

FINISH

BLACK

BK

BARESİ

5 YR
COMPONENT
GUARANTEE

2 YR
UPHOLSTERY
GUARANTEE

115 KG
WEIGHT
TOLERANCE

8 H
HOURS USAGE



- Soft-touch PU seat with chrome frame for style as well as comfort
- Lock-tilt mechanism which is lockable in the upright position
- Tension control knob which can be adjusted to match the user's body weight
- Overall dimensions: D700 W600 H940 - 1030

	Seat Dimensions	Back Dimensions	RRP
CH0789 // BARESİ	D450 W460 H450 - 540	W440 H560	£385.00

FR: Med
Fabric: Leather look
Mechanism: Lock-tilt / torsion
Arms: Fixed

FINISHES

BLACK

BK

WHITE

WH

KENO



- Generously upholstered executive style chair in tough wearing fabric
- Black nylon base with twin wheel hooded castors
- Lock-tilt mechanism which is lockable in the upright position
- Overall dimensions: D690 W690 H1130 - 1230

	Seat Dimensions	Back Dimensions	RRP
CH0137 // KENO FABRIC	D540 W550 H485 - 580	W550 H770	£348.00

FR: Med
Fabric: 100% Man-made
Mechanism: Lock-tilt / torsion
Arms: Fixed

FABRIC FINISH

CHARCOAL
CH

5 YR
COMPONENT
GUARANTEE

2 YR
UPHOLSTERY
GUARANTEE

115 KG
WEIGHT
TOLERANCE

8 H
HOURS USAGE

MONTANA



- Premium grade, leather faced, executive office chair
- Generously cushioned seat and back with a pronounced headrest and padded armrests
- Knee-tilt mechanism can be fixed in four different positions
- Overall dimensions: D720 W720 H1150 - 1230

	Seat Dimensions	Back Dimensions	RRP
CH0240 // MONTANA	D540 W525 H515 - 595	W530 H730	£675.00

FR: Low
Fabric: Leather faced
Mechanism: Knee-tilt 4 / torsion
Arms: Fixed

FINISH

BLACK
BK

ARES



- High leather look back for added comfort
- Chrome base and arm for modern, stylish appearance
- Detailed stitch line on seat and back
- Overall dimensions: D690 W690 H1145 - 1200

	Seat Dimensions	Back Dimensions	RRP
CH0270 // ARES	D530 W530 H495 - 550	W530 H770	£435.00

FR: Med
Fabric: Leather look
Mechanism: Knee-tilt 4 / torsion
Arms: Fixed

FINISH

BLACK
BK

5 YR
COMPONENT
GUARANTEE

2 YR
UPHOLSTERY
GUARANTEE

115 KG
WEIGHT
TOLERANCE

8 H
HOURS USAGE

CASINO



- Chrome base for stylish appearance
- Lock-tilt allows locking in upright position
- High back for added comfort and posture
- Overall dimensions: D750 W640 H1105 - 1205

	Seat Dimensions	Back Dimensions	RRP
CH0211 // CASINO II	D535 W520 H465 - 565	W520 H740	£371.00

FR: Med
Fabric: Leather look
Mechanism: Lock-tilt / torsion
Arms: Fixed

FINISH

BLACK
BK

CANASTA



- High back leather look executive chair with a swivel base and fixed arms
- Stylish stitching detail
- Tension control knob which can be adjusted to match the user's body weight
- Overall dimensions: D720 W650 H1050 - 1145

	Seat Dimensions	Back Dimensions	RRP
CH0768 // CANASTA II LEATHER	D510 W520 H475 - 570	W520 H710	£253.00

FR: Med
Fabric: Leather look
Mechanism: Lock-tilt / torsion
Arms: Fixed

FINISH

BLACK

BK

2YR
COMPONENT
GUARANTEE

2YR
UPHOLSTERY
GUARANTEE

115KG
WEIGHT
TOLERANCE

8H
HOURS USAGE

JACK



- Professional looking PU executive chair with fixed arms
- Black nylon swivel base with twin wheel hooded castors
- Lock-tilt mechanism which is lockable in the upright position
- Overall dimensions: D600 W620 H1020 - 1135

	Seat Dimensions	Back Dimensions	RRP
CH1765 // JACK II	D480 W500 H440 - 555	W500 H630	£213.00

FR: Med
Fabric: Leather look
Mechanism: Lock-tilt / torsion
Arms: Fixed

FINISH

BLACK

BK

2YR
COMPONENT
GUARANTEE

2YR
UPHOLSTERY
GUARANTEE

115KG
WEIGHT
TOLERANCE

8H
HOURS USAGE

GOMEZ



- Professional looking PU executive chair with fixed arms
- Black nylon swivel base with twin wheel hooded castors
- Lock-tilt mechanism which is lockable in the upright position
- Overall dimensions: D500 W585 H920 - 1015

	Seat Dimensions	Back Dimensions	RRP
CH1766 // GOMEZ	D460 W475 H430 - 525	W475 H570	£217.00

FR: Low
Fabric: Leather look
Mechanism: Lock-tilt / torsion
Arms: Fixed

FINISH

BLACK

BK

2YR
COMPONENT
GUARANTEE

2YR
UPHOLSTERY
GUARANTEE

115KG
WEIGHT
TOLERANCE

8H
HOURS USAGE

JACK FABRIC



- Professional looking fabric executive chair with fixed arms
- Black nylon swivel base with twin wheel hooded castors
- Lock-tilt mechanism which is lockable in the upright position
- Overall dimensions: D600 W620 H1020 - 1135

	Seat Dimensions	Back Dimensions	RRP
CH1765 // JACK II FABRIC	D480 W500 H440 - 555	W500 H630	£213.00

FR: Med
Fabric: 100% Man-made
Mechanism: Lock-tilt / torsion
Arms: Fixed

FABRIC FINISHES

CHARCOAL

CH

2YR
COMPONENT
GUARANTEE

2YR
UPHOLSTERY
GUARANTEE

115KG
WEIGHT
TOLERANCE

8H
HOURS USAGE

MEETING & CONFERENCE

// 17

Don't want to stray too far away from the classic meeting chair, but in need of something a bit 'more'? You'll find it here with a range of meeting and conference chairs that take the mundane out of meetings. From a chrome cantilever frame, leather-look finish, or even upholstered in your own choice of fabric— your meeting or conference room needn't conform to the norm ever again!

CONTENTS

190	Arc Four Leg	195	Florence Plastic Armchair	201	Twilight
190	Arc Skid	196	Uni 4-Leg	201	Twilight + Writing Tablet
191	Arc High Stool	196	Uni Skid	202	Club
192	Magix High Back	197	Uni High Chair	202	Club Chrome
192	Magix Mid Back	197	Uni Swivel	202	Club Canteen
193	Pavia Leather	198	Pavilion Armchair	203	Summit Banquet
193	Canasta Leather	199	Renoir Side Chair	203	Summit Meeting
194	Florence Side Chair	199	Renoir Armchair	203	Economy Poly
194	Florence Armchair	200	Jupiter Chrome Side Chair		
195	Florence Plastic Side Chair	200	Jupiter Chrome Armchair		

ARC FOUR LEG

10
STACKS UP TO
10 HIGH

100%
RECYCLABLE

ANTI-
MICROBIAL

CONFORMS TO
BSEN1729
PART 1 & 2

5YR
COMPONENT
GUARANTEE

115KG
WEIGHT
TOLERANCE

8^H
HOURS USAGE



- Designed for use in classrooms, conference rooms, lecture halls and workspaces
- Conforms to BS EN 1729: Part 1& 2 - Strength, Stability and Ergonomics
- Fire Resistant & Antimicrobial
- Overall dimensions: Size 5 - D520 W485 H820. Size 6 - D535 W490 H855

	Seat Dimensions	Back Dimensions
TA1_5 // FOUR LEG SIZE 5	D410 W425 H430	W405 H425
TA1_6 // FOUR LEG SIZE 6	D410 W425 H460	W405 H425

SEAT FINISHES

CORAL	GRAPE	FOREST	MARIGOLD	STEEL BLUE	ANTHRACITE
C	G	F	M	SB	A

FRAME FINISH

BLACK
BK

FR: UL94 V-2
Material: Polypropylene

ARC SKID

8
STACKS UP TO
8 HIGH

100%
RECYCLABLE

ANTI-
MICROBIAL

CONFORMS TO
BSEN1729
PART 1 & 2

5YR
COMPONENT
GUARANTEE

115KG
WEIGHT
TOLERANCE

8^H
HOURS USAGE



- Carefully created and manufactured for its use in conference rooms, lecture halls and even modernised office settings, the Skid chair is truly multipurpose
- Its 'skid' floor-friendly feature is part of the chair's design and overall aesthetic
- Overall dimensions: Size 5 - D500 W520 H825. Size 6 - D545 W530 H855

	Seat Dimensions	Back Dimensions
TA3_5 // SKID SIZE 5	D410 W425 H430	W405 H425
TA3_6 // SKID SIZE 6	D410 W425 H460	W405 H425

SEAT FINISHES

CORAL	GRAPE	FOREST	MARIGOLD	STEEL BLUE	ANTHRACITE
C	G	F	M	SB	A

FRAME FINISH

BLACK
BK

FR: UL94 V-2
Material: Polypropylene

ARC HIGH STOOL

4
STACKS UP TO
4 HIGH

100%
RECYCLABLE

ANTI-
MICROBIAL

CONFORMS TO
BSEN1729
PART 1 & 2

5YR
COMPONENT
GUARANTEE

115KG
WEIGHT
TOLERANCE

8^H
HOURS USAGE



- The Arc Stool is perfect for use primarily within educational settings, laboratories, cafes and lecture halls
- This design gives extra legroom and additional strength through leg frame braces
- Overall dimensions: Size 5 - D590 W510 H1005. Size 6 - D590 W530 H1080

	Seat Dimensions	Back Dimensions
TA5_5 // HIGH STOOL SIZE 5	D410 W425 H610	W405 H425
TA5_6 // HIGH STOOL SIZE 6	D410 W425 H685	W405 H425

SEAT FINISHES

CORAL	GRAPE	FOREST	MARIGOLD	STEEL BLUE	ANTHRACITE
C	G	F	M	SB	A

FRAME FINISH

BLACK
BK

FR: UL94 V-2
Material: Polypropylene



MAGIX HIGH BACK

5^{YR}

COMPONENT
GUARANTEE

2^{YR}

UPHOLSTERY
GUARANTEE

115^{KG}

WEIGHT
TOLERANCE

5^H

HOURS USAGE



- Professional looking high back visitor chairs to suit any office space
- Stylish chrome cantilever base with skid feet
- Overall dimensions: D630 W550 H935

	Seat Dimensions	Back Dimensions	RRP
CH0259 // MAGIX HIGH BACK CANTILEVER	D470 W490 H470	W430 H570	£355.00

FR: Med
Fabric: Leather look
Arms: Fixed

LEATHER FINISH

BLACK

BK

MAGIX MID BACK

5^{YR}

COMPONENT
GUARANTEE

2^{YR}

UPHOLSTERY
GUARANTEE

115^{KG}

WEIGHT
TOLERANCE

5^H

HOURS USAGE



- Professional looking visitor chairs to suit any office space
- Stylish chrome cantilever base with skid feet
- Overall dimensions: D610 W560 H840

	Seat Dimensions	Back Dimensions	RRP
CH0258 // MAGIX MID BACK CANTILEVER	D470 W490 H470	W430 H570	£303.00

FR: Med
Fabric: Leather look
Arms: Fixed

LEATHER FINISH

BLACK

BK

PAVIA LEATHER

5^{YR}

COMPONENT
GUARANTEE

2^{YR}

UPHOLSTERY
GUARANTEE

115^{KG}

WEIGHT
TOLERANCE

8^H

HOURS USAGE



- Professional looking visitor chairs to suit any office space
- Stylish chrome cantilever base with skid feet
- Overall dimensions: D600 W560 H870

	Seat Dimensions	Back Dimensions	RRP
CH2235 // PAVIA LEATHER	D430 W460 H470	W460 H405	£230.00

FR: Med
Fabric: Leather look
Arms: Fixed

LEATHER FINISH

BLACK

BK

CANASTA LEATHER

2^{YR}

COMPONENT
GUARANTEE

2^{YR}

UPHOLSTERY
GUARANTEE

115^{KG}

WEIGHT
TOLERANCE

8^H

HOURS USAGE



- Great value leather-look visitor's chair with fixed arms
- Sturdy black powder-coated cantilever base
- Stylish stitching detail
- Overall dimensions: D625 W620 H980

	Seat Dimensions	Back Dimensions	RRP
CH0766 // CANASTA II LEATHER	D510 W510 H455	W510 H590	£271.00

FR: Med
Fabric: Leather look
Arms: Fixed

LEATHER FINISH

BLACK

BK

FLORENCE SIDE CHAIR

5 YR

COMPONENT

GUARANTEE

2 YR

UPHOLSTERY

GUARANTEE

115 KG

WEIGHT

TOLERANCE

8 H

HOURS

USAGE



- Conference seating range available in a huge selection of colours and fabrics
 - Stylish black frames ensure these chairs look great in any meeting room
 - Plastic skid feet for stability and to avoid floor marking
 - Overall dimensions: D570 W535 H835
- // **NOTE:** Stocked in black fabric

	Seat Dimensions	Back Dimensions	RRP
CH3510 // SIDE CHAIR	D490 W470 H490	W450 H340	£157.00

FR: Med
Fabric: 100% Man-made
Storage: Stacks 4

FABRIC FINISHES

BLACK

BK

FLORENCE ARMCHAIR

5 YR

COMPONENT

GUARANTEE

2 YR

UPHOLSTERY

GUARANTEE

115 KG

WEIGHT

TOLERANCE

8 H

HOURS

USAGE



- Conference seating range available in a vast selection of colours and fabrics
 - Stylish black frames ensure these chairs look great in any meeting room
 - Plastic skid feet for stability and to avoid floor marking
 - Overall dimensions: D570 W615 H835
- // **NOTE:** Stocked in black fabric

	Seat Dimensions	Back Dimensions	RRP
CH3508 // ARMCHAIR	D490 W470 H490	W450 H340	£186.00

FR: Med
Fabric: 100% Man-made
Storage: Stacks 4
Arms: Fixed

FABRIC FINISHES

BLACK

BK

FLORENCE PLASTIC SIDE CHAIR

5 YR

COMPONENT

GUARANTEE

115 KG

WEIGHT

TOLERANCE

8 H

HOURS

USAGE



- Stylish black frames ensure these chairs look great in any meeting room
- Plastic skid feet for stability and to avoid floor marking
- Overall dimensions: D540 W615 H800

	Seat Dimensions	Back Dimensions	RRP
CH3514 // PLASTIC SIDE CHAIR	D470 W460 H450	W440 H300	£144.00

FR: Low
Material: Polypropylene
Storage: Stacks 4

FINISH

BLACK

BK

FLORENCE PLASTIC ARMCHAIR

5 YR

COMPONENT

GUARANTEE

115 KG

WEIGHT

TOLERANCE

8 H

HOURS

USAGE



- Stylish black frames ensure these chairs look great in any meeting room
- Plastic skid feet for stability and to avoid floor marking
- Overall dimensions: D540 W615 H800

	Seat Dimensions	Back Dimensions	RRP
CH3512 // PLASTIC ARMCHAIR	D470 W460 H450	W440 H300	£162.00

FR: Low
Material: Polypropylene
Storage: Stacks 4
Arms: Fixed

FINISH

BLACK

BK

UNI 4-LEG

5^{YR}
COMPONENT
GUARANTEE

115^{KG}
WEIGHT
TOLERANCE

8^H
HOURS USAGE



- Modern style seat shell
- Available with grey frames
- Ideal for classrooms and universities
- Stacks five high
- Overall dimensions: D570 W530 H855

	Seat Dimensions	Back Dimensions
T-UNI-4LEG // 4-LEG	D440 W465 H445	W445 H450

SEAT FINISHES

BLACK

BLUE

GREEN

YELLOW

BK

BL

GR

Y

FRAME FINISHES

GREY

GR

FR: Low
Storage: Stacks 5

UNI SKID

5^{YR}
COMPONENT
GUARANTEE

115^{KG}
WEIGHT
TOLERANCE

8^H
HOURS USAGE



- Modern style seat shell
- Available with grey frames
- Ideal for classrooms and universities
- Stacks five high
- Overall dimensions: D540 W555 H860

	Seat Dimensions	Back Dimensions
T-UNI-SKID // SKID	D440 W465 H425	W445 H450

SEAT FINISHES

BLACK

BLUE

GREEN

YELLOW

BK

BL

GR

Y

FRAME FINISHES

GREY

GR

FR: Low
Storage: Stacks 5

UNI HIGH CHAIR

5^{YR}
COMPONENT
GUARANTEE

115^{KG}
WEIGHT
TOLERANCE

8^H
HOURS USAGE



- Modern style seat shell
- Available with grey frames
- Ideal for classrooms and universities
- Stacks five high
- Overall dimensions: D595 W510 H1115

	Seat Dimensions	Back Dimensions
T-UNI-HIGH // HIGH CHAIR	D460 W465 H705	W445 H430

SEAT FINISHES

BLACK

BLUE

GREEN

YELLOW

BK

BL

GR

Y

FRAME FINISHES

GREY

GR

FR: Low
Storage: Stacks 5

UNI SWIVEL

5^{YR}
COMPONENT
GUARANTEE

115^{KG}
WEIGHT
TOLERANCE

8^H
HOURS USAGE



- Modern style seat shell
- Five-star swivel base
- Ideal for classrooms and universities
- Available with fixed and adjustable D-Kit
- Overall dimensions: D630 W630 H855 - 980 (T-UNI-SWIVEL)

	Seat Dimensions	Back Dimensions
T-UNI-SWIVEL // SWIVEL	D460 W465 H405 - 530	W445 H450
T-UNI-SWIVEL+AC1014 // SWIVEL + FIXED D-KIT	D460 W465 H650 - 775	W445 H450
T-UNI-SWIVEL+AC1042 // SWIVEL + ADJUSTABLE D-KIT	D460 W465 H525 - 780	W445 H450

SEAT FINISHES

BLACK

BLUE

GREEN

YELLOW

BK

BL

GR

Y

FR: Low

PAVILION ARMCHAIR

5 YR

COMPONENT

GUARANTEE

2 YR

UPHOLSTERY

GUARANTEE

115 KG

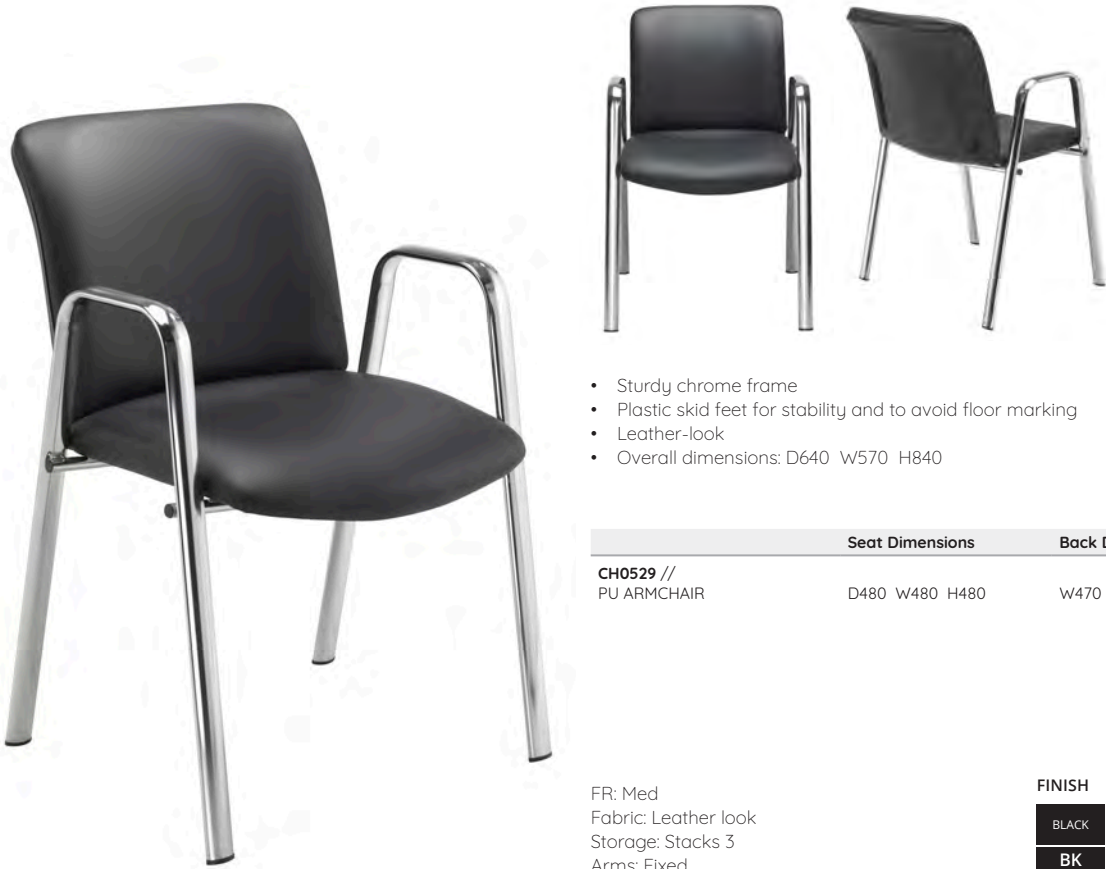
WEIGHT

TOLERANCE

8 H

HOURS

USAGE



- Sturdy chrome frame
- Plastic skid feet for stability and to avoid floor marking
- Leather-look
- Overall dimensions: D640 W570 H840

	Seat Dimensions	Back Dimensions	RRP
CH0529 // PU ARMCHAIR	D480 W480 H480	W470 H400	£218.00

FR: Med
Fabric: Leather look
Storage: Stacks 3
Arms: Fixed

FINISH

BLACK

BK

RENOIR SIDE CHAIR

2 YR

COMPONENT

GUARANTEE

2 YR

UPHOLSTERY

GUARANTEE

115 KG

WEIGHT

TOLERANCE

8 H

HOURS

USAGE



- Stylish wood-framed chair suitable for conference rooms, reception areas and waiting rooms
- Generously upholstered seat and back
- Polished wood frame
- Overall dimensions: D590 W515 H840

	Seat Dimensions	Back Dimensions	RRP
CH0705 // SIDE CHAIR	D490 W410 H465	W400 H295	£163.00

FR: Med
Fabric: 100% Man-made
Storage: Stacks 4

FABRIC FINISHES

ROYAL BLUE

CHARCOAL

RB

CH

RENOIR ARMCHAIR

2 YR

COMPONENT

GUARANTEE

2 YR

UPHOLSTERY

GUARANTEE

115 KG

WEIGHT

TOLERANCE

8 H

HOURS

USAGE



- Stylish wood-framed armchair suitable for conference rooms, reception areas and waiting rooms
- Generously upholstered seat and back
- Polished wood frame
- Overall dimensions: D610 W520 H850

	Seat Dimensions	Back Dimensions	RRP
CH0706 // ARMCHAIR	D485 W465 H470	W400 H295	£158.00

FR: Med
Fabric: 100% Man-made
Storage: Stacks 4
Arms: Fixed

FABRIC FINISHES

ROYAL BLUE

CHARCOAL

RB

CH

JUPITER CHROME SIDE CHAIR

5 YR

COMPONENT

GUARANTEE

2 YR

UPHOLSTERY

GUARANTEE

115 KG

WEIGHT

TOLERANCE

8 H

HOURS

USAGE



- A stylish family of mesh-backed conference seating
- Curved mesh back for comfort
- Plastic skid feet for stability and to avoid floor marking
- Overall dimensions: D550 W465 H860

	Seat Dimensions	Back Dimensions	RRP
CH0785 // CHROME SIDE CHAIR	D460 W465 H485	W450 H300	£128.00

FR: Low
Fabric: Mesh / 100% Man-made
Storage: Stacks 4

FABRIC FINISH

BLACK

BK

JUPITER CHROME ARMCHAIR

5 YR

COMPONENT

GUARANTEE

2 YR

UPHOLSTERY

GUARANTEE

115 KG

WEIGHT

TOLERANCE

8 H

HOURS

USAGE



- A stylish family of mesh-backed conference seating
- Curved mesh back for comfort
- Plastic skid feet for stability and to avoid floor marking
- Overall dimensions: D550 W555 H860

	Seat Dimensions	Back Dimensions	RRP
CH0784 // CHROME ARMCHAIR	D460 W465 H485	W450 H300	£147.00

FR: Low
Fabric: Mesh / 100% Man-made
Storage: Stacks 4
Arms: Fixed

FABRIC FINISH

BLACK

BK

TWILIGHT

2 YR

COMPONENT

GUARANTEE

115 KG

WEIGHT

TOLERANCE

5 H

HOURS

USAGE



- Wipe clean, polypropylene seat and back
- Supplied with integrated linking feet as standard
- Stackable up to 4 high or 25 high on a trolley
- Overall dimensions: D545 W450 H755

// NOTE: Trolley is made to order

	Seat Dimensions	Back Dimensions	RRP
CH0507 // TWILIGHT	D435 W425 H435	W460 H245	£120.00
AC0508 // TWILIGHT TROLLEY	25 chairs		£271.00

FR: Low
Materials: Polypropylene
Storage: Stacks 4

FINISH

BLACK

BK

TWILIGHT + WRITING TABLET

2 YR

COMPONENT

GUARANTEE

115 KG

WEIGHT

TOLERANCE

5 H

HOURS

USAGE

MADE TO ORDER
7 DAYS



- Wipe clean, polypropylene seat and back
- Supplied with integrated linking feet as standard
- Folding, adjustable arm tablet
- Overall dimensions: D555 W500 H760

	Seat Dimensions	Back Dimensions	RRP
CH0507 + AC0507 // TWILIGHT + WRITING TABLET	D250 W290	W500 H690	£178.00

FR: Low
Materials: Polypropylene

FINISH

BLACK

BK

CLUB



- Cushioned seat and back for added comfort
- Robust black frame
- Available in eight stocked finishes and unlimited fabrics
- Overall dimensions: D610 W530 H810

	Seat Dimensions	Back Dimensions	RRP
CH0500 // CLUB	D415 W470 H465	W470 H335	£74.00
CH0500PU // CLUB PU	D415 W470 H465	W470 H335	£78.00

FABRIC FINISHES

ROYAL BLUE	CHARCOAL	CLARET	BLACK	GREEN	RED
RB	CH	CL	BK	GN	RD

PU FINISHES

BLUE	BLACK
BL	BK

FR: Med
Fabric: 100% Man-made
Storage: Stacks 4

5 YR COMPONENT GUARANTEE	2 YR UPHOLSTERY GUARANTEE	115 KG WEIGHT TOLERANCE	8 H HOURS USAGE
--------------------------------	---------------------------------	-------------------------------	--------------------

CLUB CHROME



- Cushioned seat and back for added comfort
- Robust chrome frame
- Available in six stocked finishes and unlimited fabrics
- Overall dimensions: D610 W530 H810

	Seat Dimensions	Back Dimensions	RRP
CH0503 // CLUB CHROME	D415 W470 H465	W470 H335	£81.00
CH0503PU // CLUB CHROME PU	D415 W470 H465	W470 H335	£85.00

FABRIC FINISHES

ROYAL BLUE	CHARCOAL	BLACK	GREEN
RB	CH	BK	GN

PU FINISHES

BLUE	BLACK
BL	BK

FR: Med
Fabric: 100% Man-made
Storage: Stacks 4

5 YR COMPONENT GUARANTEE	2 YR UPHOLSTERY GUARANTEE	115 KG WEIGHT TOLERANCE	8 H HOURS USAGE
--------------------------------	---------------------------------	-------------------------------	--------------------

CLUB CANTEEN



- Wipe clean, polypropylene seat and back
- Robust, powder coated, black frame
- Overall dimensions: D530 W610 H805

	Seat Dimensions	Back Dimensions	RRP
CH0506 // CLUB CANTEEN	D390 W460 H435	W460 H320	£68.00

FINISHES

BLUE	BLACK
BL	BK

FR: Low
Material: Polypropylene
Storage: Stacks 8

© 2020 All Rights Reserved. All Rights Reserved.

SUMMIT BANQUET



- High fabric back with handle to aid easy setup and movement
- Powder-coated black metal frame
- Overall dimensions: D580 W440 H850

	Seat Dimensions	Back Dimensions	RRP
CH0519 // SUMMIT BANQUET	D390 W400 H470	W325 H300	£112.00

FABRIC FINISHES

ROYAL BLUE	CHARCOAL
RB	CH

FR: Med
Fabric: 100% Man-made
Storage: Stacks 4

2 YR COMPONENT GUARANTEE	2 YR UPHOLSTERY GUARANTEE	115 KG WEIGHT TOLERANCE	8 H HOURS USAGE
--------------------------------	---------------------------------	-------------------------------	--------------------

SUMMIT MEETING



- Cushioned seat and back for added comfort
- Chrome cantilever frame
- Overall dimensions: D565 W490 H835

	Seat Dimensions	Back Dimensions	RRP
CH0501 // SUMMIT MEETING	D460 W490 H510	W480 H325	£152.00

FABRIC FINISH

CHARCOAL
CH

FR: Med
Fabric: 100% Man-made
Storage: Stacks 4

2 YR COMPONENT GUARANTEE	2 YR UPHOLSTERY GUARANTEE	115 KG WEIGHT TOLERANCE	8 H HOURS USAGE
--------------------------------	---------------------------------	-------------------------------	--------------------

ECONOMY POLY



- Wipe clean, polypropylene seat and back
- Robust, powder coated, black frame
- Overall dimensions: D520 W485 H750

	Seat Dimensions	Back Dimensions	RRP
ECOPOLY // ECONOMY POLY	D395 W430 H450	W430 H350	£57.00

FINISHES

BLACK	BLUE	RED	GREY
BK	BL	RD	GR

FR: Med
Storage: Stacks 4

5 YR COMPONENT GUARANTEE	115 KG WEIGHT TOLERANCE	5 H HOURS USAGE
--------------------------------	-------------------------------	--------------------

OPERATOR SEATING

// 18

This range of chairs allows you to operate to your fullest ability. Designed with practicality in mind, they are easy to use and support 9 to 5 workers while maintaining a level of style and comfort.



CONTENTS

206	Concept Mid Back	210	Zoom High Back	215	Concept Adjustable D-kit
206	Concept High Back	211	Lean Stool	216	Operator Chair Arms
207	Concept Deluxe	212	Factory	217	Accessories
207	Concept Plus	212	Factory 2 Lever		
208	Calypso Single Lever	213	Factory High		
208	Calypso	213	Factory 2 Lever High		
209	Calypso Deluxe	214	Zoom Fixed D-kit		
209	Calypso Mesh	214	Zoom Adjustable D-kit		
210	Zoom Mid Back	215	Concept Fixed D-kit		

CONCEPT MID BACK

5 YR
COMPONENT
GUARANTEE

2 YR
UPHOLSTERY
GUARANTEE

115 KG
WEIGHT
TOLERANCE

8 H
HOURS USAGE



- Deep cushioned seat and back upholstered in a tough wearing fabric
 - Permanent contact back (PCB) ensures user comfort for up to eight hours
 - Backrest angle can be fixed or set to free float with the user
 - Overall dimensions: D700 W700 H850 - 1060
- // NOTE: see page 216 for arm options

	Seat Dimensions	Back Dimensions	RRP
CH0803 // CONCEPT MB	D470 W490 H460 - 585	W420 H410	£202.00

FR: Med
Fabric: 100% Man-made
Mechanism: PCB

FABRIC FINISHES	
ROYAL BLUE	CHARCOAL
RB	CH

CONCEPT HIGH BACK

5 YR
COMPONENT
GUARANTEE

2 YR
UPHOLSTERY
GUARANTEE

115 KG
WEIGHT
TOLERANCE

8 H
HOURS USAGE



- Deep cushioned seat and back upholstered in a tough wearing fabric
 - Permanent contact back (PCB) ensures user comfort for up to eight hours
 - Backrest angle can be fixed or set to free float with the user
 - Overall dimensions: D700 W700 H955 - 1135
- // NOTE: see page 216 for arm options

	Seat Dimensions	Back Dimensions	RRP
CH0802 // CONCEPT HB	D460 W490 H460 - 585	W445 H510	£201.00

FR: Med
Fabric: 100% Man-made
Mechanism: PCB

FABRIC FINISHES	
ROYAL BLUE	CHARCOAL
RB	CH

CONCEPT DELUXE

5 YR
COMPONENT
GUARANTEE

2 YR
UPHOLSTERY
GUARANTEE

115 KG
WEIGHT
TOLERANCE

8 H
HOURS USAGE



- Deep cushioned seat and back upholstered in a tough wearing fabric
 - Asynchro mechanism allows each user to adapt the chair to their needs
 - Overall dimensions: D700 W700 H955 - 1135
- // NOTE: see page 216 for arm options

	Seat Dimensions	Back Dimensions	RRP
CH0801 // CONCEPT DELUXE	D460 W490 H460 - 585	W445 H510	£201.00

FR: Med
Fabric: 100% Man-made
Mechanism: Asynchro

FABRIC FINISHES	
ROYAL BLUE	CHARCOAL
RB	CH

CONCEPT PLUS

5 YR
COMPONENT
GUARANTEE

2 YR
UPHOLSTERY
GUARANTEE

115 KG
WEIGHT
TOLERANCE

8 H
HOURS USAGE



PHYSIO
APPROVED

ERGONOMIC FEATURES
TESTED AND APPROVED FOR
OFFICE USE BY A QUALIFIED
PHYSIOTHERAPIST

- Deep cushioned seat and back upholstered in a tough wearing fabric
- 1-dimensional adjustable arms included as standard
- Inflatable lumbar pump for extra support
- Adjustable ratchet back and seat slide
- Overall dimensions: D580 W675 H1035 - 1230

	Seat Dimensions	Back Dimensions	RRP
CH1808 // CONCEPT PLUS	D470 W510 H470 - 590	W480 H580	£341.00

FR: Med
Fabric: 100% Man-made
Mechanism: Asynchro / torsion / seat slide / ratchet back / lumbar
Arms: 1D adjustable

FABRIC FINISHES	
ROYAL BLUE	BLACK
RB	BK

CALYPSO SINGLE LEVER

2YR
COMPONENT
GUARANTEE

2YR
UPHOLSTERY
GUARANTEE

115KG
WEIGHT
TOLERANCE

8^H
HOURS USAGE



- Deep cushioned seat and back upholstered in a tough wearing fabric
 - Fixed back with solid steel support bar for maximum strength
 - Overall dimensions: D640 W640 H1010 - 1140
- // **NOTE:** see page 216 for arm options

	Seat Dimensions	Back Dimensions	RRP
CH2804 // CALYPSO SINGLE LEVER	D440 W460 H485 - 615	W450 H490	£147.00

FR: Med
Fabric: 100% Man-made
Mechanism: Fixed

FABRIC FINISHES

ROYAL
BLUE

BLACK

RB

BK

CALYPSO DELUXE

2YR
COMPONENT
GUARANTEE

2YR
UPHOLSTERY
GUARANTEE

115KG
WEIGHT
TOLERANCE

8^H
HOURS USAGE



- Asynchro mechanism allows independent adjustment of height, back and seat angle
 - Backrest angle can be fixed or set to free float with the user
 - Overall dimensions: D640 W640 H985 - 1175
- // **NOTE:** see page 216 for arm options

	Seat Dimensions	Back Dimensions	RRP
CH2801PU // CALYPSO HB DELUXE PU	D450 W450 H475 - 610	W445 H490	£176.00
CH2801 // CALYPSO HB DELUXE	D450 W450 H475 - 610	W445 H490	£165.00

FR: Med
Fabric: 100% Man-made
Mechanism: Asynchro

PU FINISH

BLACK

BK

FABRIC FINISHES

ROYAL
BLUE

CHARCOAL

BLACK

RB

CH

BK

CALYPSO

2YR
COMPONENT
GUARANTEE

2YR
UPHOLSTERY
GUARANTEE

115KG
WEIGHT
TOLERANCE

8^H
HOURS USAGE



- Deep cushioned seat and back upholstered in a tough wearing fabric
 - Permanent contact back (PCB) ensures user comfort for up to eight hours
 - Backrest angle can be fixed or set to free float with the user
 - Overall dimensions: D640 W640 H985 - 1175
- // **NOTE:** see page 216 for arm options

	Seat Dimensions	Back Dimensions	RRP
CH2800PU // CALYPSO HB PU	D450 W460 H475 - 610	W440 H490	£144.00
CH2800 // CALYPSO HB	D450 W460 H475 - 610	W440 H490	£148.00

FR: Med
Fabric: 100% Man-made
Mechanism: PCB

PU FINISH

BLACK

BK

FABRIC FINISHES

ROYAL
BLUE

CHARCOAL

BLACK

RB

CH

BK

CALYPSO MESH

2YR
COMPONENT
GUARANTEE

2YR
UPHOLSTERY
GUARANTEE

115KG
WEIGHT
TOLERANCE

8^H
HOURS USAGE



- Permanent contact back (PCB) ensures user comfort for up to eight hours
 - Black mesh as stanard
 - Overall dimensions: D640 W640 H1010 - 1175
- // **NOTE:** see page 216 for arm options

	Seat Dimensions	Back Dimensions	RRP
CH2803 // CALYPSO MESH	D450 W460 H475 - 600	W415 H540	£189.00

FR: Low
Fabric: Mesh / 100% Man-made
Mechanism: PCB

FABRIC FINISHES

ROYAL
BLUE

CHARCOAL

BLACK

RB

CH

BK

ZOOM MID BACK

2 YR

COMPONENT

GUARANTEE

2 YR

UPHOLSTERY

GUARANTEE

100 KG

WEIGHT

TOLERANCE

5 H

HOURS

USAGE



- Deep cushioned seat and back upholstered in a tough wearing fabric
 - Height adjustable seat
 - Overall dimensions: D600 W600 H850 - 1030
- // NOTE:** see page 216 for arm options

	Seat Dimensions	Back Dimensions	RRP
CH0709 // ZOOM MB	D440 W450 H480 - 605	W430 H400	£139.00

FR: Med
Fabric: 100% Man-made
Mechanism: Fixed

FABRIC FINISHES

ROYAL BLUE

CHARCOAL

RB

CH

ZOOM HIGH BACK

2 YR

COMPONENT

GUARANTEE

2 YR

UPHOLSTERY

GUARANTEE

100 KG

WEIGHT

TOLERANCE

5 H

HOURS

USAGE



- Deep cushioned seat and back upholstered in a tough wearing fabric
 - Fixed back mechanism
 - Height adjustable seat
 - Overall dimensions: D600 W600 H1000 - 1130
- // NOTE:** see page 216 for arm options

	Seat Dimensions	Back Dimensions	RRP
CH0707 // ZOOM HB	D450 W460 H485 - 615	W430 H500	£143.00

FR: Med
Fabric: 100% Man-made
Mechanism: Fixed

FABRIC FINISHES

ROYAL BLUE

CHARCOAL

RB

CH

LEAN STOOL

2 YR

COMPONENT

GUARANTEE

2 YR

UPHOLSTERY

GUARANTEE

115 KG

WEIGHT

TOLERANCE

5 H

HOURS

USAGE



- Specially designed with Sit-Stand desking in mind
- Encourages good posture plus activates your core while you sit
- Simple gas height adjustment with the handle under the seat
- Set on a sturdy rectangular base with anti-slip technology
- Overall dimensions: D380 W430 H535 - 755

	Seat Dimensions	Back Dimensions	RRP
CH1258 // LEAN STOOL	D240 W370 H535 - 755		£272.00

FR: Med
Fabric: 100% Man-made
Mechanism: Integrated fixed

FABRIC FINISH

BLACK

BK

FABRIC FINISH

WHITE

WH



FACTORY

5YR

COMPONENT

GUARANTEE

115KG

WEIGHT

TOLERANCE

8^H

HOURS

USAGE



- Versatile chair designed for assembly lines, science labs, factories and workshops
- Hard-wearing, wipe clean, polyurethane seat and back
- Height adjustable seat
- Overall dimensions: D600 W600 H830 - 955

	Seat Dimensions	Back Dimensions	RRP
CH0504 // FACTORY	D440 W470 H465 - 590	W410 H310	£168.00

FR: Low
Fabric: Polyurethane
Mechanism: Fixed

FINISH

BLACK

BK

FACTORY 2 LEVER

5YR

COMPONENT

GUARANTEE

115KG

WEIGHT

TOLERANCE

8^H

HOURS

USAGE



- Versatile chair designed for assembly lines, science labs, factories and workshops
- Hard-wearing, wipe clean, polyurethane seat and back
- Height adjustable seat and backrest with PCB mechanism
- Overall dimensions: D600 W600 H915 - 1045

	Seat Dimensions	Back Dimensions	RRP
CH0505 // FACTORY II	D430 W465 H445 - 575	W420 H310	£197.00

FR: Low
Fabric: Polyurethane
Mechanism: PCB

FINISH

BLACK

BK

FACTORY HIGH

5YR

COMPONENT

GUARANTEE

115KG

WEIGHT

TOLERANCE

8^H

HOURS

USAGE



- Versatile chair designed for assembly lines, science labs, factories and workshops
- Hard-wearing, wipe clean, polyurethane seat and back
- Static or adjustable high rise draughtsman kit increases seat height to a maximum 845 mm
- Overall dimensions: Static - D600 W600 H1080 - 1205. Adjustable - D600 W600 H950 - 1210

	Seat Dimensions	Back Dimensions	RRP
CH0504 + AC1014 // FACTORY HIGH STATIC	D440 W470 H715 - 830	W410 H310	£245.00
CH0504 + AC1042 // FACTORY HIGH ADJUSTABLE	D440 W470 H595 - 845	W410 H310	£247.00

FR: Low
Fabric: Polyurethane
Mechanism: Fixed
D-kit: Static / adjustable

FINISH

BLACK

BK

// NOTE: Model Shown has static D-kit

FACTORY 2 LEVER HIGH

5YR

COMPONENT

GUARANTEE

115KG

WEIGHT

TOLERANCE

8^H

HOURS

USAGE



- Versatile chair designed for assembly lines, science labs, factories and workshops
- Hard-wearing, wipe clean, polyurethane seat and back with PCB mechanism
- Static or adjustable high rise draughtsman kit increases seat height to a maximum 835 mm
- Overall dimensions: Static - D600 W600 H1170 - 1300. Adjustable - D600 W600 H1000 - 1250

	Seat Dimensions	Back Dimensions	RRP
CH0505 + AC1014 // FACTORY II HIGH STATIC	D430 W465 H705 - 835	W420 H310	£274.00
CH0505 + AC1042 // FACTORY II HIGH ADJUSTABLE	D430 W465 H565 - 820	W420 H310	£276.00

FR: Low
Fabric: Polyurethane
Mechanism: PCB
D-kit: Static / adjustable

FINISH

BLACK

BK

// NOTE: Model Shown has adjustable D-kit

ZOOM FIXED D-KIT

2^{YR}
COMPONENT
GUARANTEE

2^{YR}
UPHOLSTERY
GUARANTEE

110^{KG}
WEIGHT
TOLERANCE

5^H
HOURS USAGE



- Static high rise draughtsman kit increases seat height to a maximum 870 mm
- Fixed foot-ring
- Supplied with glides
- Overall dimensions: D600 W600 H1100 - 1280

	Seat Dimensions	Back Dimensions	RRP
CH0709 + AC1014 // ZOOM MB FIXED D-KIT	D445 W460 H730 - 855	W435 H410	£217.00

FR: Med
Fabric: 100% Man-made
Mechanism: Fixed

FABRIC FINISHES

ROYAL
BLUE

CHARCOAL

RB

CH

ZOOM ADJUSTABLE D-KIT

2^{YR}
COMPONENT
GUARANTEE

2^{YR}
UPHOLSTERY
GUARANTEE

110^{KG}
WEIGHT
TOLERANCE

5^H
HOURS USAGE



- Adjustable high rise draughtsman kit increases seat height to a maximum 865 mm
- Adjustable foot-ring
- Supplied with glides
- Overall dimensions: D600 W640 H1000 - 1280

	Seat Dimensions	Back Dimensions	RRP
CH0709 + AC1042 // ZOOM MB ADJUSTABLE D-KIT	D445 W460 H630 - 855	W435 H410	£219.00

FR: Med
Fabric: 100% Man-made
Mechanism: Fixed

FABRIC FINISHES

ROYAL
BLUE

CHARCOAL

RB

CH

CONCEPT FIXED D-KIT

5^{YR}
COMPONENT
GUARANTEE

2^{YR}
UPHOLSTERY
GUARANTEE

115^{KG}
WEIGHT
TOLERANCE

8^H
HOURS USAGE



- Static high rise draughtsman kit increases seat height to a maximum 835 mm
- Fixed foot-ring
- Supplied with glides
- Overall dimensions: D700 W700 H840 - 970

	Seat Dimensions	Back Dimensions	RRP
CH0803 + AC1014 // CONCEPT MB FIXED D-KIT	D475 W470 H705 - 835	W420 H400	£280.00

FR: Med
Fabric: 100% Man-made
Mechanism: PCB

FABRIC FINISHES

ROYAL
BLUE

CHARCOAL

RB

CH

CONCEPT ADJUSTABLE D-KIT

5^{YR}
COMPONENT
GUARANTEE

2^{YR}
UPHOLSTERY
GUARANTEE

115^{KG}
WEIGHT
TOLERANCE

8^H
HOURS USAGE



- Adjustable high rise draughtsman kit increases seat height to a maximum 830 mm
- Adjustable foot-ring
- Supplied with glides
- Overall dimensions: D700 W700 H840 - 970

	Seat Dimensions	Back Dimensions	RRP
CH0803 + AC1042 // CONCEPT MB ADJUSTABLE D-KIT	D475 W470 H585 - 830	W420 H400	£282.00

FR: Med
Fabric: 100% Man-made
Mechanism: PCB

FABRIC FINISHES

ROYAL
BLUE

CHARCOAL

RB

CH

OPERATOR CHAIR ARMS

ZOOM ARMS



2 YR
COMPONENT
GUARANTEE

Description	RRP
AC1041	FIXED ARMS
	£34.00

FINISH

- BLACK
- BK

CALYPSO II & CONCEPT ARMS



5 YR
COMPONENT
GUARANTEE

Description	RRP
AC1002	FIXED ARMS
	£54.00

FINISH

- BLACK
- BK



5 YR
COMPONENT
GUARANTEE

Description	RRP
AC1040	1D ADJUSTABLE ARMS
	£57.00

FINISH

- BLACK
- BK



5 YR
COMPONENT
GUARANTEE

Description	RRP
AC1082	FOLDING ARMS
	£68.00

FINISH

- BLACK
- BK

ACCESSORIES

5 STAR BASE



Description	RRP
AC1024	CHROME BASE
	£43.00

TECHNICAL



Description	RRP
AC1042	HI-RISE ADJUSTABLE KIT
	£82.00



Description	RRP
AC1014	STATIC KIT
	£80.00

// FACTORY CHAIRS

Your comfort and safety is our primary concern. We advise never to use the Factory range D-kits on any chair with a tilting seat, or to use anything other than the glides provided. Castors are not recommended with any draughtsman kit.

CASTORS / GLIDES



Description	RRP
AC1030	11mm ONION GLIDES
	£6.00



Description	RRP
AC1031	11mm FLAT GLIDES
	£6.00



Description	RRP
AC1050	ANTI-STATIC CASTORS
	£52.00



Description	RRP
AC1047	BRAKE LOADED CASTORS
	£16.00



Description	RRP
AC1048	BRAKE UNLOADED CASTORS
	£22.00



Description	RRP
AC1058	CHROME CASTORS
	£26.00

// NOTE: Sold as singles



Description	RRP
AC1051	SOFT TYPE CASTORS
	£7.00

CAFE & DINING

// 19

A stylish and alternative café and dining area can completely transform a working environment. We have carefully selected these contemporary products with this in mind.

CONTENTS

220	Ariel Chrome Leg	230	Plaza Armchair
220	Ariel Spider Base	230	Plaza Table
222	Picasso Contract	231	Morph Folding Chair
224	Picasso Lite	231	Morph Rectangular Folding Table
224	Ellipse 4-Leg	232	Folding Chair
225	Ellipse Trumpet	232	Flat Folding Chair
226	Picnic	233	Folding Chair Trolley
228	Stork		
228	Astral High Tables		

ARIEL CHROME LEG

5YR
COMPONENT
GUARANTEE

115KG
WEIGHT
TOLERANCE

8H
HOURS USAGE



- Easy-clean seat and chrome four-leg base
- Revised seat shell to aid posture and comfort
- Stacks four high
- Overall dimensions: D590 W590 H870

	Seat Dimensions	Back Dimensions	RRP
CH2507 // CHROME 4-LEG	D370 W380 H440	W430 H470	£158.00

FR: Low
Material: Polypropylene
Storage: Stacks 4

FINISHES

GREEN	RED	BLUE
GR	RD	BU

ARIEL SPIDER BASE

5YR
COMPONENT
GUARANTEE

115KG
WEIGHT
TOLERANCE

8H
HOURS USAGE



- Easy-clean seat and white spider base with castors
- Revised seat shell to aid posture and comfort
- Overall dimensions: D590 W590 H860 - 920

	Seat Dimensions	Back Dimensions	RRP
CH2509 // SPIDER BASE	D370 W380 H430 - 490	W430 H470	£173.00

FR: Low
Material: Polypropylene
Mechanism: Fixed

FINISHES

GREEN	RED	BLUE
GR	RD	BU



PICASSO CONTRACT

5YR

COMPONENT

GUARANTEE

115KG

WEIGHT

TOLERANCE

8H

HOURS

USAGE



- Welded chrome frame
- Stackable up to four high
- Plastic capped feet
- Suitable for cafe and canteens
- Overall dimensions: D525 W485 H880

	Seat Dimensions	Back Dimensions	RRP
CH0672BE // BEECH	D380 W440 H460	W430 H400	£145.00

FR: Low
Material: Wood veneer
Storage: Stacks 4

FINISH

BEECH

BE

PICASSO CONTRACT

5YR

COMPONENT

GUARANTEE

115KG

WEIGHT

TOLERANCE

8H

HOURS

USAGE



- Welded chrome frame
- Stackable up to four high
- Plastic capped feet
- Suitable for cafe and canteens
- Overall dimensions: D525 W485 H880

	Seat Dimensions	Back Dimensions	RRP
CH0672WA // WALNUT	D380 W440 H460	W430 H400	£145.00

FR: Low
Material: Wood veneer
Storage: Stacks 4

FINISH

WALNUT

WA

PICASSO CONTRACT

5YR

COMPONENT

GUARANTEE

115KG

WEIGHT

TOLERANCE

8H

HOURS

USAGE



- Welded chrome frame
- Stackable up to four high
- Plastic capped feet
- Suitable for cafe and canteens
- Overall dimensions: D525 W485 H880

	Seat Dimensions	Back Dimensions	RRP
CH0672WH // WHITE	D380 W440 H460	W430 H400	£145.00

FR: Low
Material: High gloss lacquer
Storage: Stacks 4

FINISH

WHITE

WH



PICASSO LITE



- Distinctive stacking chair with a contemporary look
- Polished veneer seat and back
- Chrome frame with plastic feet
- Overall dimensions: D550 W440 H865

	Seat Dimensions	Back Dimensions	RRP
CH0514BE // PICASSO LITE BEECH	D380 W440 H465	W430 H400	£106.00
CH0514WA // PICASSO LITE WALNUT	D380 W440 H465	W430 H400	£126.00

FR: Low
Material: Wood veneer
Storage: Stacks 4

FINISHES

BEECH	WALNUT
BE	WA

2YR
COMPONENT
GUARANTEE

110KG
WEIGHT
TOLERANCE

5H
HOURS USAGE

ELLIPSE 4-LEG



- Plastic capped feet for stability
- Durable and easy-clean top
- Chrome legs

	Dimensions	RRP
CH0675 // 4-LEG	D800 W800 H715	£315.00

Material: Wood veneer /
white in high gloss lacquer

FINISHES

BEECH	WALNUT	WHITE
BE	WA	WH

2YR
COMPONENT
GUARANTEE

18MM
TOP
THICKNESS

ELLIPSE TRUMPET



- Heavy flared base for stability
- Durable and easy-clean top
- Chrome trumpet base

	Dimensions	RRP
CH0676 // TRUMPET	D800 W800 H715	£313.00

Material: Wood veneer /
white in high gloss lacquer

FINISHES

BEECH	WALNUT	WHITE
BE	WA	WH

2YR
COMPONENT
GUARANTEE

18MM
TOP
THICKNESS



PICNIC

5YR
COMPONENT
GUARANTEE

25MM
TOP
THICKNESS

MADE
TO
ORDER
28 DAYS



- 25mm top thickness
- Heavy duty frame (KD)
- Two height options available

BENCH

	Dimensions			RRP
	W	D	H	
PCB1435 (FITS 1600 LOW TABLE)	1400	350	410	£596.00
PCB1635 (FITS 1800 LOW TABLE)	1600	350	410	£598.00
PCB1835 (FITS 2000 LOW TABLE)	1800	350	410	£599.00

LOW TABLE

	Dimensions			RRP
	W	D	H	
PCTL1680	1600	800	740	£722.00
PCTL1880	1800	800	740	£738.00
PCTL2000	2000	800	740	£795.00

HIGH TABLE

	Dimensions			RRP
	W	D	H	
PCTH1680	1600	800	1100	£786.00
PCTH1880	1800	800	1100	£802.00
PCTH2000	2000	800	1100	£859.00

TOP FINISHES // FRAME FINISHES

ANTHRACITE

GREY

WHITE

//

WHITE

SILVER

ANT

GRY

WHT

WH

SV



STORK



- Sculpted seat and back with wood veneer finish or high gloss lacquer
- Height adjustable seat
- Chrome trumpet base
- Overall dimensions: D405 W400 H845 - 1065

	Seat Dimensions	Back Dimensions	RRP
CH0670 // HIGH CHAIR	D350 W400 H585 - 805	W405 H240	£159.00

FR: Low
Material: Wood veneer / white is high gloss lacquer
Mechanism: Fixed

FINISHES		
BEECH	WALNUT	WHITE
BE	WA	WH

5 YR
COMPONENT
GUARANTEE

115 KG
WEIGHT
TOLERANCE

5 H
HOURS USAGE

ASTRAL HIGH TABLE



- Heavy flared base for stability
- Durable and easy-clean top
- Chrome trumpet base

	Dimensions	RRP
CH0677 // HIGH TABLE	D600 W600 H1045	£351.00

FR: Low
Material: Wood veneer / white in high gloss lacquer

FINISHES		
BEECH	WALNUT	WHITE
BE	WA	WH

2 YR
COMPONENT
GUARANTEE

18 MM
TOP
THICKNESS



PLAZA ARMCHAIR

2YR

COMPONENT

GUARANTEE

115KG

WEIGHT

TOLERANCE

8H

HOURS

USAGE



- Stylish open construction for comfort on sunny days
 - Polished aluminium frame
 - Sturdy and durable, for indoor or outdoor use
 - Overall dimensions: D550 W555 H730
- // **NOTE:** Not suitable for outdoor storage

	Seat Dimensions	Back Dimensions	RRP
CH0653 // ARMCHAIR	D400 W435 H430	W340 H390	£138.00

FR: Low
Material: Aluminium
Storage: Stacks 8
Arms: Fixed

PLAZA TABLE

2YR

COMPONENT

GUARANTEE



- Stylish round aluminium table to complement our range of chairs
 - Polished aluminium top and base
 - Sturdy and durable, for indoor or outdoor use
- // **NOTE:** Not suitable for outdoor storage

	Dimensions	RRP
CH0651 // TABLE	D600 W600 H695	£194.00

FR: Low
Material: Aluminium

MORPH FOLDING CHAIR

2YR

COMPONENT

GUARANTEE

115KG

WEIGHT

TOLERANCE

5H

HOURS

USAGE



- Durable off-white folding chair with moulded handle and plastic feet
- Sturdy dark grey metal legs and frame
- Wipe-clean surfaces and hinged folding mechanism
- Overall dimensions: D520 W460 H830

	Seat Dimensions	Back Dimensions	RRP
OF0410WH // FOLDING CHAIR	D420 W390 H460	W460 H280	£91.00

FR: Low
Material: Polypropylene
Storage: Folding

FINISH

OFF

WHITE

WH

MORPH RECTANGULAR FOLDING TABLE

2YR

COMPONENT

GUARANTEE

25KG

WEIGHT

TOLERANCE



- Rectangular folding table with an off-white plastic top
- Sturdy dark grey metal legs and frame
- Wipe-clean top with rounded edges

	Dimensions	RRP
OF0403WH // 1210 TABLE	D600 W1210 H740	£121.00
OF0402WH // 1510 TABLE	D760 W1510 H740	£170.00
OF0401WH // 1830 TABLE	D760 W1830 H740	£201.00

FR: Low
Material: Polypropylene
Storage: Folding

FINISH

OFF

WHITE

WH

FOLDING CHAIR

2YR

COMPONENT

GUARANTEE

100KG

WEIGHT

TOLERANCE

8H

HOURS

USAGE



- Available in blue, charcoal and burgundy finish
- Folds flat for neat and easy storage
- Comfortable contoured seat and back
- Integral linking clip
- Overall dimensions: D450 W445 H885

	Seat Dimensions	Back Dimensions
TCFAFC2LK // FOLDING CHAIR	D395 W400 H450	W450 H240

FR: Low
Material: Polypropylene

FINISHES

BLUE

CHARCOAL

BURGUNDY

B

C

BU

FLAT FOLDING CHAIR

2YR

COMPONENT

GUARANTEE

100KG

WEIGHT

TOLERANCE

8H

HOURS

USAGE



- With a high, enhanced contoured back, it offers increased levels of style and comfort for longer periods of sitting
- Folds for easy compact storage
- Overall dimensions: D460 W445 H820

	Seat Dimensions	Back Dimensions
TCFLFC // FOLDING CHAIR	D395 W400 H430	W445 H160

FR: Low
Material: Polypropylene

FINISHES

BLUE

CHARCOAL

BURGUNDY

B

C

BU

FOLDING CHAIR TROLLEY

2YR

COMPONENT

GUARANTEE

80KG

WEIGHT

TOLERANCE



- Easy to control with two swivel and two fixed castors
- Simple assembly

	Dimensions
TC70T // 70 CAPACITY TROLLEY	D1750 W790 H1100
TC140T // 140 CAPACITY TROLLEY	D1750 W790 H2250

FINISH

BLACK

BK



SOFT SEATING

// 20

From armchairs in contemporary fabric finishes to working booths fitted with power modules; soft seating is the perfect way to create a collaborative and flexible working environment.

CONTENTS

236	Kuddle Low	254	Kona	267	Coatstands
238	Kuddle Mobile	256	Jade	268	Glacier
240	Kuddle High	256	Pearl	269	Rubic
242	Kuddle Low Den	258	Phonic High	270	Trinity Tables
244	Kuddle High Den	260	Phonic Low	271	Coffee Tables
246	Kuddle Open Retreat	262	Button		
248	Kuddle Retreat	264	Iceberg		
250	Kuddle Cove Desk	265	Tub Leather Look		
252	Kuddle Fabrics & Fittings	266	Tub Lux		

KUDDLE LOW ARMCHAIR

2YR
UPHOLSTERY
GUARANTEE

115 KG
WEIGHT
TOLERANCE

8^H
HOURS USAGE

MADE
TO
ORDER
28 DAYS

FSC & FISP
CERTIFIED

5YR
COMPONENT
GUARANTEE



- Versatile and ideal for social and breakout spaces that are looking for a refresh of colour, style, and comfort
- A chunky armchair with optional built-in power modules
- Powder coated steel frame
- Priced in Band 0 fabric, see page 253 for fabric choices

	Dimensions	Seat Height	RRP
FK1SL // ARMCHAIR	D800 W1000 H800	450	£1410.00

Unlimited Fabric
Please call for pricing

FR: Subject to fabric selected
Material: 100% Man-made
FSC & FISP certified



KUDDLE LOW 2 SEAT SOFA

2YR
UPHOLSTERY
GUARANTEE

230 KG
WEIGHT
TOLERANCE

8^H
HOURS USAGE

MADE
TO
ORDER
28 DAYS

FSC & FISP
CERTIFIED

5YR
COMPONENT
GUARANTEE



- Versatile and ideal for social and breakout spaces that are looking for a refresh of colour, style, and comfort
- A chunky two seater sofa with optional built-in power modules
- Powder coated steel frame
- Priced in Band 0 fabric, see page 253 for fabric choices

	Dimensions	Seat Height	RRP
FK2SL // 2 SEAT SOFA	D800 W1600 H800	450	£2054.00

Unlimited Fabric
Please call for pricing

FR: Subject to fabric selected
Material: 100% Man-made
FSC & FISP certified



KUDDLE LOW 3 SEAT SOFA

2YR
UPHOLSTERY
GUARANTEE

345 KG
WEIGHT
TOLERANCE

8^H
HOURS USAGE

MADE
TO
ORDER
28 DAYS

FSC & FISP
CERTIFIED

5YR
COMPONENT
GUARANTEE




- Versatile and ideal for social and breakout spaces that are looking for a refresh of colour, style, and comfort
- A chunky three seater sofa with optional built-in power modules
- Powder coated steel frame
- Priced in Band 0 fabric, see page 253 for fabric choices

	Dimensions	Seat Height	RRP
FK3SL // 3 SEAT SOFA	D800 W2200 H800	450	£2578.00

Unlimited Fabric
Please call for pricing

FR: Subject to fabric selected
Material: 100% Man-made
FSC & FISP certified



KUDDLE MOBILE ARMCHAIR

2 YR
UPHOLSTERY
GUARANTEE

115 KG
WEIGHT
TOLERANCE

8^H
HOURS USAGE

MADE
TO
ORDER
28 DAYS

FSC & FISP
CERTIFIED

5 YR
COMPONENT
GUARANTEE



- Our mobile armchairs and sofas have been specifically designed with castors to allow for effortless movement and collaboration in workspaces
- A mobile armchair with optional built-in power modules
- Powder coated steel frame
- Priced in Band 0 fabric, see page 253 for fabric choices

	Dimensions	Seat Height	RRP
FK1SLCS // ARMCHAIR	D800 W1000 H450	450	£1490.00

Unlimited Fabric
Please call for pricing

FR: Subject to fabric selected
Material: 100% Man-made
FSC & FISP certified



KUDDLE MOBILE 2 SEAT SOFA

2 YR
UPHOLSTERY
GUARANTEE

230 KG
WEIGHT
TOLERANCE

8^H
HOURS USAGE

MADE
TO
ORDER
28 DAYS

FSC & FISP
CERTIFIED

5 YR
COMPONENT
GUARANTEE



- Our mobile armchairs and sofas have been specifically designed with castors to allow for effortless movement and collaboration in workspaces
- A mobile sofa with optional built-in power modules
- Powder coated steel frame
- Priced in Band 0 fabric, see page 253 for fabric choices

	Dimensions	Seat Height	RRP
FK2SLCS // 2 SEAT SOFA	D800 W1600 H450	450	£2095.00

Unlimited Fabric
Please call for pricing

FR: Subject to fabric selected
Material: 100% Man-made
FSC & FISP certified



KUDDLE MOBILE 3 SEAT SOFA

2 YR
UPHOLSTERY
GUARANTEE

345 KG
WEIGHT
TOLERANCE

8^H
HOURS USAGE

MADE
TO
ORDER
28 DAYS

FSC & FISP
CERTIFIED

5 YR
COMPONENT
GUARANTEE



- Our mobile armchairs and sofas have been specifically designed with castors to allow for effortless movement and collaboration in workspaces
- A mobile three seater sofa with optional built-in power modules
- Powder coated steel frame
- Priced in Band 0 fabric, see page 253 for fabric choices

	Dimensions	Seat Height	RRP
FK3SLCS // 3 SEAT SOFA	D800 W2200 H450	450	£2657.00

Unlimited Fabric
Please call for pricing

FR: Subject to fabric selected
Material: 100% Man-made
FSC & FISP certified



KUDDLE HIGH ARMCHAIR



2 YR
UPHOLSTERY
GUARANTEE

115 KG
WEIGHT
TOLERANCE

8^H
HOURS USAGE

MADE
TO
ORDER
28 DAYS

FSC & FISP
CERTIFIED

5 YR
COMPONENT
GUARANTEE

- Perfect to socialise, take calls, and catch up on your reading, but also a comfortable and relaxing space to work freely
- A high back chair with optional built-in power modules
- Powder coated steel frame
- Priced in Band 0 fabric, see page 253 for fabric choices

	Dimensions	Seat Height	RRP
FK1SH // ARMCHAIR	D800 W800 H1400	450	£2235.00

Unlimited Fabric
Please call for pricing

FR: Subject to fabric selected
Material: 100% Man-made
FSC & FISP certified



KUDDLE HIGH 2 SEAT SOFA



2 YR
UPHOLSTERY
GUARANTEE

230 KG
WEIGHT
TOLERANCE

8^H
HOURS USAGE

MADE
TO
ORDER
28 DAYS

FSC & FISP
CERTIFIED

5 YR
COMPONENT
GUARANTEE

- Perfect to socialise, take calls, and catch up on your reading, but also a comfortable and relaxing space to work freely
- A high back sofa with optional built-in power modules
- Powder coated steel frame
- Priced in Band 0 fabric, see page 253 for fabric choices

	Dimensions	Seat Height	RRP
FK2SH // TWO SEAT SOFA	D800 W1600 H1400	450	£2839.00

Unlimited Fabric
Please call for pricing

FR: Subject to fabric selected
Material: 100% Man-made
FSC & FISP certified



KUDDLE HIGH 3 SEAT SOFA



2 YR
UPHOLSTERY
GUARANTEE

345 KG
WEIGHT
TOLERANCE

8^H
HOURS USAGE

MADE
TO
ORDER
28 DAYS

FSC & FISP
CERTIFIED

5 YR
COMPONENT
GUARANTEE

- Perfect to socialise, take calls, and catch up on your reading, but also a comfortable and relaxing space to work freely
- A high back three seater sofa with optional built-in power modules
- Powder coated steel frame
- Priced in Band 0 fabric, see page 253 for fabric choices

	Dimensions	Seat Height	RRP
FK3SH // THREE SEAT SOFA	D800 W2200 H1400	450	£3403.00

Unlimited Fabric
Please call for pricing

FR: Subject to fabric selected
Material: 100% Man-made
FSC & FISP certified



KUDDLE 2 SEAT LOW DEN

2 YR
UPHOLSTERY
GUARANTEE

115 KG
WEIGHT
TOLERANCE

8^H
HOURS USAGE

MADE
TO
ORDER
28 DAYS

FSC & FISP
CERTIFIED

5 YR
COMPONENT
GUARANTEE



- Our low dens are versatile, able to adapt to whatever space you are looking to refresh. Available in 2, 4 & 6 person configurations
- Powder coated steel frame
- MFC table available in multiple finishes
- Priced in Band 0 fabric, see page 253 for fabric choices

	Dimensions	Seat Height	RRP
FK2SLDEN // 2 SEAT DEN	D1000 W2295 H800	450	£4047.00

Unlimited Fabric
Please call for pricing

FR: Subject to fabric selected
Material: 100% Man-made
FSC & FISP certified



KUDDLE 4 SEAT LOW DEN

2 YR
UPHOLSTERY
GUARANTEE

230 KG
WEIGHT
TOLERANCE

8^H
HOURS USAGE

MADE
TO
ORDER
28 DAYS

FSC & FISP
CERTIFIED

5 YR
COMPONENT
GUARANTEE



- Our low dens are versatile, able to adapt to whatever space you are looking to refresh. Available in 2, 4 & 6 person configurations
- Powder coated steel frame
- MFC table available in multiple finishes
- Priced in Band 0 fabric, see page 253 for fabric choices

	Dimensions	Seat Height	RRP
FK4SLDEN // 4 SEAT DEN	D1600 W2295 H800	450	£5376.00

Unlimited Fabric
Please call for pricing

FR: Subject to fabric selected
Material: 100% Man-made
FSC & FISP certified



KUDDLE 6 SEAT LOW DEN

2 YR
UPHOLSTERY
GUARANTEE

345 KG
WEIGHT
TOLERANCE

8^H
HOURS USAGE

MADE
TO
ORDER
28 DAYS

FSC & FISP
CERTIFIED

5 YR
COMPONENT
GUARANTEE



- Our low dens are versatile, able to adapt to whatever space you are looking to refresh. Available in 2, 4 & 6 person configurations
- Powder coated steel frame
- MFC table available in multiple finishes
- Priced in Band 0 fabric, see page 253 for fabric choices

	Dimensions	Seat Height	RRP
FK6SLDEN // 6 SEAT DEN	D2200 W2295 H800	450	£6524.00

Unlimited Fabric
Please call for pricing

FR: Subject to fabric selected
Material: 100% Man-made
FSC & FISP certified



KUDDLE 2 SEAT HIGH DEN

2 YR
UPHOLSTERY
GUARANTEE

115 KG
WEIGHT
TOLERANCE

8^H
HOURS USAGE

MADE
TO
ORDER
28 DAYS

FSC & FISP
CERTIFIED

5 YR
COMPONENT
GUARANTEE



- Our high dens have been specifically designed to offer space for private and project work with central tables, optional integrated power supply and 2, 4 & 6 person configurations
- Powder coated steel frame
- MFC table available in multiple finishes
- Priced in Band 0 fabric, see page 253 for fabric choices

	Dimensions	Seat Height	RRP
FK2SHDEN // 2 SEAT HIGH DEN	D1000 W2295 H1400	450	£5778.00

FR: Subject to fabric selected
Material: 100% Man-made
FSC & FISP certified



KUDDLE 4 SEAT HIGH DEN

2 YR
UPHOLSTERY
GUARANTEE

230 KG
WEIGHT
TOLERANCE

8^H
HOURS USAGE

MADE
TO
ORDER
28 DAYS

FSC & FISP
CERTIFIED

5 YR
COMPONENT
GUARANTEE



- Our high dens have been specifically designed to offer space for private and project work with central tables, optional integrated power supply and 2, 4 & 6 person configurations
- Powder coated steel frame
- MFC table available in multiple finishes
- Priced in Band 0 fabric, see page 253 for fabric choices

	Dimensions	Seat Height	RRP
FK4SHDEN // 4 SEAT HIGH DEN	D1600 W2295 H1400	450	£7067.00

FR: Subject to fabric selected
Material: 100% Man-made
FSC & FISP certified



KUDDLE 6 SEAT HIGH DEN

2 YR
UPHOLSTERY
GUARANTEE

345 KG
WEIGHT
TOLERANCE

8^H
HOURS USAGE

MADE
TO
ORDER
28 DAYS

FSC & FISP
CERTIFIED

5 YR
COMPONENT
GUARANTEE



- Our high dens have been specifically designed to offer space for private and project work with central tables, optional integrated power supply and 2, 4 & 6 person configurations
- Powder coated steel frame
- MFC table available in multiple finishes
- Priced in Band 0 fabric, see page 253 for fabric choices

	Dimensions	Seat Height	RRP
FK6SHDEN // 6 SEAT HIGH DEN	D2200 W2295 H1400	450	£8336.00

FR: Subject to fabric selected
Material: 100% Man-made
FSC & FISP certified



KUDDLE 2 SEAT OPEN RETREAT

2 YR
UPHOLSTERY
GUARANTEE

115 KG
WEIGHT
TOLERANCE

8^H
HOURS USAGE

MADE
TO
ORDER
28 DAYS

FSC & FISP
CERTIFIED

5 YR
COMPONENT
GUARANTEE



- Our open retreats offer a collaborative space for its users, with a slanted roof and optional integrated power supply that has been designed specifically to improve acoustics for users looking to hot desk or work quietly
- Powder coated steel frame
- MFC table available in multiple finishes
- Priced in Band 0 fabric, see page 253 for fabric choices

	Dimensions	Seat Height	RRP
FK2SOPR // 2 SEAT OPEN RETREAT	D1000 W2295 H1975	450	£7128.00

Unlimited Fabric
Please call for pricing

FR: Subject to fabric selected
Material: 100% Man-made
FSC & FISP certified



KUDDLE 4 SEAT OPEN RETREAT

2 YR
UPHOLSTERY
GUARANTEE

230 KG
WEIGHT
TOLERANCE

8^H
HOURS USAGE

MADE
TO
ORDER
28 DAYS

FSC & FISP
CERTIFIED

5 YR
COMPONENT
GUARANTEE



- Our open retreats offer a collaborative space for its users, with a slanted roof and optional integrated power supply that has been designed specifically to improve acoustics for users looking to hot desk or work quietly
- Powder coated steel frame
- MFC table available in multiple finishes
- Priced in Band 0 fabric, see page 253 for fabric choices

	Dimensions	Seat Height	RRP
FK4SOPR // 4 SEAT OPEN RETREAT	D1600 W2295 H1975	450	£9020.00

Unlimited Fabric
Please call for pricing

FR: Subject to fabric selected
Material: 100% Man-made
FSC & FISP certified



KUDDLE 6 SEAT OPEN RETREAT

2 YR
UPHOLSTERY
GUARANTEE


345 KG
WEIGHT
TOLERANCE

8^H
HOURS USAGE

MADE
TO
ORDER
28 DAYS

FSC & FISP
CERTIFIED

5 YR
COMPONENT
GUARANTEE



- Our open retreats offer a collaborative space for its users, with a slanted roof and optional integrated power supply that has been designed specifically to improve acoustics for users looking to hot desk or work quietly
- Powder coated steel frame
- MFC table available in multiple finishes
- Priced in Band 0 fabric, see page 253 for fabric choices

	Dimensions	Seat Height	RRP
FK6SOPR // 6 SEAT OPEN RETREAT	D2000 W2295 H1975	450	£10369.00

Unlimited Fabric
Please call for pricing

FR: Subject to fabric selected
Material: 100% Man-made
FSC & FISP certified



KUDDLE 2 SEAT RETREAT

2 YR
UPHOLSTERY
GUARANTEE

115 KG
WEIGHT
TOLERANCE

8^H
HOURS USAGE

MADE
TO
ORDER
28 DAYS

FSC & FISP
CERTIFIED

5 YR
COMPONENT
GUARANTEE



- Our retreats offer a collaborative space for its users, with space for 2, 4 & 6 people and a slanted roof that has been designed to add privacy for meetings, presentations, and phone calls
- Powder coated steel frame
- MFC table available in multiple finishes
- Priced in Band 0 fabric, see page 253 for fabric choices

	Dimensions	Seat Height	RRP
FK2SCLR // 2 SEAT DEN	D1000 W2295 H1975	450	£7812.00

Unlimited Fabric
Please call for pricing

FR: Subject to fabric selected
Material: 100% Man-made
FSC & FISP certified



KUDDLE 4 SEAT RETREAT

2 YR
UPHOLSTERY
GUARANTEE

230 KG
WEIGHT
TOLERANCE

8^H
HOURS USAGE

MADE
TO
ORDER
28 DAYS

FSC & FISP
CERTIFIED

5 YR
COMPONENT
GUARANTEE



- Our retreats offer a collaborative space for its users, with space for 2, 4 & 6 people and a slanted roof that has been designed to add privacy for meetings, presentations, and phone calls
- Powder coated steel frame
- MFC table available in multiple finishes
- Priced in Band 0 fabric, see page 253 for fabric choices

	Dimensions	Seat Height	RRP
FK4SCLR // 4 SEAT DEN	D1600 W2295 H1975	450	£9704.00

Unlimited Fabric
Please call for pricing

FR: Subject to fabric selected
Material: 100% Man-made
FSC & FISP certified



KUDDLE 6 SEAT RETREAT

2 YR
UPHOLSTERY
GUARANTEE

345 KG
WEIGHT
TOLERANCE

8^H
HOURS USAGE

MADE
TO
ORDER
28 DAYS

FSC & FISP
CERTIFIED

5 YR
COMPONENT
GUARANTEE



- Our retreats offer a collaborative space for its users, with space for 2, 4 & 6 people and a slanted roof that has been designed to add privacy for meetings, presentations, and phone calls
- Powder coated steel frame
- MFC table available in multiple finishes
- Priced in Band 0 fabric, see page 253 for fabric choices

	Dimensions	Seat Height	RRP
FK6SCLR // 6 SEAT DEN	D2200 W2295 H1975	450	£11074.00

Unlimited Fabric
Please call for pricing

FR: Subject to fabric selected
Material: 100% Man-made
FSC & FISP certified



KUDDLE COVE DESK

FSC & FISP
CERTIFIED

5YR
COMPONENT
GUARANTEE

2YR
UPHOLSTERY
GUARANTEE

MADE
TO
ORDER
28 DAYS



- Our desks have been designed specifically to target busy and loud working environments, creating spaces for private working and hotdesking
- Powder coated steel frame
- MFC table available in multiple finishes
- Priced in Band 0 fabric, see page 253 for fabric choices

	Desk Dimensions	Desk Height	RRP
FK1200 // COVE DESK	D800 W1200 H1400	720	£2267.00

FR: Subject to fabric selected
Material: 100% Man-made
FSC & FISP certified

Unlimited Fabric
Please call for pricing

FABRIC FINISH



KUDDLE COVE DESK

FSC & FISP
CERTIFIED

5YR
COMPONENT
GUARANTEE

2YR
UPHOLSTERY
GUARANTEE

MADE
TO
ORDER
28 DAYS



- Our desks have been designed specifically to target busy and loud working environments, creating spaces for private working and hotdesking
- Powder coated steel frame
- MFC table available in multiple finishes
- Priced in Band 0 fabric, see page 253 for fabric choices

	Desk Dimensions	Desk Height	RRP
FK1400 // COVE DESK	D800 W1400 H1400	720	£2356.00

FR: Subject to fabric selected
Material: 100% Man-made
FSC & FISP certified

Unlimited Fabric
Please call for pricing

FABRIC FINISH

POWER MODULES



FINISHES

WHITE

BLACK

WH

BK

	Description	RRP
FKCAPSULE	Den capsule	£202.00

// NOTE:
We can supply optional power modules which can be integrated into tables, adapting easily to your needs, and creating the perfect space for hotdesking, video conferencing and casual meetings. Please contact sales for other options not shown.



FINISHES

WHITE

BLACK

WH

BK

	Description	RRP
FKPORTHOLE	Den porthole	£282.00

KUDDLE FABRIC & FITTINGS

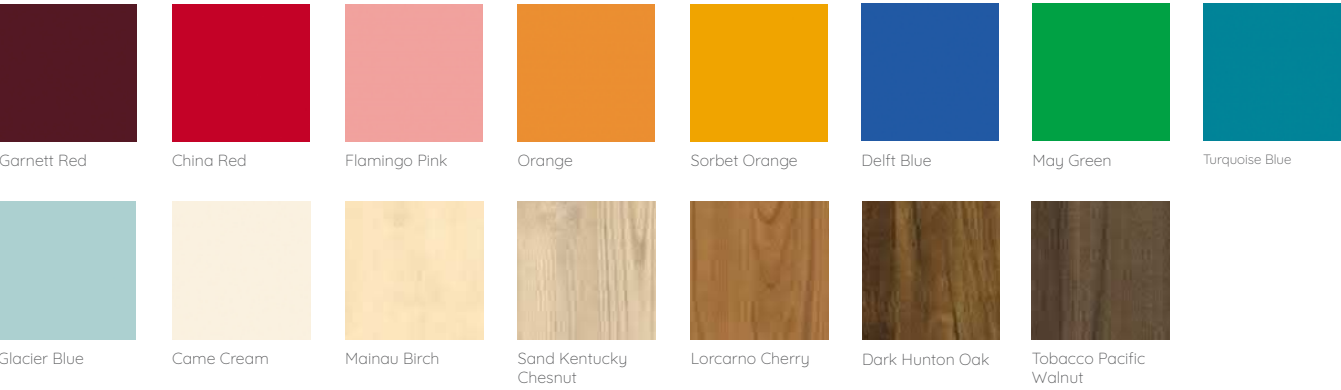
STANDARD TABLE TOP FINISHES

We can supply both black and white top finishes as standard.



PREMIUM TABLE TOP FINISHES

With longer lead times, will be able to offer over 200 premium top finishes to create a fully bespoke service. Take a look below at just some of the premium finishes we have to offer.



// SCAN

Scan the QR code to view the full range


STANDARD METAL FRAME & TABLE LEG FINISHES

Our metal legs are available with a black or white powder coat finish as standard.



PREMIUM METAL FRAME & TABLE LEG FINISHES

We are also able to match the powder coating to most RAL colours. Please get in touch for more information.



KUDDLE FABRIC BANDS

BAND ZERO	BAND THREE	BAND FIVE
Camira Era	Camira 24/7 Flax	Bute Alchemy
Camira Rivet	Camira Aquarius	Bute Elgin
	Camira Blazer	Bute Ramshead
	Camira Blazer Lite	Bute Troon
	Camira Hemp	Bute Turnberry
	Camira Landscape	Camira Armadillo
	Camira Mainline Flax Stripe	Camira Zap
	Camira Silk	Kvadrat Canvas
	Camira Synergy	Ultrafabrics Brisa
	Camira Synergy 170	Ultrafabrics Cove
	Fidivi Spazio	Ultrafabrics Dwell
	Kvadrat Atlas	Ultrafabrics Helix
		Ultrafabrics Tottori
		Ultrafabrics Ultraleather
		Ultrafabrics Ultraleather Pro
		Ultrafabrics Wired
		Vescom Bowen
		Vescom Lani *
		Yarwood Style *
BAND ONE	BAND FOUR	BAND SIX
Camira Canopy	Camira Code	Bute Coast
Camira Castillo	Camira Craggan	Bute Lewis
Camira Château	Camira Craggan Flax	Bute Tweed
Camira Era 170	Camira Individuo	Camira Synergy Quilt Channel
Camira Gravity	Camira Yoredale	Camira Synergy Quilt Chevron
Camira Manhattan	Fidivi Corte	Camira Synergy Quilt Hourglass
Camira Urban	Fidivi Goal Unito	
Camira Velocity	Kvadrat Clara 2	
Camira Vita	Kvadrat Field	
Camira X2	Kvadrat Floyd	
Camira Xtreme	Kvadrat Messenger 4	
Panaz Cadet	Kvadrat Remix 2	
	Warwick Calf	
	Warwick Liaison	
	Warwick Lustre	
	Warwick Lovely	
	Warwick Macrosuede Plus	
	Warwick Shagreen	
BAND TWO	BAND SEVEN	
Camira Aspect	Kvadrat Melange Nap	
Camira Honeycomb	Kvadrat Re Wool	
Camira Mainline	Kvadrat Steelcut 2	
Camira Mainline Flax	Kvadrat Steelcut Trio 2	
Camira Manila	Yarwood Mustang *	
Camira Patina		
Fidivi Bondai Linear		
Fidivi King Flex		
Fidivi One		
Fidivi Relax Bico		
Fidivi Relax Flex		
Fidivi Riva		
Fidivi Roccia		
Panaz Linear		
Panaz Microvelle		
Panaz Ultimate Touch		
Spradling Hitch		
Spradling Silvertex		
Spradling Valencia		
Spradling Vogue		
Warwick Lino		
Warwick Plush		
Warwick Ultra II		
Yarwood Dollaro		

KONA HIGH STOOL



- Black industrial style wire frame
- Perfect for use in bistros, cafés and break-out areas
- Available in an Italian polyester fabric. Contact sales for further information
- Overall dimensions: D560 W465 H975

	Seat Dimensions	Back Dimensions	RRP
CH0760CVTUN // HIGH STOOL	D370 W435 H770	W435 H225	£333.00

FR: Med
Fabric: 100% Man-made

Unlimited Fabric
Please call for pricing



KONA LOUNGER



- Black industrial style wire frame
- Deep seat and back for contemporary but comfortable seating
- Optional tablet
- Available in an Italian polyester fabric. Contact sales for further information
- Overall dimensions: D710 W670 H760

	Seat Dimensions	Back Dimensions	RRP
CH0761CVTUN // LOUNGER	D490 W670 H440	W670 H440	£463.00
CH0763CVTUN // LOUNGER WITH TABLET	D490 W670 H440	W670 H440	£531.00

FR: Med
Fabric: 100% Man-made

Unlimited Fabric
Please call for pricing



JADE



- Available in three colours
- Black industrial steel style frame
- Deep seat and back for contemporary but comfortable seating
- Overall dimensions: D880 W620 H830

5^{YR}

COMPONENT
GUARANTEE

2^{YR}

UPHOLSTERY
GUARANTEE

115^{KG}

WEIGHT
TOLERANCE

5^H

HOURS
USAGE

	Seat Dimensions	Back Dimensions	RRP
OF0704 // ARMCHAIR	D540 W600 H435	W580 H470	£337.00

FR: Med
Fabric: 100% Man-made

FABRIC FINISHES

GREY

NAVY

MUSTARD

GR

NA

MU

PEARL



- Available in three colours
- Black industrial steel style frame
- Deep seat and back for contemporary but comfortable seating
- Overall dimensions: D800 W650 H860

5^{YR}

COMPONENT
GUARANTEE

2^{YR}

UPHOLSTERY
GUARANTEE

115^{KG}

WEIGHT
TOLERANCE

5^H

HOURS
USAGE

	Seat Dimensions	Back Dimensions	RRP
OF0705 // ARMCHAIR	D490 W500 H400	W570 H490	£458.00

FR: Med
Fabric: 100% Man-made

FABRIC FINISHES

GREY

NAVY

MUSTARD

GR

NA

MU



PHONIC HIGH ARMCHAIR

5^{YR}
COMPONENT
GUARANTEE

2^{YR}
UPHOLSTERY
GUARANTEE

115^{KG}
WEIGHT
TOLERANCE

8^H
HOURS USAGE

MADE
TO
ORDER
42 DAYS



- An armchair with solid high arms and back to provide privacy and noise reduction while working
- Optional power module ensures you can keep working for as long as you need to
- Stylish chrome feet
- Priced in Camira Advantage fabric
- Overall dimensions: D750 W820 H1300

	Seat Dimensions	Back Dimensions	RRP
OF3901 // ARMCHAIR	D550 W550 H450	W550 H850	£1386.00

Unlimited Fabric
Please call for pricing

FABRIC FINISH



FR: Subject to fabric selected
Material: 100% Man-made

PHONIC HIGH 3 SEATER

5^{YR}
COMPONENT
GUARANTEE

2^{YR}
UPHOLSTERY
GUARANTEE

345^{KG}
WEIGHT
TOLERANCE

8^H
HOURS USAGE

MADE
TO
ORDER
42 DAYS



- A three seater sofa with solid high arms and back to provide privacy and noise reduction while working
- Optional power module ensures you can keep working for as long as you need to
- Stylish chrome feet
- Priced in Camira Advantage fabric
- Overall dimensions: D750 W1900 H1300

	Seat Dimensions	Back Dimensions	RRP
OF3903 // 3 SEATER	D550 W1650 H490	W1650 H850	£1842.00

Unlimited Fabric
Please call for pricing

FABRIC FINISH



FR: Subject to fabric selected
Material: 100% Man-made

PHONIC HIGH 2 SEATER

5^{YR}
COMPONENT
GUARANTEE

2^{YR}
UPHOLSTERY
GUARANTEE

230^{KG}
WEIGHT
TOLERANCE

8^H
HOURS USAGE

MADE
TO
ORDER
42 DAYS



- A two seater sofa with solid high arms and back to provide privacy and noise reduction while working
- Optional power module ensures you can keep working for as long as you need to
- Stylish chrome feet
- Priced in Camira Advantage fabric
- Overall dimensions: D750 W1350 H1300

	Seat Dimensions	Back Dimensions	RRP
OF3902 // 2 SEATER	D550 W1100 H450	W1100 H850	£1606.00

Unlimited Fabric
Please call for pricing

FABRIC FINISH



FR: Subject to fabric selected
Material: 100% Man-made

INFILL PANEL & TABLE

5^{YR}
COMPONENT
GUARANTEE

2^{YR}
UPHOLSTERY
GUARANTEE

MADE
TO
ORDER
42 DAYS



- Single leg table can only used with the Phonic infill panel for three seater sofa
- Supplied with all fittings needed
- Priced in Camira Advantage fabric

	Dimensions	RRP
OF3903FUI // INFILL PANEL	W1000 H1275	£600.00
OF0903TAB // TABLE	D910 - 400 W1400 H711	£303.00

Unlimited Fabric
Please call for pricing

FABRIC FINISH



MADE TO ORDER TABLE FINISHES // FRAME FINISHES

BEECH
BE

NOVA OAK
NO

DARK WALNUT
DW

GREY OAK
GO

MAPLE
MA

WHITE
WH

//

SILVER
SV

FR: Subject to fabric selected (infill panel only)

PHONIC LOW ARMCHAIR

5^{YR}
COMPONENT
GUARANTEE

2^{YR}
UPHOLSTERY
GUARANTEE

115^{KG}
WEIGHT
TOLERANCE

5^H
HOURS USAGE

MADE
TO
ORDER
42 DAYS



- An armchair with solid arms and back to provide privacy and noise reduction while working
- Optional power module ensures you can keep working as long as you need to
- Stylish chrome feet
- Priced in Camira Advantage fabric
- Overall dimensions: D750 W820 H940

	Seat Dimensions	Back Dimensions	RRP
OF3900 // ARMCHAIR	D530 W490 H500	W550 H490	£1211.00

Unlimited Fabric
Please call for pricing

FR: Subject to fabric selected
Material: 100% Man-made



PHONIC LOW 2 SEATER

5^{YR}
COMPONENT
GUARANTEE

2^{YR}
UPHOLSTERY
GUARANTEE

230^{KG}
WEIGHT
TOLERANCE

5^H
HOURS USAGE

MADE
TO
ORDER
42 DAYS



- A two seater sofa with solid arms and back to provide privacy and noise reduction while working
- Optional power module ensures you can keep working as long as you need to
- Stylish chrome feet
- Priced in Camira Advantage fabric
- Overall dimensions: D750 W1300 H940

	Seat Dimensions	Back Dimensions	RRP
OF3904 // 2 SEATER	D550 W1100 H450	W1100 H490	£1365.00

Unlimited Fabric
Please call for pricing

FR: Subject to fabric selected
Material: 100% Man-made



PHONIC LOW 3 SEATER

5^{YR}
COMPONENT
GUARANTEE

2^{YR}
UPHOLSTERY
GUARANTEE

345^{KG}
WEIGHT
TOLERANCE

8^H
HOURS USAGE

MADE
TO
ORDER
42 DAYS



- A three seater sofa with solid arms and back to provide privacy and noise reduction while working
- Optional power module ensures you can keep working as long as you need to
- Stylish chrome feet
- Priced in Camira Advantage fabric
- Overall dimensions: D750 W1900 940

	Seat Dimensions	Back Dimensions	RRP
OF3905 // 3 SEATER	D550 W1650 H450	W1650 H490	£1616.00

Unlimited Fabric
Please call for pricing

FR: Subject to fabric selected
Material: 100% Man-made



POWER MODULE

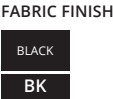
MADE
TO
ORDER
42 DAYS



- Circular power port to fit the Phonic or Button range of meeting pods
- Featuring one UK plug socket and two USB sockets
- Power module enables flexible working anywhere
- Supplied with all fixings needed

	RRP
PM2BK // POWER MODULE (power cable sold seperately)	£179.00
PMCB3M // 3M POWER CABLE	£36.00

Power module cable: 1 x UK socket, 2 x smart charge, 500mm lead, 3m length



BUTTON ARMCHAIR

5^{YR}

COMPONENT

GUARANTEE

2^{YR}

UPHOLSTERY

GUARANTEE

115^{KG}

WEIGHT

TOLERANCE

5^H

HOURS USAGE

MADE
TO
ORDER

42 DAYS



- A chunky armchair with optional built-in power modules
- Coloured button upholstery detailing and silver feet complete the look
- Priced in Camira Advantage fabric
- Overall dimensions: D750 W840 H770

	Seat Dimensions	Back Dimensions	RRP
OF1701 // ARMCHAIR	D530 W600 H430	W600 H340	£1011.00

Unlimited Fabric
Please call for pricing

FR: Subject to fabric selected
Material: 100% Man-made



BUTTON 2 SEATER

5^{YR}

COMPONENT

GUARANTEE

2^{YR}

UPHOLSTERY

GUARANTEE

230^{KG}

WEIGHT

TOLERANCE

5^H

HOURS USAGE

MADE
TO
ORDER

42 DAYS



- A chunky two seater sofa with optional built-in power modules
- Coloured button upholstery detailing and silver feet complete the look
- Priced in Camira Advantage fabric
- Overall dimensions: D750 W1440 H770

	Seat Dimensions	Back Dimensions	RRP
OF1702 // 2 SEATER	D530 W1200 H430	W1200 H340	£1201.00

Unlimited Fabric
Please call for pricing

FR: Subject to fabric selected
Material: 100% Man-made



BUTTON 3 SEATER

5^{YR}

COMPONENT

GUARANTEE

2^{YR}

UPHOLSTERY

GUARANTEE

345^{KG}

WEIGHT

TOLERANCE

8^H

HOURS USAGE

MADE
TO
ORDER

42 DAYS



- A chunky three seater sofa with optional built-in power modules
- Coloured button upholstery detailing and silver feet complete the look
- Priced in Camira Advantage fabric
- Overall dimensions: D750 W2040 H770

	Seat Dimensions	Back Dimensions	RRP
OF1703 // 3 SEATER	D530 W1800 H430	W1800 H340	£1529.00

Unlimited Fabric
Please call for pricing

FR: Subject to fabric selected
Material: 100% Man-made



ICEBERG ARMCHAIR

5^{YR}

COMPONENT
GUARANTEE

2^{YR}

UPHOLSTERY
GUARANTEE

115^{KG}

WEIGHT
TOLERANCE

5^H

HOURS USAGE



- A modern leather-faced armchair with silver metal feet
- Deep cushions and arms
- Priced in Band 1 fabric
- Overall dimensions: D760 W850 H810

	Seat Dimensions	Back Dimensions	RRP
OF0300 // ARMCHAIR	D530 W540 H450	W580 H360	£1025.00
OF0300FUB1UN // ARMCHAIR	D530 W540 H450	W580 H360	£1025.00

FR: Low
Fabric: Leather-faced

FINISH

BLACK

BK

ICEBERG SOFA

5^{YR}

COMPONENT
GUARANTEE

2^{YR}

UPHOLSTERY
GUARANTEE

230^{KG}

WEIGHT
TOLERANCE

5^H

HOURS USAGE



- A modern leather-faced two seater sofa with silver metal feet
- Deep cushions and arms
- Priced in Band 1 fabric
- Overall dimensions: D760 W1340 H810

	Seat Dimensions	Back Dimensions	RRP
OF0301 // SOFA	D530 W1090 H450	W1090 H360	£1234.00
OF0301FUB1UN // SOFA	D530 W1090 H450	W1090 H360	£1234.00

FR: Low
Fabric: Leather-faced

FINISH

BLACK

BK

TUB LEATHER LOOK ARMCHAIR

5^{YR}

COMPONENT
GUARANTEE

2^{YR}

UPHOLSTERY
GUARANTEE

115^{KG}

WEIGHT
TOLERANCE

5^H

HOURS USAGE



- A stylish and comfortable armchair upholstered in durable PU
- Plush cushioned back with stylish stitching detail
- Overall dimensions: D615 W735 H770

	Seat Dimensions	Back Dimensions	RRP
OF0201 // ARMCHAIR	D530 W500 H415	W550 H355	£318.00

FR: Med
Fabric: Leather-look

FINISH

BLACK

BK

TUB LEATHER LOOK SOFA

5^{YR}

COMPONENT
GUARANTEE

2^{YR}

UPHOLSTERY
GUARANTEE

230^{KG}

WEIGHT
TOLERANCE

5^H

HOURS USAGE



- A comfortable and durable two seater PU sofa, ideal for any waiting area or break room
- Plush cushioned back with stylish stitching detail
- Overall dimensions: D615 W1240 H770

	Seat Dimensions	Back Dimensions	RRP
OF0200 // SOFA	D520 W1100 H415	W550 H355	£548.00

FR: Med
Fabric: Leather-look

FINISH

BLACK

BK

TUB LUX ARMCHAIR METAL

2YR

COMPONENT

GUARANTEE

2YR

UPHOLSTERY

GUARANTEE

115KG

WEIGHT

TOLERANCE

5H

HOURS

USAGE



- Stylish tub armchair, available in 6 exciting colours
- Deep cushioned seat and back upholstered in PU
- Overall dimensions: D710 W770 H750

	Seat Dimensions	Back Dimensions	RRP
OF2201ML // ARMCHAIR	D520 W500 H400	W600 H460	£661.00

FR: Med
Fabric: Leather-look

FINISHES

LIME

BLUE

ORANGE

RED

SKY BLUE

BLACK

L

B

OR

RD

SB

BK

TUB LUX SOFA METAL

2YR

COMPONENT

GUARANTEE

2YR

UPHOLSTERY

GUARANTEE

230KG

WEIGHT

TOLERANCE

5H

HOURS

USAGE



- Stylish tub armchair, available in 6 exciting colours
- Deep cushioned seat and back upholstered in PU
- Overall dimensions: D720 W1240 H740

	Seat Dimensions	Back Dimensions	RRP
OF2200ML // SOFA	D520 W1070 H400	W1070 H380	£1035.00

FR: Low
Fabric: Leather-faced

FINISHES

LIME

BLUE

ORANGE

RED

SKY BLUE

BLACK

L

B

OR

RD

SB

BK

COATSTANDS

3YR

GUARANTEE

- Four hooks - eight hanging points
- Contains up to 25% recycled plastic
- Assembly time: 45 seconds
- Base width: 600mm



- Thick tubular steel construction
- Easy self assembly - no tools required
- Integral umbrella stands and weighted base for added stability



HAT & COAT

	Dimensions H	RRP
COATSTAND1	1550	£109.00

CHROMY COATSTAND

	Dimensions H	RRP
COATSTAND2	1770	£257.00

- Thick tubular steel construction
- Easy self assembly - no tools required
- Integral umbrella stands and weighted base for added stability



- Six coat pegs with four mini pegs for accessories
- Smart umbrella holder and hook
- Weighted base for extra stability
- Easy assembly - no tools required



FESTIVAL COATSTAND

		Dimensions H	RRP
COATSTAND3	Black	1870	£154.00
COATSTAND4	White	1870	£148.00

WOODEN COATSTAND

	Dimensions H	RRP
COATSTAND5	1750	£148.00

GLACIER

5 YR

COMPONENT

GUARANTEE

2 YR

UPHOLSTERY

GUARANTEE

115 KG

WEIGHT

TOLERANCE

8 H

HOURS

USAGE



- Fully upholstered modular reception chair
- Deep foam seat and back with black plastic feet
- Overall dimensions: D670 W610 H830

	Seat Dimensions	Back Dimensions	RRP
OF0601 // ARMCHAIR	D470 W610 H410	W610 H420	£283.00

FR: Med
Fabric: 100% Man-made

FABRIC FINISHES

ROYAL BLUE

CHARCOAL

RB

CH

GLACIER ARM

5 YR

COMPONENT

GUARANTEE

2 YR

UPHOLSTERY

GUARANTEE

115 KG

WEIGHT

TOLERANCE

8 H

HOURS

USAGE



- Single arm for the Glacier range of modular reception seating
 - Fully upholstered and generously padded
 - Can be used as a left or right arm
- // NOTE: Sold as singles

	Dimensions	RRP
OF0602 // ARM	D650 W100 H600	£85.00

FR: Med
Fabric: 100% Man-made

FABRIC FINISHES

ROYAL BLUE

CHARCOAL

RB

CH

GLACIER TABLE

5 YR

COMPONENT

GUARANTEE

2 YR

UPHOLSTERY

GUARANTEE

115 KG

WEIGHT

TOLERANCE



- Square low table with light beech top and upholstered sides
- Ideal for use with Glacier chairs
- Black plastic feet for stability

	Dimensions	RRP
OF0603 // TABLE	D620 W620 H370	£192.00

FR: Med
Fabric: 100% Man-made

FABRIC FINISHES

ROYAL BLUE

CHARCOAL

RB

CH

RUBIC

5 YR

COMPONENT

GUARANTEE

2 YR

UPHOLSTERY

GUARANTEE

115 KG

WEIGHT

TOLERANCE

8 H

HOURS

USAGE



- A comfortable and durable waiting room chair
- Deep foam seat and back with black metal legs
- Overall dimensions: D670 W520 H800

	Seat Dimensions	Back Dimensions	RRP
OF0307 // CHAIR	D550 W530 H430	W530 H390	£320.00

FR: Med
Fabric: 100% Man-made

FABRIC FINISHES

ROYAL BLUE

CHARCOAL

RB

CH

5 YR
COMPONENT
GUARANTEE

25 MM
TOP
THICKNESS

TRINITY TABLE

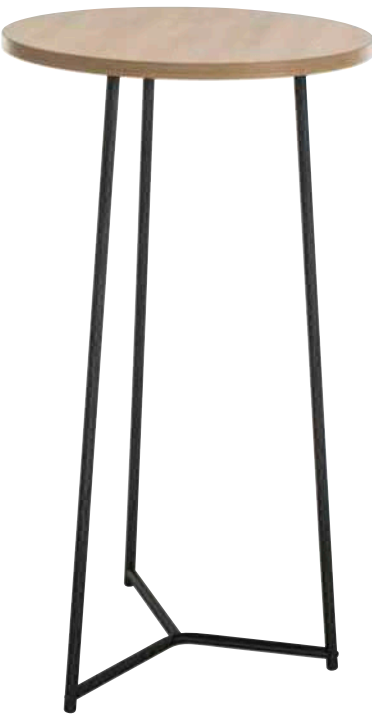


LOW TABLE

	Dimensions			RRP
	W	D	H	
CH2683	600	600	430	£290.00
CH2693	800	800	430	£310.00

MEDIUM TABLE

	Dimensions			RRP
	W	D	H	
CH2684	600	600	725	£298.00
CH2694	800	800	725	£318.00



HIGH TABLE

	Dimensions			RRP
	W	D	H	
CH2685	600	600	1105	£432.00

STOCKED TOP FINISHES // FRAME FINISHES

BEECH	NOVA OAK	GREY OAK	WHITE	BLACK	//	BLACK
BE	NO	GO	WH	BK		BK

MADE TO ORDER TOP FINISHES

DARK WALNUT	MAPLE
DW	MA

COFFEE TABLES

5 YR
COMPONENT
GUARANTEE



- Ideal for reception areas

ICEBERG SQUARE TABLE

	Dimensions			RRP
	W	D	H	
OF0303	635	635	460	£177.00

FINISH

BEECH
BE

ICEBERG RECTANGULAR TABLE

	Dimensions			RRP
	W	D	H	
OF0302	1220	635	460	£217.00

FINISH

BEECH
BE



- FR: Low
- Material: Wood veneer or high gloss lacquer

ASTRAL LOW

	Dimensions			RRP
	W	D	H	
CH2677	600	600	420	£249.00

TOP FINISHES // FRAME FINISH

BEECH	DARK WALNUT	WHITE	//	CHROME
BE	DW	WH		CR



TRIPOD COFFEE TABLE

	Dimensions			RRP
	W	D	H	
CH2670	500	500	410	£174.00
CH2671	500	500	455	£182.00
CH2672	750	750	520	£259.00

FINISH

WHITE
WH

EDUCATION

// 21

Learning environments are constantly evolving to meet educational needs, and our educational furniture range is designed to support that

CONTENTS

274	Arc	294	Medium Trays
278	Titan One Piece	296	Large Trays
280	Titan 4-Leg	298	Flat-pack Classroom Tables
282	Titan Skid	300	Exam Desks
284	Titan High Chair	302	Titan Accessories
286	Titan Stool		
288	Titan Swivel		
290	T Bag		
292	Small Trays		



ARC

5^{YR}
COMPONENT
GUARANTEE

115^{KG}
WEIGHT
TOLERANCE

8^H
HOURS USAGE



FOUR-LEG

		Seat Dimensions	Back Dimensions
TA1_5	SIZE 5	D410 W425 H430	W405 H425
TA1_6	SIZE 6	D410 W425 H460	W405 H425

FR: UL94 V-2
Material: Polypropylene



FOUR-LEG WITH BRACE

		Seat Dimensions	Back Dimensions
TA2_5	SIZE 5	D410 W425 H430	W405 H425
TA2_6	SIZE 6	D410 W425 H460	W405 H425

FR: UL94 V-2
Material: Polypropylene



SKID

		Seat Dimensions	Back Dimensions
TA3_5	SIZE 5	D410 W425 H430	W405 H425
TA3_6	SIZE 6	D410 W425 H460	W405 H425

FR: UL94 V-2
Material: Polypropylene



REVERSE CANTILIVER

		Seat Dimensions	Back Dimensions
TA4_5	SIZE 5	D410 W425 H430	W405 H425
TA4_6	SIZE 6	D410 W425 H460	W405 H425

FR: UL94 V-2
Material: Polypropylene



HIGH STOOL

		Seat Dimensions	Back Dimensions
TA5_5	SIZE 5	D410 W425 H610	W405 H425
TA5_6	SIZE 6	D410 W425 H685	W405 H425

FR: UL94 V-2
Material: Polypropylene



MOBILE FOUR-LEG

		Seat Dimensions	Back Dimensions
TA6	SIZE 6	D410 W425 H460	W405 H425

FR: UL94 V-2
Material: Polypropylene





ARC

5^{YR}
COMPONENT
GUARANTEE

115^{KG}
WEIGHT
TOLERANCE

8^H
HOURS USAGE



DYNAMIC 3D TILT

		Seat Dimensions			Back Dimensions	
TA7	SIZE 6	D410	W425	H445-538	W405	H425
FR: UL94 V-2		C	G	F	M	A
Material: Polypropylene						SB



DYNAMIC 3D TILT & PERSONAL WORKSPACE

		Seat Dimensions			Back Dimensions	
TA8	SIZE 6	D410	W425	H470-535	W405	H425
FR: UL94 V-2		C	G	F	M	A
Material: Polypropylene						SB



COMMUNITY

		Seat Dimensions			Back Dimensions	
TA9	SIZE 6	D410	W425	H470	W405	H425
FR: UL94 V-2		C	G	F	M	A
Material: Polypropylene						SB



COMMUNITY & PERSONAL WORKSPACE

		Seat Dimensions			Back Dimensions	
TA10	SIZE 6	D410	W425	H470	W405	H425
FR: UL94 V-2		C	G	F	M	A
Material: Polypropylene						SB




SWIVEL

		Seat Dimensions			Back Dimensions	
TA11	SIZE 6	D410	W425	H795-890	W405	H425
FR: UL94 V-2		C	G	F	M	A
Material: Polypropylene						SB



SWIVEL & PERSONAL WORKSPACE

		Seat Dimensions			Back Dimensions	
TA12	SIZE 6	D410	W425	H820-890	W405	H425
FR: UL94 V-2		C	G	F	M	A
Material: Polypropylene						SB



ONE PIECE
LINKING CLIP



T7 FOR ONE PIECE SIZE 5 & 6

TITAN ONE PIECE

- CLASSROOM
SAFE
- LUMBAR
SUPPORT
- ANTI TILT
- STACKABLE
- ULTRA
STRONG
- 20^{YR}
GUARANTEE
- 8^H
HOURS USAGE



SIZE 1 // AGES 3 - 4

	Overall Dimensions	Seat Dimensions
T1	D320 W360 H513	D279 W275 H260

Weight capacity: 97kg
Storage: Stacks 15



SIZE 2 // AGES 4 - 6

	Overall Dimensions	Seat Dimensions
T2	D343 W363 H563	D279 W275 H310

Weight capacity: 97kg
Storage: Stacks 15



SIZE 3 // AGES 6 - 8

	Overall Dimensions	Seat Dimensions
T3	D384 W435 H600	D331 W340 H350

Weight capacity: 107kg
Storage: Stacks 15



SIZE 4 // AGES 8 - 11

	Overall Dimensions	Seat Dimensions
T4	D408 W435 H690	D331 W340 H380

Weight capacity: 107kg
Storage: Stacks 15



SIZE 5 // AGES 11 - 14

	Overall Dimensions	Seat Dimensions
T5	D486 W480 H799	D414 W370 H430
T5-AN	D486 W480 H799	D414 W370 H430

Weight capacity: 115kg
Storage: Stacks 15



SIZE 6 // AGES 14+

	Overall Dimensions	Seat Dimensions
T6	D510 W482 H829	D414 W370 H460
T6-AN	D510 W482 H829	D414 W370 H460

Weight capacity: 158kg
Storage: Stacks 15





TITAN 4-LEG

- CLASSROOM
SAFE
- LUMBAR
SUPPORT
- ANTI TILT
- STACKABLE
- ULTRA
STRONG
- 5^{YR}
GUARANTEE
- 8^H
HOURS USAGE



SIZE 2 // AGES 4 - 6

	Overall Dimensions	Seat Dimensions
T12	D375 W420 H665	D296 W387 H350

Weight capacity: 95kg



SIZE 3 // AGES 6 - 8

	Overall Dimensions	Seat Dimensions
T13	D375 W420 H665	D296 W387 H350

Weight capacity: 95kg



SIZE 4 // AGES 8 - 11

	Overall Dimensions	Seat Dimensions
T14	D410 W430 H695	D296 W387 H385

Weight capacity: 95kg



SIZE 5 // AGES 11 - 14

	Overall Dimensions	Seat Dimensions
T15	D475 W500 H785	D406 W423 H420

Weight capacity: 140kg



SIZE 6 // AGES 14+

	Overall Dimensions	Seat Dimensions
T16	D475 W500 H825	D363 W423 H460

Weight capacity: 140kg



MOVE // AGES 14+

	Overall Dimensions	Seat Dimensions
T301	D495 W520 H830	D363 W423 H445

Back dimensions: W403 H400
Weight capacity: 130kg





TITAN SKID

- CLASSROOM
SAFE
- LUMBAR
SUPPORT
- ANTI TILT
- STACKABLE
- ULTRA
STRONG
- 5^{YR}
GUARANTEE
- 8^H
HOURS USAGE



SIZE 3 // AGES 6 - 8

	Overall Dimensions	Seat Dimensions
T23	D370 W507 H655	D296 W387 H355

Weight capacity: 95kg

GNBPRLOYL

SBCK



SIZE 4 // AGES 8 - 11

	Overall Dimensions	Seat Dimensions
T24	D380 W507 H655	D296 W387 H385

Weight capacity: 95kg

GNBPRLOYL

SBCK



SIZE 5 // AGES 11 - 14

	Overall Dimensions	Seat Dimensions
T25	D485 W545 H790	D363 W423 H430

Weight capacity: 140kg

GNBPRLOYL

SBCKBKGRBU



SIZE 6 // AGES 14+

	Overall Dimensions	Seat Dimensions
T26	D495 W545 H820	D363 W423 H460

Weight capacity: 140kg

GNBPRLOYL

SBCKBKGRBU



TITAN HIGH CHAIR

- CLASSROOM
SAFE
- LUMBAR
SUPPORT
- ULTRA
STRONG
- 5^{YR}
GUARANTEE
- 8^H
HOURS USAGE



SIZE 3 // AGES 6 - 8

	Overall Dimensions	Seat Dimensions
T60	D485 W550 H845	D363 W423 H460

Weight capacity: 95kg



SIZE 4 // AGES 8 - 11

	Overall Dimensions	Seat Dimensions
T61	D485 W555 H955	D363 W423 H570

Weight capacity: 95kg



SIZE 5 // AGES 11 - 14

	Overall Dimensions	Seat Dimensions
T62	D485 W550 H1010	D363 W423 H615

Weight capacity: 140kg



SIZE 6 // AGES 14+

	Overall Dimensions	Seat Dimensions
T63	D485 W550 H1085	D363 W423 H690

Weight capacity: 140kg





TITAN STOOL

- CLASSROOM
SAFE
- LUMBAR
SUPPORT
- STACKABLE
- ULTRA
STRONG
- 5^{YR}
GUARANTEE
- 8^H
HOURS USAGE



SIZE 3 // AGES 6 - 8

	Overall Dimensions	Seat Dimensions
T90	D485 W550 H520	D361 W365 H435

Weight capacity: 97kg

- GNBPROL
- SBCBKGR



SIZE 4 // AGES 8 - 11

	Overall Dimensions	Seat Dimensions
T91	D485 W550 H650	D361 W365 H565

Weight capacity: 97kg

- GNBPROL
- SBCBKGR



SIZE 5 // AGES 11 - 14

	Overall Dimensions	Seat Dimensions
T92	D485 W550 H685	D361 W365 H610

Weight capacity: 107kg

- GNBPROL
- SBCBKGR



SIZE 6 // AGES 14+

	Overall Dimensions	Seat Dimensions
T93	D485 W550 H770	D361 W365 H690

Weight capacity: 107kg

- GNBPROL
- SBCBKGR



TITAN SWIVEL

- CLASSROOM
SAFE
- LUMBAR
SUPPORT
- HEIGHT
ADJUSTABLE
- PORTABLE
- 5^{YR}
GUARANTEE
- 8^H
HOURS USAGE



// NOTE: Shown with optional glides

JUNIOR SWIVEL // AGES 6 - 11

	Overall Dimensions	Seat Dimensions
T30	D600 W600 H765 - 820	D320 W387 H365 - 435
T30BK	D600 W600 H765 - 820	D320 W387 H365 - 435

Base diameter: 600
Weight capacity: 97kg



SENIOR SWIVEL // AGES 11+

	Overall Dimensions	Seat Dimensions
T35	D600 W600 H845 - 930	D406 W423 H435 - 525
T35BK	D600 W600 H845 - 930	D406 W423 H435 - 525

Base diameter: 600
Weight capacity: 107kg



JUNIOR SWIVEL STOOL // AGES 6 - 11

	Overall Dimensions	Seat Dimensions
T32	D600 W600 H445 - 500	D390 W420 H405 - 475
T32BK	D600 W600 H445 - 500	D390 W420 H405 - 475

Base diameter: 600
Weight capacity: 97kg



SENIOR SWIVEL STOOL // AGES 11+

	Overall Dimensions	Seat Dimensions
T33	D600 W600 H505 - 605	D414 W420 H465 - 555
T33BK	D600 W600 H505 - 605	D414 W420 H465 - 555

Base diameter: 600
Weight capacity: 97kg



Available Options for Titan Swivel

- Black base and gas lift
- Glides



T BAG

CLASSROOM
SAFE

2^{YR}
GUARANTEE

8^H
HOURS USAGE

MADE
TO
ORDER
15 DAYS



GOLIATH

	Overall Dimensions
T-BAG-GOLIATH	D2000 W1320 H200
<ul style="list-style-type: none">Wipe clean coverNo liner15 cuft polybead filling	<div>GNRBPO</div>
	<div>YLSBHKHP</div>



MEDIUM

	Overall Dimensions
T-BAG-MEDIUM	D750 W750 H650
<ul style="list-style-type: none">Easily removed wipe clean or dry clean cover3.5 cuft polybead filling	<div>GNRBPO</div>
	<div>YLSBHKHP</div>



FLOOR

	Overall Dimensions
T-BAG-FLOOR	W680 H680
<ul style="list-style-type: none">Easily removed machine washable cover1.5 cuft polybead filling	<div>GNRBPO</div>
	<div>YLSBHKHP</div>



SMALL TRAY STORAGE

CLASSROOM
SAFE

2^{YR}
GUARANTEE

8^H
HOURS USAGE



SMALL 6 TRAYS

	Overall Dimensions
T-STOR-6D-F01BLUE	D438 W390 H795



SMALL 12 TRAYS

	Overall Dimensions
T-STOR-12D-F01BLUE	D438 W748 H795



- Stocked with blue trays
- Made to order colour trays have a lead time of 15 days

SMALL 18 TRAYS

	Overall Dimensions
T-STOR-18D-F01BLUE	D438 W1106 H795

MADE TO ORDER TRAY COLOUR SWATCHES

Flame Red	Tomato Red	Tropical Orange	Sunshine Yellow	Jolly Lime	Grass Green
Forest Green	Olive Green	Royal Blue	Cyan Blue	Steel Blue	Cornflower Blue
Midnight Blue	Plum Purple	Fuchsia Pink	Silver	Light Grey	Charcoal Grey
Jet Black	White	Magnolia	Mushroom Brown	Tan Brown	Dark Brown
Maroon	Pastel Pink	Pastel Yellow	Pastel Green	Pastel Blue	



MEDIUM TRAY STORAGE

CLASSROOM
SAFE

2^{YR}
GUARANTEE

8^H
HOURS USAGE



MEDIUM 3 TRAYS

	Overall Dimensions
T-STOR-3D-F02BLUE	D438 W390 H795



MEDIUM 6 TRAYS

	Overall Dimensions
T-STOR-6D-F02BLUE	D438 W748 H795



- Stocked with blue trays
- Colour trays available made to order, see page 293 for swatches
- Made to order colour trays have a lead time of 15 days

MEDIUM 9 TRAYS

	Overall Dimensions
T-STOR-9D-F02BLUE	D438 W1106 H795



LARGE TRAY STORAGE

CLASSROOM
SAFE

2^{YR}
GUARANTEE

8^H
HOURS USAGE



LARGE 2 TRAYS

	Overall Dimensions
T-STOR-2D-F25BLUE	D438 W390 H795



LARGE 4 TRAYS

	Overall Dimensions
T-STOR-4D-F25BLUE	D438 W748 H795



LARGE 6 TRAYS

	Overall Dimensions
T-STOR-6D-F25BLUE	D438 W1106 H795

- Stocked with blue trays
- Colour trays available made to order, see page 293 for swatches
- Made to order colour trays have a lead time of 15 days



FLAT-PACK CLASSROOM TABLES

A great selection of multi-purpose PU edged school tables that come in a range of heights & widths, making them suitable for both primary, secondary and further educational spaces.

Supplied flat-pack or through our D&I service these offer a cost-effective solution to creating collaborative spaces.

FLAT-PACK CLASSROOM TABLES

5^{YR}
COMPONENT
GUARANTEE

25^{MM}
TOP
THICKNESS



590 HIGH PU EDGE TABLES

		Overall Dimensions
T-TABLE-1259	Rectangular table	D600 W1200 H590
T-TABLE-6059	Square table	D600 W600 H590



640 HIGH PU EDGE TABLES

		Overall Dimensions
T-TABLE-1264	Rectangular table	D600 W1200 H640
T-TABLE-6064	Square table	D600 W600 H640



710 HIGH PU EDGE TABLES

		Overall Dimensions
T-TABLE-1271	Rectangular table	D600 W1200 H710
T-TABLE-6071	Square table	D600 W600 H710



760 HIGH PU EDGE TABLES

		Overall Dimensions
T-TABLE-1276	Rectangular table	D600 W1200 H760
T-TABLE-6076	Square table	D600 W600 H760

TOP FINISHES // FRAME FINISH



- Available in four heights
- KD design
- Metal to metal fixings for strength
- PU moulded edge



EXAM DESKS

- CLASSROOM
SAFE
- STABLE BASE
- EASY CLEAN
- ULTRA
STRONG
- 2YR
GUARANTEE



EXAM DESK

	Overall Dimensions
T10	D600 W600 H710

Graffiti proof wipe clean injection moulded polypropylene top with pen groove and ultra-strong 22mm diameter black EPC folding frame

- B
- C



MDF EXAM DESK

	Overall Dimensions
TC66ED-PREM-720	D600 W600 H720

18mm thick beech laminate MDF with pen groove, 22mm diameter black EPC frame with integral safety bar to assist safer folding and storage

- BE



ECONOMY MDF EXAM DESK

	Overall Dimensions
TC66ED-ECON-720-NS	D600 W600 H720

15mm thick beech laminate MDF with pen groove, 22mm diameter black EPC frame

- BE



EXAM DESK TROLLEY

	Overall Dimensions
TCEDT-20T	D1225 W660 H1150

Capacity: 20 exam desks



EXAM DESK TROLLEY

	Overall Dimensions
T10-T	D1267 W600 H473

Capacity: 40 exam desks



1 YR
GUARANTEE

TITAN ACCESSORIES

SEATPAD EXPLANATION:

The Titan padded seat pad is the perfect addition to Titan chairs ranging from size three to size five. Available in unlimited fabric, these seat pads are upholstered in the UK to a colour and texture of your choosing to make learning a little bit more comfortable.




FABRIC SEAT PAD

	Overall Dimensions
T8	D345 W365
Upholstered in Camira Phoenix fabric Minimum order quantity of 5	



CAMIRA PHEONIX OPTIONS



TROLLEY

	Overall Dimensions
T40	D480 W650 H1158

Capacity: 15 chairs



EXAM DESK TROLLEY

	Overall Dimensions
TCEDT-20T	D1225 W660 H1150

Capacity: 20 exam desks



EXAM DESK TROLLEY

	Overall Dimensions
T10-T	D1267 W600 H473

Capacity: 40 exam desks

FABRIC BAND GUIDE



Where you see the adjacent icon, the product is available upholstered to your exact specification.

Choose from multiple on-trend finishes to match your market place or corporate colour scheme, or simply something different to brighten up your business environment.

Manufacturer	Material Name	1	2	3	4	5	6	Leather	Wool Content %Age	Crib Fire Rating	Application
Chieftain	Trimcell Classic		•						0	LOW HAZARD	TASK & SS
Chieftain	Trimcell Legend			•					0	LOW HAZARD	TASK & SS
Chieftain	Carino			•					0	CRIB 5	TASK & SS
Chieftain	Just Colour			•					0	CRIB 7	TASK & SS
Chieftain	Just Patterns			•					0	CRIB 5	TASK & SS
Chieftain	Lionella				•				0	CRIB 5	TASK & SS
Chieftain	Casco				•				0	CRIB 5	TASK & SS
Chieftain	Cube				•				0	CRIB 5	TASK & SS
Chieftain	Marquis				•				0	CRIB 5	TASK & SS
Chieftain	Riviera				•				0	CRIB 5	TASK & SS
Chieftain	Self Colour				•				0	CRIB 5	TASK & SS
Chieftain	Traditional				•				0	CRIB 5	TASK & SS
Chieftain	Universal				•				0	CRIB 5	TASK & SS
Chieftain	Multistretch					•			0	CRIB 5	TASK & SS
Agua	Libra	•							0	CRIB 5	TASK & SS
Agua	Paint Pot		•						0	CRIB 5	TASK & SS
Agua	Taurus collection			•					0	CRIB 5	TASK & SS
Agua	Parody			•					0	CRIB 5	TASK & SS
Agua	Nova			•					0	CRIB 5	TASK & SS
Agua	Cashmir			•					0	CRIB 5	TASK & SS
Agua	Funisoft PU				•				0	CRIB 5	TASK & SS
Camira	Cara	•							0	LOW HAZARD	PANEL
Camira	Phoenix	•							0	LOW HAZARD	TASK
Camira	Citadel	•							0	LOW HAZARD	TASK
Camira	Rivet	•							0	LOW HAZARD	TASK & SS
Camira	Era	•							0	LOW HAZARD	TASK & SS
Camira	Advantage	•							30	LOW HAZARD	TASK
Camira	Gravity	•							0	CRIB 5	TASK & SS
Camira	Lucia	•							0	LOW HAZARD	PANEL
Camira	Sonus	•							0	BS 476 PT.7 C.1	PANEL
Camira	Manhattan	•							0	LOW HAZARD	TASK
Camira	Racer	•							0	BS 476 PT.7 C.1	PANEL
Camira	L2	•							0	BS 476 PT.7 C.1	PANEL
Camira	Xtreme			•					0	CRIB 5	TASK
Camira	Canopy		•						0	LOW HAZARD	TASK & SS
Camira	Sprint		•						0	LOW HAZARD	TASK & SS
Camira	Chateau		•						0	LOW HAZARD	TASK
Camira	Vita			•					0	CRIB 5	TASK & SS
Camira	Urban			•					0	CRIB 5	TASK
Camira	X2			•					0	CRIB 5	TASK & SS
Camira	Main Line Plus			•					67	CRIB 5	TASK & SS
Camira	Aspect			•					0	CRIB 5	TASK & SS
Camira	Main Line Flax				•				70	CRIB 5	TASK & SS
Camira	Honeycomb				•				0	CRIB 5	TASK & SS
Camira	Nexus				•				0	LOW HAZARD	PANEL
Camira	Blazer Lite				•				100	BS 476 PT.7 C.1	PANEL
Camira	Halcyon - Cedar					•			0	CRIB 5	TASK & SS
Camira	Halcyon - Aspen					•			0	CRIB 5	TASK & SS
Camira	Halcyon - Blossom					•			0	CRIB 5	TASK & SS
Camira	Hi-Tech					•			29	LOW HAZARD	TASK & SS

* WHEN TREATED

Featured swatches in following fabric brand pages

PLEASE NOTE:

FABRIC BANDINGS - Should your fabric of choice not be listed please contact our sales teams who will be happy to assist. The above is intended as a guide only. Please ensure you check the suitability of your selected fabric for its application prior to ordering.

LEATHER - All leather fabrics are priced on application.

FABRIC SWATCHES - We recommend that your final fabric selection is made based on a physical swatch only. Please note colour accuracy of printed fabric swatches is not guaranteed and is intended as a guide only.

PLEASE NOTE:

FABRIC BANDINGS - Should your fabric of choice not be listed please contact our sales teams who will be happy to assist. The above is intended as a guide only. Please ensure you check the suitability of your selected fabric for its application prior to ordering.

LEATHER - All leather fabrics are priced on application.

FABRIC SWATCHES - We recommend that your final fabric selection is made based on a physical swatch only. Please note colour accuracy of printed fabric swatches is not guaranteed and is intended as a guide only.

Manufacturer	Material Name	1	2	3	4	5	6	Leather	Wool Content %Age	Crib Fire Rating	Application
Camira	Synergy					•			95	CRIB 5*	TASK & SS
Camira	Hemp					•			60	CRIB 5	TASK & SS
Camira	24/7 +					•			33	CRIB 5	TASK & SS
Camira	24/7 Flax					•			30	CRIB 5	TASK
Camira	Landscape Balance/Contact					•			95	CRIB 5*	TASK & SS
Camira	Intervene Plain/Texture					•			0	CRIB 5	TASK & SS
Camira	Blazer					•			100	CRIB 5*	TASK & SS
Camira	Marvel					•			0	CRIB 5	TASK & SS
Camira	Aquarius					•			100	CRIB 5*	TASK & SS
Camira	Oxygen					•			90	CRIB 5*	TASK
Camira	Silk					•			67	CRIB 5	TASK & SS
Camira	Track					•			0	CRIB 5	TASK & SS
Camira	Synergy 170					•			95	LOW HAZARD	PANEL
Camira	Hebden					•			60	CRIB 5	TASK & SS
Camira	Main Line Flax Stripe					•			70	CRIB 5	TASK & SS
Camira	Individuo						•		95	CRIB 5*	TASK & SS
Camira	Stripes						•		95	CRIB 5	TASK & SS
Camira	Craggan						•		100	CRIB 5	TASK & SS
Camira	Code						•		85	CRIB 5*	TASK & SS
Camira	Century						•		77	CRIB 5	TASK & SS
CrestJTM	Contempo							•	0	CRIB 5	TASK & SS
CrestJTM	Shelly							•	0	CRIB 5	TASK & SS
CrestJTM	Vele							•	0	CRIB 5	TASK & SS
CrestJTM	Cambridge							•	0	CRIB 5	TASK & SS
CrestJTM	Colorado							•	0	CRIB 5	TASK & SS
Yarwood	Dollaro (vinyl)			•					0	CRIB 5	TASK & SS
Yarwood	Aneurin (vinyl)				•				0	CRIB 5	TASK & SS
Yarwood	Ascot (vinyl)				•				0	CRIB 5	TASK & SS
Yarwood	Churchill (vinyl)					•			0	CRIB 5	TASK & SS
Yarwood	Camden							•	0	CRIB 5	TASK & SS
Yarwood	Style							•	0	CRIB 5	TASK & SS
Yarwood	Hammersmith							•	0	CRIB 5	TASK & SS
Yarwood	Capri							•	0	CRIB 5	TASK & SS
Yarwood	Mustang							•	0	CRIB 5	TASK & SS

* WHEN TREATED

Featured swatches in following fabric brand pages



Chieftain Fabrics are experts in vinyl upholstery. It is their only focus and they believe that for this reason, they are the best at what they do. Chieftain specialise in the design and production of high quality performance fabric and contract upholstery, and have done for over 60 years. With their unique mix of specialist expertise, innovative R&D and advanced materials, they produce an inherently better fabric. Chieftain are constantly striving to keep up with ever changing technologies and have the only fabric that has passed both the Tropical test and Crib 7.



FABRIC BAND 3



Application
High traffic areas, stadia seating, restaurant, hotel, healthcare, prisons, high security environments etc.

Characteristics
Surface : Phthalate free PVC
Backing : Cotton/PES
Weight : 705 g/m2
Thickness : 1.10mm
Bursting Strength : 1,200+kPa
Abrasion : 500,000+ Martindale Rubs

Flame Retardancy
BS5852 Ignition Source 7 - Crib 7 as standard
BS7176 Medium Hazard
S.I. 1988 No.1324 Schedule 4 and 5
BS EN1021-1 and 2
CS-25
FMVSS 302
IMO A 652 (16)
M2
B2

Jungle / Tropical Test
ISO 1419 : 1995 Accelerated Aging Test

Antimicrobial
ISO 22196
G21
Independent testing has verified that Just Colour is effective at reducing the spread of MRSA, E.Coli, and other similar bacteria.

See Chieftainfabrics.com for further details and cleaning instructions.



FABRIC BAND 4



Application
High traffic areas, stadia seating, restaurant, hotel, healthcare etc.

Characteristics
Surface : Phthalate free PVC 85% : 15% PU
Backing : 100% Organic Cotton
Weight : 800g/m2
Thickness : 1.25mm
Bursting Strength : 1,000+kPa
Abrasion : 500,000+ Martindale Rubs

Flame Retardancy
BS5852 Ignition Source 5 - Crib 5 as standard
BS7176 Medium Hazard
S.I. 1988 No.1324 Schedule 4 and 5
BS EN1021-1 and 2
CS-25
FMVSS 302
IMO A 652 (16)

Antimicrobial
ISO 22196
Independent testing has verified that Lionella is effective at reducing the spread of MRSA, E.Coli, and other similar bacteria.

See Chieftainfabrics.com for further details and cleaning instructions.



FABRIC BAND 3



Application
Domestic application only - not suitable for contract use.

Characteristics
Surface : PVC
Backing : PES or Cotton PES
Weight : 608g/m2
Thickness : 1.00mm
Bursting Strength : 1,000+kPa
Abrasion : 40,000+ Martindale Rubs

Flame Retardancy
BS7176 Low Hazard
S.I. 1988 No.1324 Schedule 4 and 5
BS EN1021-1 and 2
CS-25
FMVSS 302
IMO A 652 (16)

See Chieftainfabrics.com for further details and cleaning instructions.



FABRIC BAND 3




Application
High traffic areas, stadia seating, restaurant, hotel, healthcare etc.

Characteristics
Surface : Phthalate free PVC
Backing : Cotton/PES
Weight : 705 g/m2
Thickness : 1.10mm
Bursting Strength : 1,200+kPa
Abrasion : 500,000+ Martindale Rubs

Flame Retardancy
BS5852 Ignition Source 5 - Crib 5 as standard
BS7176 Medium Hazard
S.I. 1988 No.1324 Schedule 4 and 5
BS EN1021-1 and 2
CS-25
FMVSS 302
IMO A 652 (16)

Antimicrobial
ISO 22196
Independent testing has verified that Carino is effective at reducing the spread of MRSA, E.Coli, and other similar bacteria.

See Chieftainfabrics.com for further details and cleaning instructions.





Camira have been weaving the fabric of the world for decades. They produce fabrics for spaces and places, from offices to schools, trains to buses, and shops to hospitals. Camira manufacture over 8 million metres of fabric a year so you’re sure to have touched upon their fabrics either at work, at play or on the move. From their manufacturing plant, registered to ISO 9001 and 14001 standards, they make 8 million metres of fabric a year meeting international flammability regulations, celebrating colour, design, technical and environmental innovation.

CAMIRA MAIN LINE FLAX - FABRIC BAND 4

Composition
70% Virgin Wool, 30% Flax

Enviromental
Rapidly renewable and compostable.

Abrasion Resistance
Heavy duty / 10 year guarantee
Independently certified to ≥50,000
Martindale cycles


Flammability
EN 1021 - 1 (cigarette)
EN 1021 - 2 (match)
BS 7176 Low Hazard
BS 5852 Ignition Source 5
BS 7176 Medium Hazard
BS 5867-2 Type B Curtains & Drapes
UNI 9175 Classe 1 IM
ÖNORM B 3825 & A 3800-1

Note: Flammability performance is dependent on components used.


Light Fastness
5 (ISO 105 - B02)

Fastness to Rubbing
Wet: 3, Dry: 4 (ISO 105 - x12)


See Camirafabrics.com for further details and cleaning instructions.




MLF 05




MLF 06




MLF 12




MLF 22




MLF 24




MLF 13




MLF 16




MLF 28




MLF 31




MLF 17



MLF 20



MLF 33



MFL 38

CAMIRA RIVET - FABRIC BAND 1

Composition
100% Repreve Recycled Polyester.
REPREVE® Unifi, Inc.

Environmental
Made from 100% post-consumer recycled polyester.

Weight
280g/m2 ±5% (390g/lin.m +/-5%)

Abrasion Resistance
Heavy duty / 10 year guarantee
Independently certified to ≥80,000
Martindale cycles


Flammability
EN 1021 - 1 (cigarette)
EN 1021 - 2 (match)
BS 7176 Low Hazard

Note: Flammability performance is dependent on components used.


Light Fastness
6 (ISO 105 - B02)

Fastness to Rubbing
Wet: 4, Dry: 4 (ISO 105 - X12)


See Camirafabrics.com for further details and cleaning instructions.




EGL 03




EGL 04




EGL 08




EGL 21




EGL 24




EGL 09




EGL 10




EGL 32




EGL 33




EGL 12



EGL 13



EGL 36



EGL 48

CAMIRA SYNERGY - FABRIC BAND 5

Composition
95% Virgin Wool, 5% Polyamide.
Non metallic dyestuffs

Weight
400g/m2 ±5% (560g/lin.m ±5%)

Abrasion Resistance
Heavy duty / 10 year guarantee
Independently certified to ≥100,000
Martindale cycles


Flammability
EN 1021 - 1 (cigarette)
EN 1021 - 2 (match)
BS 7176 Low Hazard
UNI 9175 Classe 1 IM
NF D 60-013
ÖNORM B 3825 & A 3800-1
Optional: Please specify when ordering: BS 5852
Ignition Source 5 when FR treated
BS 7176 Medium Hazard when FR

Note: Flammability performance is dependent on components used


Light Fastness
5 (ISO 105 - B02)

Fastness to Rubbing
Wet:4 Dry:4 (ISO 105 - X12)
Cleaning
Vacuum regularly. Professionally dry clean or wipe clean with a damp cloth.


See Camirafabrics.com for further details and cleaning instructions




LDS 18




LDS 20




LDS 25




LDS 62




LDS 66




LDS 28




LDS 44




LDS 82




LDS 86




LDS 56



LDS 58



LDS 87



LDS 88

CAMIRA XTREME - FABRIC BAND 3

Composition
100% Recycled Flame Retardant Polyester
Non metallic dyestuffs

Environmental
Made from 100% recycled polyester
Certified to the EU Ecolabel

Weight
310g/m2 ±5% (435g/lin.m ±5%)

Abrasion Resistance
Heavy duty / 10 year guarantee
Independently certified to ≥100,00
Martindale cycles

Flammability
EN 1021 - 1 (cigarette)
EN 1021 - 2 (match)
BS 7176 Low Hazard
BS 5852 Ignition Source 5
BS 7176 Medium Hazard
DIN 4102 B1


UNI 8456 & UNI 9174 Classe 1
NF D 60-013

Note: Flammability performance is dependent on components used.


Light Fastness
6 (ISO 105 - B02)

Fastness to Rubbing
Wet:4, Dry:4 (ISO 105 - x12)


See Camirafabrics.com for further details and cleaning instructions.




YS 101




YS 108




YS 157




YS 027




YS 071




YS 165




YS 168




YS 072




YS 082




YS 171



YS 174



YS 084



YS 009

FINISHES & COLOURS

Our finishes are designed for ease of coordination and use, abundance of choice and thoughtfulness to the environment. The offering consists of a wide selection of textiles, paints, decors, veneer finishes, glass, acrylic, metals, and plastics.

On these pages we have listed some of our most popular MFC and Steel finishes to assist you in choosing the right finishes for your project.


STOCKED MFC COLOUR RANGES

Ranges
Height Adjustable Desking, Bench Desking, Desking, Meeting Tables & Wooden Storage

Care & Maintenance
Due to its resistant, hygienic and dense surface, these laminates do not require any special form of care. The surface is generally easy to clean. Do not use sanitary cleaners or detergents with abrasive components, as such cleaners may lead to changes in the gloss level and/or scratching of the material.



Beech Nova Oak Grey Oak Maple Dark Walnut



White

LEG FINISHES



Silver RAL9006 White RAL9010 Black RAL9005


PROJECT RANGE MFC FINISHES

Ranges
Meeting Tables

Care & Maintenance
Due to its resistant, hygienic and dense surface, these laminates do not require any special form of care. The surface is generally easy to clean. Do not use sanitary cleaners or detergents with abrasive components, as such cleaners may lead to changes in the gloss level and/or scratching of the material.



Ash Autumn Cherry Beech Chester Oak English Walnut



Grey Grey Nebraska Oak Laurentii Wenge Natural Nebraska Oak White

LEG FINISHES



Silver White

PICNIC AND PLATEAU MEETING TABLE FINISHES


Ranges
Picnic & Plateau

Care & Maintenance
Due to its resistant, hygienic and dense surface, these laminates do not require any special form of care. The surface is generally easy to clean. Do not use sanitary cleaners or detergents with abrasive components, as such cleaners may lead to changes in the gloss level and/or scratching of the material.



Anthracite Grey White

LEG FINISHES



Silver RAL9006 White RAL9010

TALOS STEEL COLOURS

Ranges
Talos

Care & Maintenance
Carefully remove any loose surface deposits with a wet sponge. Use a soft brush (non abrasive) and a dilute solution of a mild detergent, eg, pH-neutral liquid hand dishwashing detergent in warm water (DO NOT use solvents) to remove dust, salt and other deposits.



Black RAL9005 Grey RAL9035 White RAL9003 Coffee RAL8317
Cream RAL1913

BISLEY STEEL COLOURS

Ranges
Bisley Steel Storage

Care & Maintenance
Carefully remove any loose surface deposits with a wet sponge. Use a soft brush (non abrasive) and a dilute solution of a mild detergent, eg, pH-neutral liquid hand dishwashing detergent in warm water (DO NOT use solvents) to remove dust, salt and other deposits.



Light Grey White Oxford Blue Traffic White Silver (Smooth) Mimosa Anthracite Azure Black Yellow



Fushia Goose Orange Cardinal Chalk Coffee Cream