

# CONTENTS

**1**

**RAY** pg 6



Buyers guide pg 66

**2**

**LYRIC** pg 8



Buyers guide pg 67

**3**

**LYRIC MODULAR** pg 10



Buyers guide pg 68

**4**

**ALBAN** pg 12



Buyers guide pg 69

**8**

**NERA** pg 20



Buyers guide pg 74

**9**

**NERA** pg 22



Buyers guide pg 76

**10**

**GROOVE** pg 24



Buyers guide pg 78

**11**

**TANTO** pg 26



Buyers guide pg 80

**15**

**FUNDAMENTAL** pg 34



Buyers guide pg 84

**16**

**FUNDAMENTAL** pg 36



Buyers guide pg 84

**17**

**FUNDAMENTAL** pg 38



Buyers guide pg 85

**18**

**DROP** pg 40



Buyers guide pg 86

**20**

**CIRCULAR** pg 44



Buyers guide pg 88

**21**

**SQUARE** pg 46



Buyers guide pg 89

**22**

**RECTANGULAR** pg 48



Buyers guide pg 89

**23**

**CIRCULAR POSEUR** pg 50



Buyers guide pg 90

**27**

**OTTO** pg 58



Buyers guide pg 94

**28**

**OTTO POSEUR** pg 60



Buyers guide pg 96

**29**

**SLAB** pg 62



Buyers guide pg 98

**30**

**SLAB POSEUR** pg 64



Buyers guide pg 98

# CONTENTS

5

ALBAN HIGH pg 14



Buyers guide pg 70

6

ENCORE pg 16



Buyers guide pg 71

7

ENCORE POD pg 18



Buyers guide pg 72

12

OTIS pg 28



Buyers guide pg 81

13

MEDLEY pg 30



Buyers guide pg 82

14

SPIN pg 32



Buyers guide pg 83

19

GECKO pg 42



Buyers guide pg 87

24

SQUARE  
POSEUR pg 52



Buyers guide pg 91

25

CIRCULAR  
COFFEE pg 54



Buyers guide pg 92

26

SQUARE  
COFFEE pg 56



Buyers guide pg 93



Buyers guide  
PG 66-101

## BUYERS GUIDE

31

Accessories pg 100

32

Fabrics pg 102

33

Laminates pg 104

34

Product guide pg 105

35

Additional info pg 106

# 1 RAY


Buyers guide & technical information see pg 66


Beautifully crafted and elegant in design, Ray offers an informal refuge for employees and small groups to encourage creativity and inspire collaboration. Ray is a traditionally styled, smart, angular soft seating design of great quality and comfort which, combined with the wooden frame, allows for a more creative look in the work place, providing a retro look that will never go out of fashion.

## Features

- Solid hardwood base for enhanced strength and stability
- Headrest with large acoustic wings which offer effective privacy
- Comprehensive choice of fabrics with optional contrasting buttons
- Single and double seat options with low and high backs and matching coffee tables



 Camira Blazer - Salford CUZ1G

 Camira Blazer - Handcross CUZ63







WELCOME

# 1 | STYLISH PERSONAL SEATING



## 2 LYRIC

Buyers guide & technical information see pg 67

Lyric is a modern and stylish upholstered sofa designed to provide employees with an area to unwind together and build good working relationships, or for visitors to rest in comfort. The clean lines and functionality make Lyric an ideal choice for breakout spaces and reception areas, where the extensive range of fabrics and finishes can create a relaxed and unique environment.

### F e a t u r e s

- Available in 1, 2 and 3 seater combinations with two-tone fabric options
- Durable hardwood frame with fully sprung seats for maximum comfort
- Choice of distinctive polished chrome finish or solid oak tapered legs



Camira Synergy - Huddle LDS65





# 2 | CLASSIC SOFT SEATING



# 3 LYRIC MODULAR

Buyers guide & technical information see pg 68

Lyric Modular allows you to add and remove individual elements of the soft seating with ease to create a bespoke piece of furniture that can easily be re-sized to suit any office space, large or small. The Lyric Modular upholstered sofa is ideal for providing employees with an area to relax, whilst maintaining a business feel and providing a level of comfort that lends itself to informal get togethers.

## Features

- Easy to re-configure to suit all work spaces with two-tone fabric options
- Durable hardwood frame with fully sprung seats for maximum comfort
- Choice of distinctive polished chrome finish or solid oak tapered legs



Camira Blazer - Silcoates CUZ30

Camira Blazer - Silverdale CUZ28







# MODULAR SOFT SEATING

3

## 4 ALBAN

Buyers guide & technical information see pg 69

Add style, colour and interest to any office space with the Alban Low Back breakout sofa, perfect for social spaces, working hot spots or for use in a reception area. With so many fabric designs and colours available, Alban will bring a touch of modernism to any office and keep both employees and customers content by offering them a relaxing zone they can appreciate away from their desks.

### F e a t u r e s

- Durable hardwood frame with fully sprung seats for maximum comfort
- Available in 1, 2 & 3 seater combinations with two-tone options
- Polished chrome finish legs with floor protectors
- Available with integrated power supply built into the frame



Compatible electrical accessories see pg 100



Camira Synergy - Relate LDS44







# DESIGNER SOFT SEATING



# 5 ALBAN HIGH

Buyers guide & technical information see pg 70

The Alban High Back sofa adds a new level to office and breakout seating, offering a quiet or private place for employees to sit and relax, or for teams to meet in seclusion. By creating a space that can accommodate individuals or groups in privacy, comfort and style, the Alban High Back is perfect for open space environments in offices, whilst at the same time reflecting the latest in contemporary design.

## Features

- Durable hardwood frame with fully sprung seats for maximum comfort
- Available in 1, 2 & 3 seater combinations with two-tone options
- Easy-to-fit high back section offering effective noise reduction and privacy
- Available with integrated power supply built in to the frame

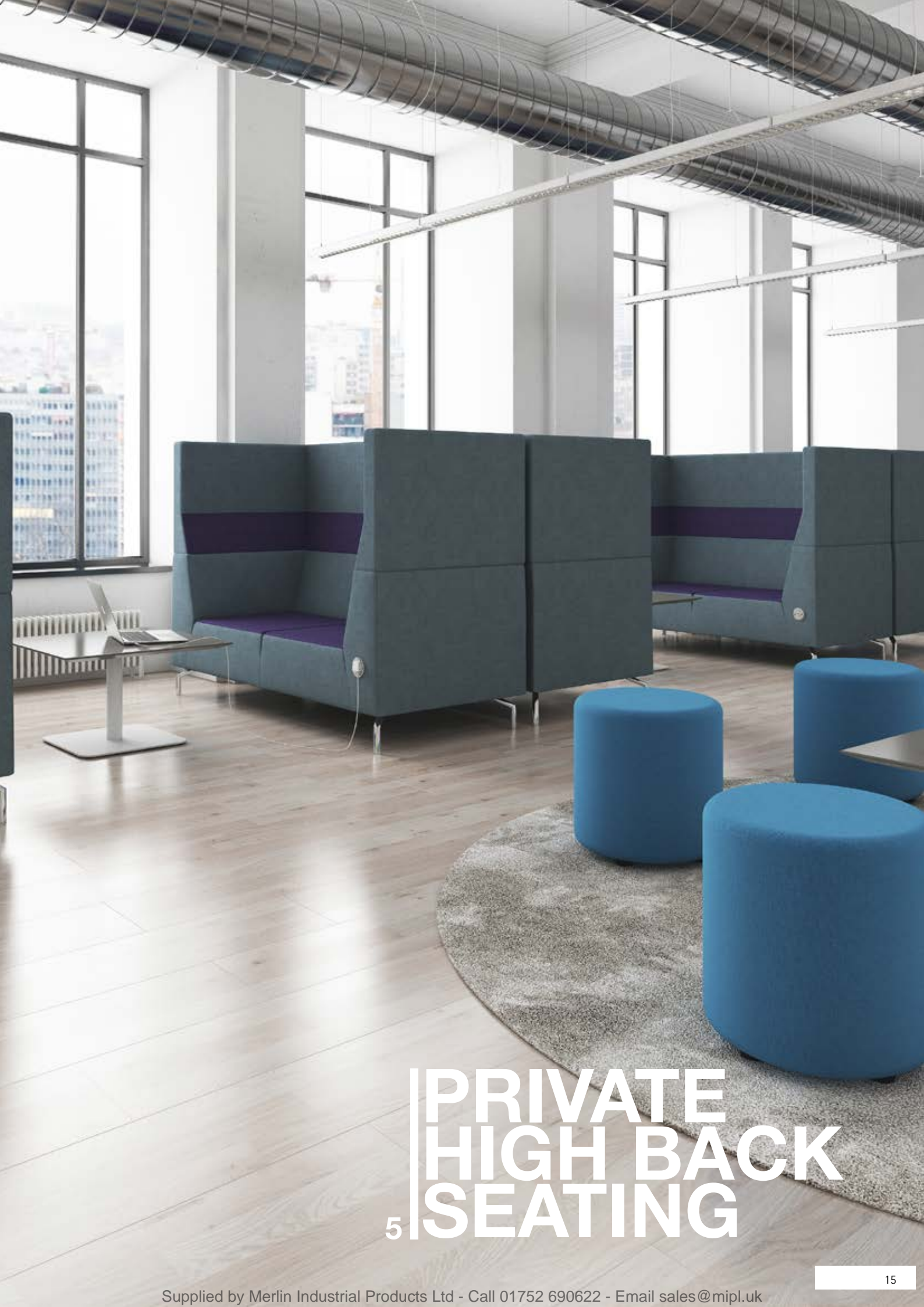


Compatible electrical accessories see pg 100



Camira Nettle Aztec - Canvas OWA02

Camira Nettle Aztec - Tollan OWA03



# PRIVATE HIGH BACK SEATING

5

# 6 ENCORE

Buyers guide & technical information see pg 71

Encore is a distinctively elegant high back soft seating solution that is high in quality and unique in design. The clean, modern lines of the seating and wooden frame give Encore a contemporary look that will suit many open plan offices, creating a fun yet practical work space which will inspire employees and collaborations to a new level of function and sophistication.

## Features

- Deep-foamed seat construction with two-tone fabric options
- Choice of chrome finish or solid oak leg frame on seating and matching coffee table
- Large side screens which offer effective noise reduction and privacy
- Available with integrated power supply built in to the frame



Compatible electrical accessories see pg 100



Camira Energy - Fate LDS07

Camira Energy - Venture LDS05





# 6 | HIGH BACK PRIVATE SEATING



# 7 ENCORE POD

Buyers guide & technical information see pg 72

The Encore Pod has been designed to offer that essential private area in any busy work place by forming a virtual room within a larger open space. The clean, modern lines of the Encore high back seating fix together with a table and power supply to provide an enclosed visual and acoustic space, to accommodate working groups and teams with exceptional comfort and practicality.


## F e a t u r e s

- Deep-foamed seat construction with two-tone fabric options
- Choice of chrome finish or solid oak leg frame
- Choice of medium or large footprint sizes and 4 or 6 seater pods
- Available with integrated power supply built in to the frame



Compatible electrical accessories see pg 100



 Camira Blazer - Latymer CUZ33

 Camira Blazer - Nottingham CUZ15





# MEETING POD SEATING





# 8 NERA

Buyers guide & technical information see pg 74

Nera is one of the most versatile soft seating ranges available, offering a completely flexible solution for any breakout area. The simple, smart components of the Nera range can be used individually or arranged in a variety of dynamic configurations, making it the ideal collection for informal meetings and all working environments now and in the future.

## Features

- Extra deep high density foam seats for durability and comfort
- Versatile and easy to re-configure to suit all work spaces
- Comprehensive choice of fabrics with two-tone options
- Matching coffee tables available



Compatible electrical accessories see pg 100



 Camira Era - Period CSE07

 Camira Era - History CSE21





# MODULAR SOFT SEATING

8



# 9 NERA

Buyers guide & technical information see pg 76

Nera is a multi-functional soft seating system offering maximum flexibility and unparalleled levels of comfort. With a variety of angles and curves, the Nera modular seating collection allows you to be as creative as you want to be with the seating arrangement, but also with the creative use of different fabrics to add a special charm and elegant simplicity to any breakout space or reception area.

## Features

- Extra deep high density foam seats for durability and comfort
- Versatile and easy to re-configure to suit all work spaces
- Comprehensive choice of fabrics with two-tone options
- Matching coffee tables available



Compatible electrical accessories see pg 100



 Camira Era - Period CSE07

 Camira Era - History CSE21







# 9 | VERSATILE SOFT SEATING

# 10 GROOVE

Buyers guide & technical information see pg 78

Groove breakout seating provides a flexible and informal seating solution for a wide range of environments. Available in a multitude of shapes, sizes and finishes, and with endless permutations, Groove interlinking seating can add colour, fun and inspiration to breakout areas and offices, either used on their own or mixed with other seating ranges.

## F e a t u r e s

- Easy to move and re-configure to suit different environments
- Deep-foamed seats offering enhanced comfort within relaxation areas
- Comprehensive choice of fabrics with two-tone options



Camira Blazer - Plymouth QZC1R

Camira Blazer Quilted - Silcoates Charcoal CUZ30

Camira Blazer - Silverdale QZC28







# MODULAR BREAKOUT SEATING

10



# 11 TANTO

Buyers guide & technical information see pg 80

Tanto is a range of soft seating that can easily adapt to all spaces due to its aesthetic simplicity, smooth curves and generous proportions. Often situated in reception areas, Tanto is equally at home in informal meeting spaces, private offices and breakout spaces, offering employees and visitors alike a comfortable seating experience, without compromising on style.

## Features

- Luxurious deep-foamed seat for added comfort
- Comprehensive choice of fabrics with two-tone options
- Polished chrome finish legs with floor protectors



Camira Halcyon Linden - Goosebury HPL07

Camira Halcyon Blossom - Goosebury HPB07





# 11 | TRADITIONAL STYLISH SEATING

# 12 OTIS

Buyers guide & technical information see pg 81

With sophisticated design styling, Otis features voluminous curves for a soft and stylish profile. The upholstered tub style chair has angled sides which offer a relaxing and comfortable seating solution for staff during the working day, and the distinctive, diagonal four-legged chrome frame complements the curvature of the chair back to perfection.

## Features

- Elegant, flowing lines with a durable plywood interior frame
- Polished chrome finish four-leg design with floor protectors
- Ideal around the matching coffee table in a reception or waiting area



 Camira Blazer - Keil CUZ85

 Camira Blazer - Butterstone CUZ83







# MODERN TUB SEATING

12

# 13 MEDLEY





Buyers guide & technical information see pg 82

Medley is a funky, versatile and functional collection of lounge soft seating that is adaptable to multiple environments and spatial needs. Available in choice of fabric finishes and frame styles, Medley's back to basics design is ideal for adding a touch of colour to any office space, making the room look contemporary, vibrant and chic.

## Features

- Generous internal seat size with durable high density foam
- Choice of height adjustable swivel base or chrome finish wire frame
- Ideal for receptions, waiting rooms and breakout areas
- Medley stool also available with wire frame



-  Camira Era - Span CSE05
-  Camira Era - Cycle CSE06
-  Camira Era - Lifetime CSE03
-  Camira Era - Period CSE07







# VERSATILE LOUNGE SEATING

13

# 14 SPIN

Buyers guide & technical information see pg 83

The Spin range of lounge seating is designed with comfort, functionality and durability in mind, making it the professional choice for the office, breakout area or meeting room. Upholstered in leather or fabric to your selection on a chrome finish swivel base with optional head rest and arms, Spin will add a touch of sleek, modern style to any office space.

## F e a t u r e s

- Generous high back with durable high density foam
- Swivel seat design with robust plywood interior frame
- Comprehensive choice of fabrics, vinyls and leathers



 Crest leather - Poppy

 Crest leather - Majolica Blue





# EXECUTIVE LOUNGE SEATING

14



# 15 FUNDAMENTAL

Buyers guide & technical information see pg 84

Fundamental is an economical and practical stackable chair that is ideal for office breakout rooms and dining areas. Offering a blend of strength, chic and sophistication with its natural wooden seat and back, the Fundamental chair features a contoured back making it extremely comfortable and adaptable to any environment, so employees can dine and gather in style.

## Features

- Durable plywood frame available in beech and walnut
- Contoured seat and back design, ideal for canteens or retail locations
- Available as a stackable chair or a stool with polished chrome finish legs



Walnut

Beech







# PLYWOOD DINING SEATING

15



# 16 FUNDAMENTAL

Buyers guide & technical information see pg 84

Fundamental is an economical and practical stackable chair that is ideal for office breakout rooms and dining areas. With a contrasting half upholstered, half wooden design, the Fundamental chair is a simple but modern design that creates a distinctive optical effect of lightness and elegance, offering additional comfort whilst employees dine and gather.

## Features

- Durable plywood frame with contoured back
- Curved upholstered seat for enhanced comfort
- Available as a stackable chair or a stool with polished chrome finish legs

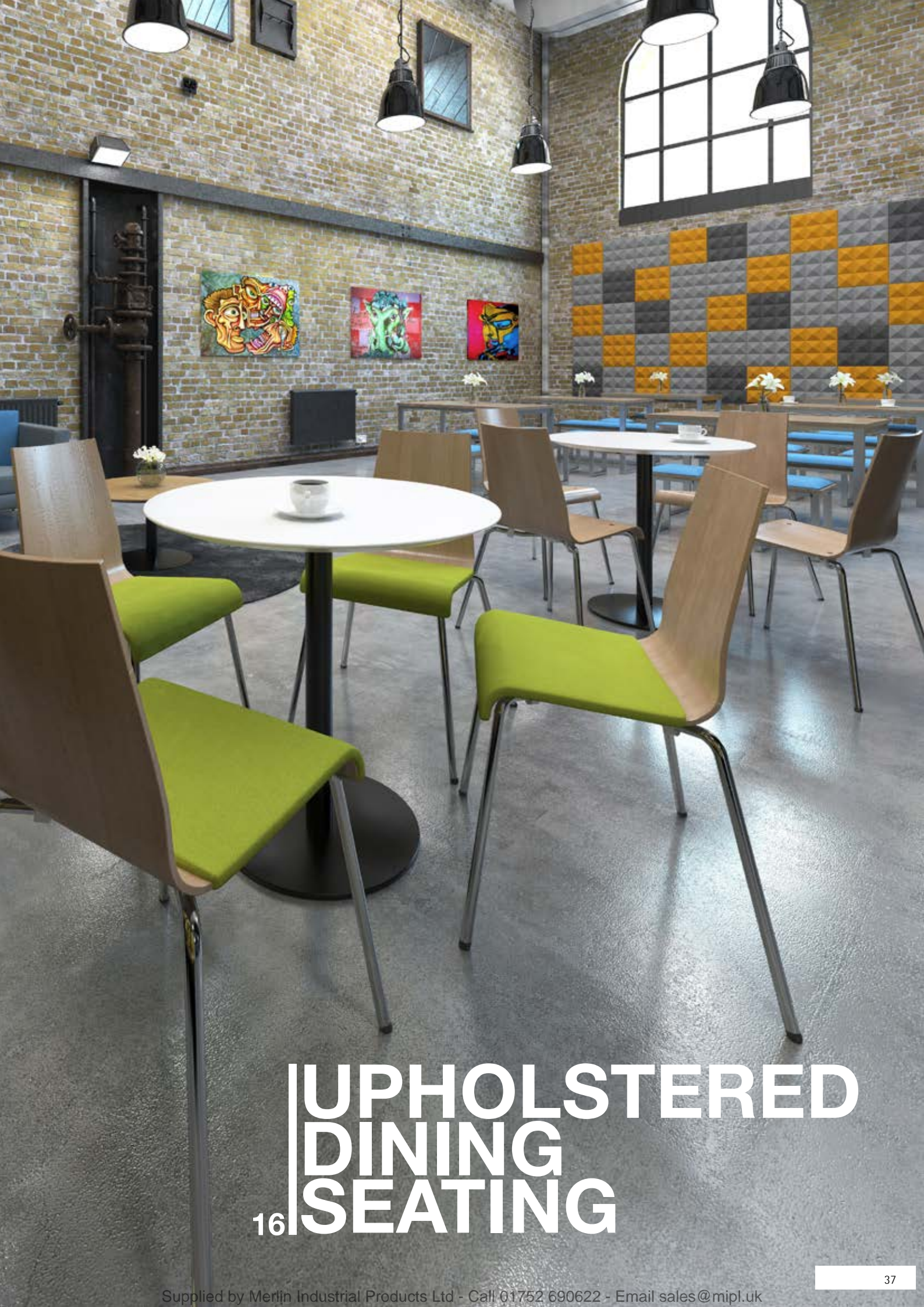


Agua Paint Pot - Orange

Beech







# 16 | UPHOLSTERED DINING SEATING



# 17 FUNDAMENTAL

Buyers guide & technical information see pg 85

Fundamental is an economical and practical stackable chair that is ideal for office breakout rooms and dining areas. Offering the ultimate combination of sleekness and sophistication, the Fundamental chair promotes healthy posture with its curved contours and has an expensive, luxury feel with a cushioned seat and back that offers additional comfort whilst employees dine and gather.

## Features

- Durable plywood frame with contoured back
- Curved upholstered seat and back for superior comfort
- Available as a stackable chair or a stool with polished chrome finish legs



Agua Paint Pot - Azure







# UPHOLSTERED DINING SEATING

17

# 18 DROP

Buyers guide & technical information see pg 86

The modish Drop dining chairs feature contoured seats which are designed for maximum comfort and durability due to the easy clean, curvaceous surface. The Drop chairs are available in a multitude of fabric colour options to add elegance and panache to any number of decorating styles, supported by 4 wooden legs for added strength, but which also contribute to the unique appearance.

## Features

- Durable plywood frame with distinctive beech legs
- Contoured upholstered seat and back option for improved comfort
- Gentle flexing backrest that invites relaxing movement when sitting



Camira Blazer - Brighton CUZ10

Beech







# DESIGNER DINING SEATING

18

# 19 GECKO

Buyers guide & technical information see pg 87

The stylish Gecko dining chairs have a turtle shell design which is designed for maximum comfort and durability due to the easy clean curvaceous shape. Gecko chairs are available in a multitude of colour options for a fun and easy match with any decorating style, and supported by 4 steel legs for added strength, but which also contribute to the unique appearance of the white seat dining chairs.

## Features

- A multitude of colour options enhanced by soft ergonomic lines for comfort
- Stackable design, with a recyclable polymer body on a radial chrome finish frame
- Available as a chair or a stool, ideal for canteens or retail locations







# 19 | SHELL DINING SEATING

# 20 CIRCULAR

Buyers guide & technical information see pg 88

Circular tables are simple yet elegant and will add charm and warmth to any office breakout room or café area, boasting an uncomplicated design and exceptional stability. The curved table top complements the rounded base with the option of 4 separate, adjustable legs so the table is steady on slightly uneven floors. Select from a wide range of base designs combined with top sizes, edge finishes and laminate colours to create the perfect environment for the work place.

## Features

- Choice of 600, 700, 800, 900, 1000, 1200 diameter table tops
- Range of base designs and finishes
- Tops are manufactured from MDF with a choice of edge profiles
- Select a laminate finish to create the perfect look



- Altofinia - Grey 003
- Altofinia - Stripwood 001
- Altofinia - Oak 001
- Altofinia - Teak 003







# CIRCULAR DINING TABLES

20

# 21 SQUARE




Buyers guide & technical information see pg 89

Square tables are simple yet elegant and offer a contemporary layer of style to any office breakout room or café area, boasting an uncomplicated design and exceptional stability. The clean lines of the square top complement the pyramid base with the option of 4 separate, adjustable legs so the table is steady on slightly uneven floors. Select from a wide range of base designs combined with top sizes, edge finishes and laminate colours to create the perfect environment for the work place.

## Features

- Choice of 700x700, 800x800, 900x900, 1000x1000 square table tops
- Range of base designs and finishes
- Tops are manufactured from MDF with a choice of edge profiles
- Select a laminate finish to create the perfect look



-  Altofina - Strip Mix 001
-  Altofina - Satin Blue 007
-  Altofina - Zebrano 003
-  Altofina - Satin Red 001







# SQUARE DINING TABLES

21

# 22 RECTANGULAR

Buyers guide & technical information see pg 89

Rectangular tables are simple yet elegant and offer a contemporary layer of style to any office breakout room or café area, boasting an uncomplicated design and exceptional stability. The sturdy, twin pedestal base makes rectangular tables the perfect option for contract use and the tough steel base and solid table top give added durability and longevity. Select from a wide range of base designs combined with top sizes, edge finishes and laminate colours.

## Features

- Large selection of table top sizes with multiple configuration options
- Heavily weighted base for maximum stability and different feet styles
- Tops are manufactured from MDF with a choice of edge details



Camira Blazer - Butterstone CUZ83

Fundamentals - Zebrano 003







# 22 | RECTANGULAR DINING TABLES

# 23 POSEUR

Buyers guide & technical information see pg 90

Circular poseur tables are a very popular choice thanks to their simple yet stylish design which looks ideal in either a modern or traditional work place. A poseur style table can be used with either bar height stools or simply as an additional surface for drinks and for employees to gather round and catch up on the day's events or hold informal meetings.

## F e a t u r e s

- Choice of 600, 700, 800 diameter high round table tops
- Elegant, round dome base design that works in any canteen or retail location
- Tops are manufactured from MDF with a choice of edge details



Altofina - Concrete 001

Altofina - Purple 002

Altofina - Oak 001







# CIRCULAR POSEUR 23 TABLES

# 24 POSEUR


Buyers guide & technical information see pg 91

Square poseur tables are a very popular choice thanks to their simple yet stylish design which looks ideal in either a modern or traditional work place. A poseur style table can be used with either bar height stools or simply as an additional surface for drinks and for employees to gather round and catch up on the day's events or hold informal meetings.

## F e a t u r e s

- Choice of 650x650, 700x700 square high table tops
- Angular square base design that works in any canteen or retail location
- Tops are manufactured from MDF with a choice of edge details



 Altofina - Zebrano 003

 Altofina - Strip Mix 001

 Agua Paint Pot - Orange





A modern office interior featuring several square tables with white tops and black bases. The tables are arranged in a cluster, with some having books on them. Blue modular seating with purple accents is visible in the background. The floor is light wood, and large windows provide natural light.

# SQUARE POSEUR TABLES

24

# 25 COFFEE

Buyers guide & technical information see pg 92

A circular coffee table is a great choice if you want to create a simple but impactful look in a breakout space or café area. A round table is always an excellent opportunity for creating a communal space, making it perfect for employees to catch up over a quick drinks break or to sit down and discuss the day's events.

## Features

- Choice of 600, 700, 800 diameter low round table tops
- Elegant, round dome base design that works when placed next to a sofa or upholstered chairs
- Tops are manufactured from MDF with a choice of edge details



- Altofina - Concrete 001
- Altofina - Maple 001
- Altofina - Grey 003
- Camira Era - Lifetime CSE03





# CIRCULAR COFFEE TABLES

25



# 26 COFFEE

Buyers guide & technical information see pg 93

A square coffee table is a great choice if you want to create a simple but impactful look in a breakout space or café area. The minimal design makes for easy maintenance and the single pedestal provides ample room for chairs and leg space and to allow for a comfortable employee experience.

## Features

- Choice of 700x700, 800x800 square low table tops
- Angular square base design that works when placed next to a sofa or upholstered chairs
- Tops are manufactured from MDF with a choice of edge details



 Camira Era - Cycle CSE06

 Altofina - Satin Red 001

 Altofina - Satin Blue 007





WELCOME



# SQUARE COFFEE TABLES

26



# 27 OTTO

Buyers guide & technical information see pg 94

The Otto table and bench system is a creative, practical solution for any office breakout space or café area. Hardwearing and easy to clean, the smooth table top surface and classic leg design add a modern twist to the industrial look. The table and bench combination avoids a mismatched look and adds a consistent look and feel to any space, and if you wish to enhance the look of the bench by including a touch of colour, upholstered seat pads can be added to make them more comfortable.

## Features

- Table top manufactured from 25mm MDF with a choice of laminate finishes
- Robust steel sub-frame with choice of silver or white powder coating
- Upholstered seat pads and back rest options in a choice of fabric colours
- Available with integrated power supply built in to the table



Compatible electrical accessories see pg 100



Altolina - Concrete 001





# VERSATILE BENCHING SOLUTION

27





# 28 OTTO POSEUR

Buyers guide & technical information see pg 96

Otto High offers a more versatile experience which will enhance any breakout zone or dining area, providing provision for stand-up snacking, or stylish relaxation with high seating. The steel frame brings a real industrial look to the work place and together with the smooth poseur table top offers a creative space where employees can gather and meet for a coffee. Select from single stools or benches with optional upholstered seat pads to create the perfect look.

## Features

- Table top manufactured from 25mm MDF with a choice of laminate finishes
- Robust steel sub-frame with choice of silver or white powder coating
- Optional upholstered seat pads on benches in a choice of fabric colours
- Available with integrated power supply built in to the table



Compatible electrical accessories see pg 100



Altofina - Tidal Wood 002







# 28 | VERSATILE BENCHING SOLUTION

# 29 SLAB

Buyers guide & technical information see pg 98

The Slab table and bench combination makes a real visual impact, with its stylish, chunky laminated top and leg panels that make it stand out in any breakout space or office canteen. With its funky, minimalistic design, the beauty of the Slab table and bench is all in the finish and colour. The table can be produced in a choice of laminate finishes and the bench seating complemented with an upholstered seat pad available in a wide range of fabric options.

## Features

- Table top and leg panels manufactured from 50mm MDF with a wide range of edge finishes
- Mix and match inner and outer laminate finishes to create a unique look
- Optional upholstered seat pads on benches in a choice of fabric colours
- Available with integrated power supply built in to the table



Compatible electrical accessories see pg 100



Altofina - White 001

Altofina - Orange 001

Chieftan Just Colour - Cocoa







# 29 | VERSATILE BENCHING SOLUTION

# 30 SLAB POSEUR

Buyers guide & technical information see pg 98

Slab High is a perfect example of a clean, understated style with its simple shape and smooth straight lines, making this poseur table ideal for any office breakout area or canteen where space is at a premium. Select from a wide range of matching laminate finishes or combine different edging and internal finishes to create a more personalised look. Chairs can slot under the table when not in use to fit neatly together and reduce the furniture footprint.

## Features

- Table top and leg panels manufactured from 50mm MDF with a wide range of edge finishes
- Mix and match inner and outer laminate finishes to create a unique look
- Single stools available in a choice of upholstered fabric colours
- Available with integrated power supply built in to the table




Compatible electrical accessories see pg 100



Altofina Tuff Gloss - Blue 001

Altofina Tuff Gloss - White 007







# 30 | VERSATILE BENCHING SOLUTION


# 1 RAY

- Solid hardwood base for enhanced strength and stability
- Headrest with large acoustic wings which offer effective privacy
- Comprehensive choice of fabrics with optional contrasting buttons
- Single and double seat options with low and high backs and matching coffee tables



## RAY01-LOW

Armchair with button back detail



### Dimensions (mm)

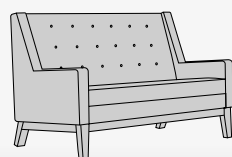
Overall Height	<b>910</b>
Overall Depth	<b>790</b>
Overall Width	<b>720</b>
Seat Height	<b>430</b>
Seat Depth	<b>500</b>
Seat Width	<b>550</b>

### Fabric bands A to F

Band A	<b>£750.00</b>
Band B	<b>£850.00</b>
Band C	<b>£950.00</b>
Band D	<b>£1,050.00</b>
Band E	<b>£1,150.00</b>
Band F	<b>£1,450.00</b>

## RAY02-LOW

2 seater sofa with button back detail



### Dimensions (mm)

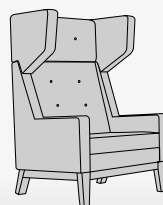
Overall Height	<b>910</b>
Overall Depth	<b>790</b>
Overall Width	<b>1370</b>
Seat Height	<b>430</b>
Seat Depth	<b>500</b>
Seat Width	<b>1200</b>

### Fabric bands A to F

Band A	<b>£950.00</b>
Band B	<b>£1,050.00</b>
Band C	<b>£1,150.00</b>
Band D	<b>£1,250.00</b>
Band E	<b>£1,350.00</b>
Band F	<b>£1,650.00</b>

## RAY01-HIGH

Armchair with button back detail



### Dimensions (mm)


Overall Height	<b>1210</b>
Overall Depth	<b>800</b>
Overall Width	<b>720</b>
Seat Height	<b>430</b>
Seat Depth	<b>500</b>
Seat Width	<b>550</b>

### Fabric bands A to F

Band A	<b>£950.00</b>
Band B	<b>£1,050.00</b>
Band C	<b>£1,150.00</b>
Band D	<b>£1,250.00</b>
Band E	<b>£1,350.00</b>
Band F	<b>£1,650.00</b>

## RAY02-HIGH

2 seater sofa with button back detail



### Dimensions (mm)


Overall Height	<b>1210</b>
Overall Depth	<b>800</b>
Overall Width	<b>1370</b>
Seat Height	<b>430</b>
Seat Depth	<b>500</b>
Seat Width	<b>1200</b>

### Fabric bands A to F

Band A	<b>£1,150.00</b>
Band B	<b>£1,250.00</b>
Band C	<b>£1,350.00</b>
Band D	<b>£1,450.00</b>
Band E	<b>£1,600.00</b>
Band F	<b>£2,100.00</b>

## RAY-T1

Conical wooden oak legs with 25mm MDF top  
Laminate options see pg 104



### Dimensions (mm)

Diameter	<b>600</b>
----------	------------

### Band A laminate

Band A	<b>£250.00</b>
--------	----------------

## RAY-T2

Solid oak square leg frame with 25mm MDF top  
Laminate options see pg 104



### Dimensions (mm)

Diameter	<b>600</b>
----------	------------

### Band A laminate

Band A	<b>£350.00</b>
--------	----------------



## 2 LYRIC

- Available in 1, 2 and 3 seater combinations with two-tone fabric options
- Durable hardwood frame with fully sprung seats for maximum comfort
- Choice of distinctive polished chrome finish or solid oak tapered legs

Priced with metal legs. For wooden legs (**WF**) add £100 per unit




### LYR50001

Armchair with metal legs

### LYR50001-WF

Armchair with wooden legs



#### Dimensions (mm)

Overall Height	<b>790</b>
Overall Depth	<b>820</b>
Overall Width	<b>900</b>
Seat Height	<b>420</b>
Seat Depth	<b>510</b>
Seat Width	<b>600</b>

#### Fabric bands A to F

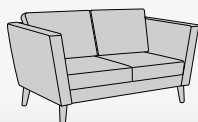
Band A	<b>£750.00</b>
Band B	<b>£790.00</b>
Band C	<b>£840.00</b>
Band D	<b>£960.00</b>
Band E	<b>£1,050.00</b>
Band F	<b>£1,350.00</b>

### LYR50002

2 seater sofa with metal legs

### LYR50002-WF

2 seater sofa with wooden legs



#### Dimensions (mm)

Overall Height	<b>790</b>
Overall Depth	<b>820</b>
Overall Width	<b>1450</b>
Seat Height	<b>420</b>
Seat Depth	<b>510</b>
Seat Width	<b>1160</b>

#### Fabric bands A to F

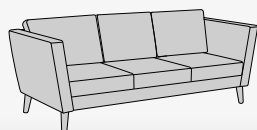
Band A	<b>£980.00</b>
Band B	<b>£1,100.00</b>
Band C	<b>£1,140.00</b>
Band D	<b>£1,300.00</b>
Band E	<b>£1,450.00</b>
Band F	<b>£1,800.00</b>

### LYR50003

3 seater sofa with metal legs

### LYR50003-WF

3 seater sofa with wooden legs



#### Dimensions (mm)

Overall Height	<b>790</b>
Overall Depth	<b>820</b>
Overall Width	<b>2010</b>
Seat Height	<b>420</b>
Seat Depth	<b>510</b>
Seat Width	<b>1720</b>

#### Fabric bands A to F

Band A	<b>£1,250.00</b>
Band B	<b>£1,400.00</b>
Band C	<b>£1,500.00</b>
Band D	<b>£1,650.00</b>
Band E	<b>£1,850.00</b>
Band F	<b>£2,350.00</b>





# 3 LYRIC MODULAR


- Easy to re-configure to suit all work spaces with two-tone fabric options
- Durable hardwood frame with fully sprung seats for maximum comfort
- Choice of distinctive polished chrome finish or solid oak tapered legs


Priced with metal legs. For wooden legs **(WF)** add £100 per unit



<b>LYRC</b> Corner unit with metal legs  <b>LYRC-WF</b> Corner unit with wooden legs		Dimensions (mm)	Fabric bands A to F
		Overall Height <b>790</b> Overall Depth <b>820</b> Overall Width <b>820</b> Seat Height <b>420</b> Seat Depth <b>510</b> Seat Width <b>510</b>	Band A <b>£645.00</b> Band B <b>£750.00</b> Band C <b>£770.00</b> Band D <b>£865.00</b> Band E <b>£995.00</b> Band F <b>£1,200.00</b>

<b>LYRNA</b> Chair with no arms and metal legs  <b>LYRNA-WF</b> Chair with no arms and wooden legs		Dimensions (mm)	Fabric bands A to F
		Overall Height <b>790</b> Overall Depth <b>820</b> Overall Width <b>565</b> Seat Height <b>420</b> Seat Depth <b>510</b> Seat Width <b>565</b>	Band A <b>£450.00</b> Band B <b>£500.00</b> Band C <b>£550.00</b> Band D <b>£600.00</b> Band E <b>£660.00</b> Band F <b>£850.00</b>

<b>LYRRA</b> Corner unit with right hand arm and metal legs  <b>LYRRA-WF</b> Corner unit with right hand arm and wooden legs		Dimensions (mm)	Fabric bands A to F
		Overall Height <b>790</b> Overall Depth <b>820</b> Overall Width <b>740</b> Seat Height <b>420</b> Seat Depth <b>510</b> Seat Width <b>580</b>	Band A <b>£600.00</b> Band B <b>£680.00</b> Band C <b>£730.00</b> Band D <b>£770.00</b> Band E <b>£890.00</b> Band F <b>£1,050.00</b>

<b>LYRLA</b> Chair with left hand arm and metal legs  <b>LYRLA-WF</b> Chair with left hand arm and wooden legs		Dimensions (mm)	Fabric bands A to F
		Overall Height <b>790</b> Overall Depth <b>820</b> Overall Width <b>740</b> Seat Height <b>420</b> Seat Depth <b>510</b> Seat Width <b>580</b>	Band A <b>£600.00</b> Band B <b>£680.00</b> Band C <b>£730.00</b> Band D <b>£770.00</b> Band E <b>£890.00</b> Band F <b>£1,050.00</b>





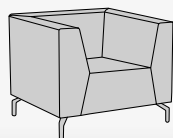
# 4 ALBAN

- Durable hardwood frame with fully sprung seats for maximum comfort
- Available in 1, 2 & 3 seater combinations with two-tone options
- Polished chrome finish legs with floor protectors
- Available with integrated power supply built into the frame



## ALBAN01-LOW

Armchair



### Dimensions (mm)

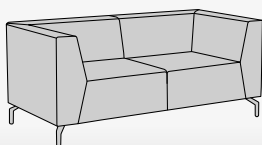
Overall Height	<b>730</b>
Overall Depth	<b>800</b>
Overall Width	<b>985</b>
Seat Height	<b>430</b>
Seat Depth	<b>560</b>
Seat Width	<b>530</b>

### Fabric bands A to F

Band A	<b>£700.00</b>
Band B	<b>£750.00</b>
Band C	<b>£850.00</b>
Band D	<b>£950.00</b>
Band E	<b>£1,050.00</b>
Band F	<b>£1,300.00</b>

## ALBAN02-LOW

2 seater sofa



### Dimensions (mm)

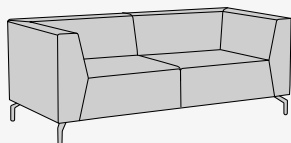
Overall Height	<b>730</b>
Overall Depth	<b>800</b>
Overall Width	<b>1700</b>
Seat Height	<b>430</b>
Seat Depth	<b>560</b>
Seat Width	<b>1245</b>

### Fabric bands A to F

Band A	<b>£875.00</b>
Band B	<b>£975.00</b>
Band C	<b>£1,075.00</b>
Band D	<b>£1,175.00</b>
Band E	<b>£1,275.00</b>
Band F	<b>£1,675.00</b>

## ALBAN03-LOW

3 seater sofa



### Dimensions (mm)

Overall Height	<b>730</b>
Overall Depth	<b>800</b>
Overall Width	<b>2050</b>
Seat Height	<b>430</b>
Seat Depth	<b>560</b>
Seat Width	<b>1595</b>

### Fabric bands A to F

Band A	<b>£1,000.00</b>
Band B	<b>£1,150.00</b>
Band C	<b>£1,250.00</b>
Band D	<b>£1,400.00</b>
Band E	<b>£1,600.00</b>
Band F	<b>£2,000.00</b>

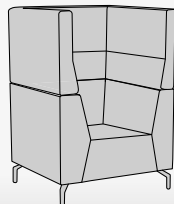


# 5 ALBAN HIGH

- Durable hardwood frame with fully sprung seats for maximum comfort
- Available in 1, 2 & 3 seater combinations with two-tone options
- Easy-to-fit high back section offering effective noise reduction and privacy
- Available with integrated power supply built in to the frame



**ALBAN01-HIGH**  
Armchair



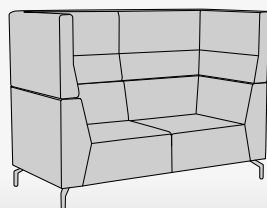
## Dimensions (mm)

Overall Height	<b>1250</b>
Overall Depth	<b>800</b>
Overall Width	<b>985</b>
Seat Height	<b>430</b>
Seat Depth	<b>560</b>
Seat Width	<b>530</b>

## Fabric bands A to F

Band A	<b>£1,000.00</b>
Band B	<b>£1,200.00</b>
Band C	<b>£1,400.00</b>
Band D	<b>£1,600.00</b>
Band E	<b>£1,850.00</b>
Band F	<b>£2,300.00</b>

**ALBAN02-HIGH**  
2 seater sofa




## Dimensions (mm)

Overall Height	<b>1250</b>
Overall Depth	<b>800</b>
Overall Width	<b>1700</b>
Seat Height	<b>430</b>
Seat Depth	<b>560</b>
Seat Width	<b>1245</b>

## Fabric bands A to F

Band A	<b>£1,300.00</b>
Band B	<b>£1,500.00</b>
Band C	<b>£1,700.00</b>
Band D	<b>£1,900.00</b>
Band E	<b>£2,150.00</b>
Band F	<b>£2,750.00</b>

**ALBAN03-HIGH**  
3 seater sofa



## Dimensions (mm)

Overall Height	<b>1250</b>
Overall Depth	<b>800</b>
Overall Width	<b>2050</b>
Seat Height	<b>430</b>
Seat Depth	<b>560</b>
Seat Width	<b>1595</b>

## Fabric bands A to F

Band A	<b>£1,500.00</b>
Band B	<b>£1,700.00</b>
Band C	<b>£1,900.00</b>
Band D	<b>£2,100.00</b>
Band E	<b>£2,350.00</b>
Band F	<b>£2,950.00</b>





# 6 ENCORE

- Deep-foamed seat construction with two-tone fabric options
- Choice of chrome finish or solid oak leg frame on seating and matching coffee table
- Large side screens which offer effective noise reduction and privacy
- Available with integrated power supply built in to the frame

Priced with metal legs. For wooden legs (WF) add £100 per unit




## ENC02-ML

2 seater sofa with metal foot

## ENC02-WF

2 seater sofa with wooden foot



### Dimensions (mm)

Overall Height	1270
Overall Depth	730
Overall Width	1390
Seat Height	450
Seat Depth	490
Seat Width	1200

### Fabric bands A to F

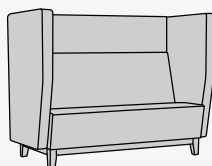
Band A	£1,100.00
Band B	£1,300.00
Band C	£1,500.00
Band D	£1,700.00
Band E	£1,900.00
Band F	£2,400.00

## ENC03-ML

3 seater sofa with metal foot

## ENC03-WF

3 seater sofa with wooden foot



### Dimensions (mm)

Overall Height	1270
Overall Depth	730
Overall Width	1990
Seat Height	450
Seat Depth	490
Seat Width	1800

### Fabric bands A to F

Band A	£1,300.00
Band B	£1,500.00
Band C	£1,700.00
Band D	£1,900.00
Band E	£2,100.00
Band F	£2,600.00

## RAY-T1

Conical wooden oak legs with 25mm MDF top  
Laminates options see page pg 104



### Dimensions (mm)

Diameter	600
----------	-----

### Band A laminate

Band A	£250.00
--------	---------

## RAY-T2

Solid oak square leg frame with 25mm MDF top  
Laminates options see page pg 104



### Dimensions (mm)

Diameter	600
----------	-----

### Fabric bands A to F

Band A	£350.00
--------	---------




# 7 ENCORE POD

- Deep-foamed seat construction with two-tone fabric options
- Choice of chrome finish or solid oak leg frame
- Choice of medium or large footprint sizes and 4 or 6 seater pods
- Available with integrated power supply built in to the frame



## ENC04-ML

4 seater pod  
1390mm depth (medium)  
Metal legs



### Dimensions (mm)


Overall Height	1270
Overall Depth	1390
Overall Width	2280
Seat Height	450
Seat Depth	490
Seat Width	1200

### Fabric bands A to F

Band A	£3,000.00
Band B	£3,400.00
Band C	£3,800.00
Band D	£4,200.00
Band E	£4,600.00
Band F	£6,000.00

## ENC04-WF

4 seater pod  
1390mm depth (medium)  
Wooden legs



### Dimensions (mm)

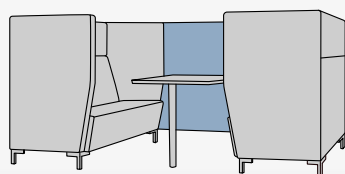
Overall Height	1270
Overall Depth	1390
Overall Width	2280
Seat Height	450
Seat Depth	490
Seat Width	1200

### Fabric bands A to F

Band A	£3,200.00
Band B	£3,600.00
Band C	£4,000.00
Band D	£4,400.00
Band E	£4,800.00
Band F	£6,200.00

## ENC05-ML

4 seater pod  
1390mm depth (medium)  
Metal legs



### Dimensions (mm)

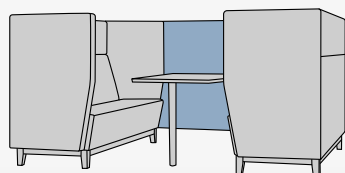
Overall Height	1270
Overall Depth	1390
Overall Width	2580
Seat Height	450
Seat Depth	490
Seat Width	1200

### Fabric bands A to F

Band A	£3,500.00
Band B	£3,900.00
Band C	£4,300.00
Band D	£4,700.00
Band E	£5,100.00
Band F	£6,800.00

## ENC05-WF

4 seater pod  
1390mm depth (medium)  
Wooden legs



### Dimensions (mm)

Overall Height	1270
Overall Depth	1390
Overall Width	2580
Seat Height	450
Seat Depth	490
Seat Width	1200

### Fabric bands A to F

Band A	£3,700.00
Band B	£4,100.00
Band C	£4,500.00
Band D	£4,900.00
Band E	£5,300.00
Band F	£7,000.00

## TV-BRACKET

For TV's upto 28 inch.  
Ensure you also order data  
module, leads and socket



### Dimension (mm)

Depth from pod wall 10mm

### RRP

£50.00

## ENC04 - TABLE

1200w x 600-400d



## ENC06 - TABLE

1600w x 600-400d



## ENC05 - TABLE

1200w x 900-700d



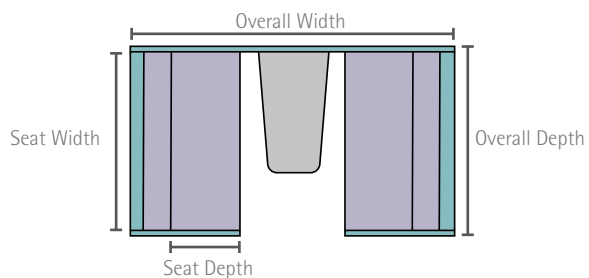
## ENC07 - TABLE

1600w x 900-700d



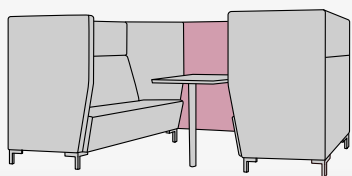
Edge detail - Straight  
Top laminate band A see pg 104





### ENC06-ML

6 seater pod  
1990mm depth (large)  
Metal legs



#### Dimensions (mm)


Overall Height	1270
Overall Depth	1990
Overall Width	2280
Seat Height	450
Seat Depth	490
Seat Width	1800

#### Fabric bands A to F

Band A	£3,500.00
Band B	£3,900.00
Band C	£4,300.00
Band D	£4,700.00
Band E	£5,100.00
Band F	£6,800.00

### ENC06-WF

6 seater pod  
1990mm depth (large)  
Wooden legs



#### Dimensions (mm)

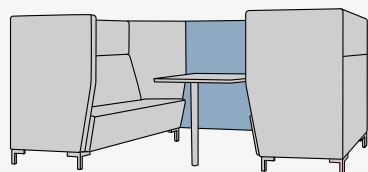
Overall Height	1270
Overall Depth	1990
Overall Width	2280
Seat Height	450
Seat Depth	490
Seat Width	1800

#### Fabric bands A to F

Band A	£3,700.00
Band B	£4,100.00
Band C	£4,500.00
Band D	£4,900.00
Band E	£5,300.00
Band F	£7,000.00

### ENC07-ML

6 seater pod  
1990mm depth (large)  
Metal legs



#### Dimensions (mm)

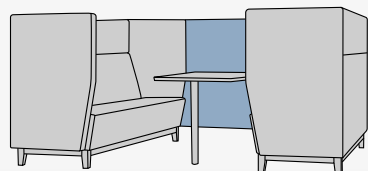
Overall Height	1270
Overall Depth	1990
Overall Width	2580
Seat Height	450
Seat Depth	490
Seat Width	1800

#### Fabric bands A to F

Band A	£4,000.00
Band B	£4,400.00
Band C	£4,800.00
Band D	£5,200.00
Band E	£5,600.00
Band F	£7,000.00

### ENC07-WF

6 seater pod  
1990mm depth (large)  
Wooden legs



#### Dimensions (mm)

Overall Height	1270
Overall Depth	1990
Overall Width	2580
Seat Height	450
Seat Depth	490
Seat Width	1800

#### Fabric bands A to F

Band A	£4,200.00
Band B	£4,600.00
Band C	£5,000.00
Band D	£5,400.00
Band E	£5,800.00
Band F	£7,200.00



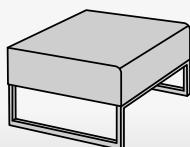
# 8 NERA

- Extra deep high density foam seats for durability and comfort
- Versatile and easy to re-configure to suit all work spaces
- Comprehensive choice of fabrics with two-tone options
- Frame available in satin silver -S or chrome effect -C paint finishes



## NERA-S

Single bench



### Dimensions (mm)


Overall Height	430
Overall Depth	700
Overall Width	700
Seat Height	430
Seat Depth	700
Seat Width	700

### Fabric bands A to F

Band A	£230.00
Band B	£240.00
Band C	£260.00
Band D	£290.00
Band E	£310.00
Band F	£375.00

## NERA-S-B

Single bench with back



### Dimensions (mm)

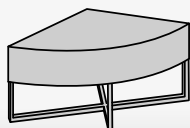
Overall Height	790
Overall Depth	700
Overall Width	700
Seat Height	430
Seat Depth	510
Seat Width	700

### Fabric bands A to F

Band A	£320.00
Band B	£365.00
Band C	£395.00
Band D	£445.00
Band E	£490.00
Band F	£590.00

## NERA-Q

Corner unit



### Dimensions (mm)

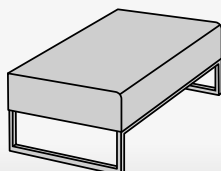
Overall Height	430
Overall Depth	700
Overall Width	700
Seat Height	430
Seat Depth	700
Seat Width	700

### Fabric bands A to F

Band A	£230.00
Band B	£240.00
Band C	£260.00
Band D	£290.00
Band E	£310.00
Band F	£375.00

## NERA-D

Double bench



### Dimensions (mm)

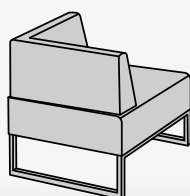
Overall Height	430
Overall Depth	700
Overall Width	1400
Seat Height	430
Seat Depth	700
Seat Width	1400

### Fabric bands A to F

Band A	£350.00
Band B	£370.00
Band C	£395.00
Band D	£440.00
Band E	£475.00
Band F	£590.00

## NERA-S-BRA

Single bench with back and right arm



### Dimensions (mm)


Overall Height	790
Overall Depth	700
Overall Width	700
Seat Height	430
Seat Depth	510
Seat Width	510

### Fabric bands A to F

Band A	£415.00
Band B	£450.00
Band C	£480.00
Band D	£550.00
Band E	£640.00
Band F	£790.00

## NERA-S-BLA

Single bench with back and left arm



### Dimensions (mm)

Overall Height	790
Overall Depth	700
Overall Width	700
Seat Height	430
Seat Depth	510
Seat Width	510

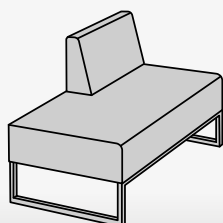
### Fabric bands A to F

Band A	£415.00
Band B	£450.00
Band C	£480.00
Band D	£550.00
Band E	£640.00
Band F	£790.00



### NERA-D-LB

Double bench with left hand back



#### Dimensions (mm)

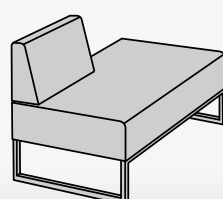
Overall Height	<b>790</b>
Overall Depth	<b>700</b>
Overall Width	<b>1400</b>
Seat Height	<b>430</b>
Seat Depth	<b>510-700</b>
Seat Width	<b>1400</b>

#### Fabric bands A to F

Band A	<b>£450.00</b>
Band B	<b>£500.00</b>
Band C	<b>£540.00</b>
Band D	<b>£590.00</b>
Band E	<b>£660.00</b>
Band F	<b>£790.00</b>

### NERA-D-RB

Double bench with right hand back



#### Dimensions (mm)

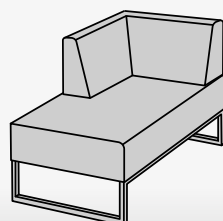
Overall Height	<b>790</b>
Overall Depth	<b>700</b>
Overall Width	<b>1400</b>
Seat Height	<b>430</b>
Seat Depth	<b>510-700</b>
Seat Width	<b>1400</b>

#### Fabric bands A to F

Band A	<b>£450.00</b>
Band B	<b>£500.00</b>
Band C	<b>£540.00</b>
Band D	<b>£590.00</b>
Band E	<b>£660.00</b>
Band F	<b>£790.00</b>

### NERA-D-BLA

Double bench with left hand back and arm



#### Dimensions (mm)

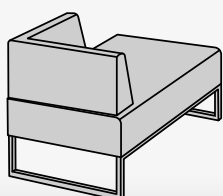
Overall Height	<b>790</b>
Overall Depth	<b>700</b>
Overall Width	<b>1400</b>
Seat Height	<b>430</b>
Seat Depth	<b>510-700</b>
Seat Width	<b>1210</b>

#### Fabric bands A to F

Band A	<b>£550.00</b>
Band B	<b>£600.00</b>
Band C	<b>£640.00</b>
Band D	<b>£690.00</b>
Band E	<b>£760.00</b>
Band F	<b>£990.00</b>

### NERA-D-BRA

Double bench with right hand back and arm



#### Dimensions (mm)

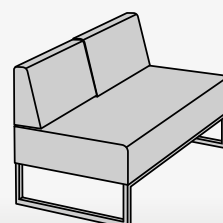
Overall Height	<b>790</b>
Overall Depth	<b>700</b>
Overall Width	<b>1400</b>
Seat Height	<b>430</b>
Seat Depth	<b>510-700</b>
Seat Width	<b>1210</b>

#### Fabric bands A to F

Band A	<b>£550.00</b>
Band B	<b>£600.00</b>
Band C	<b>£640.00</b>
Band D	<b>£690.00</b>
Band E	<b>£760.00</b>
Band F	<b>£990.00</b>

### NERA-D-BB

Double bench with double back



#### Dimensions (mm)

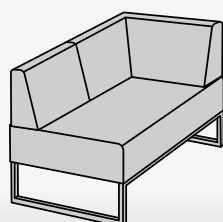
Overall Height	<b>790</b>
Overall Depth	<b>700</b>
Overall Width	<b>1400</b>
Seat Height	<b>430</b>
Seat Depth	<b>510</b>
Seat Width	<b>1400</b>

#### Fabric bands A to F

Band A	<b>£525.00</b>
Band B	<b>£600.00</b>
Band C	<b>£660.00</b>
Band D	<b>£725.00</b>
Band E	<b>£825.00</b>
Band F	<b>£950.00</b>

### NERA-D-BBLA

Double bench with double back and left arm



#### Dimensions (mm)

Overall Height	<b>790</b>
Overall Depth	<b>700</b>
Overall Width	<b>1400</b>
Seat Height	<b>430</b>
Seat Depth	<b>510</b>
Seat Width	<b>1210</b>

#### Fabric bands A to F

Band A	<b>£650.00</b>
Band B	<b>£725.00</b>
Band C	<b>£765.00</b>
Band D	<b>£850.00</b>
Band E	<b>£995.00</b>
Band F	<b>£1,200.00</b>

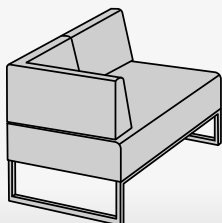
# 9 NERA

- Extra deep high density foam seats for durability and comfort
- Versatile and easy to re-configure to suit all work spaces
- Comprehensive choice of fabrics with two-tone options
- Frame available in satin silver -S or chrome effect -C paint finishes



## NERA-D-BBRA

Double bench with double back and right arm



### Dimensions (mm)

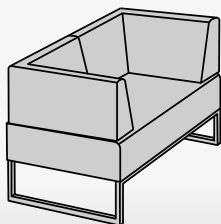
Overall Height	<b>790</b>
Overall Depth	<b>700</b>
Overall Width	<b>1400</b>
Seat Height	<b>430</b>
Seat Depth	<b>510</b>
Seat Width	<b>1210</b>

### Fabric bands A to F

Band A	<b>£650.00</b>
Band B	<b>£725.00</b>
Band C	<b>£765.00</b>
Band D	<b>£850.00</b>
Band E	<b>£995.00</b>
Band F	<b>£1,200.00</b>

## NERA-D-BRABLA

Double bench with double back and 2 arms



### Dimensions (mm)

Overall Height	<b>790</b>
Overall Depth	<b>700</b>
Overall Width	<b>1400</b>
Seat Height	<b>430</b>
Seat Depth	<b>510</b>
Seat Width	<b>1020</b>

### Fabric bands A to F

Band A	<b>£700.00</b>
Band B	<b>£770.00</b>
Band C	<b>£840.00</b>
Band D	<b>£985.00</b>
Band E	<b>£1,100.00</b>
Band F	<b>£1,400.00</b>

## NERA-Q-TABLE

Corner unit with 25mm MDF top  
Laminates see page pg 104



### Dimensions (mm)

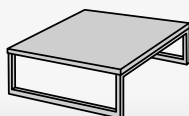
Overall Height	<b>240</b>
Overall Depth	<b>700</b>
Overall Width	<b>700</b>

### Band A laminate

Band A	<b>£190.00</b>
--------	----------------

## NERA-S-TABLE

Coffee table with 25mm MDF top  
Laminates see page pg 104



### Dimensions (mm)

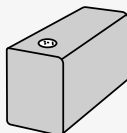
Overall Height	<b>240</b>
Overall Depth	<b>700</b>
Overall Width	<b>700</b>

### Band A laminate

Band A	<b>£220.00</b>
--------	----------------

## NERA-PU

Power unit, 1 x 13A plug plus USB



### Dimensions (mm)

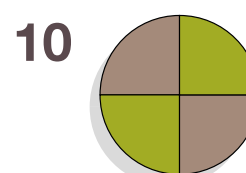
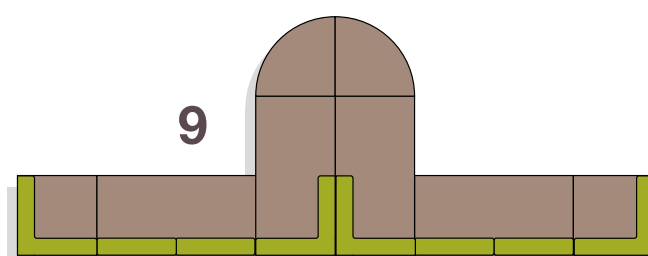
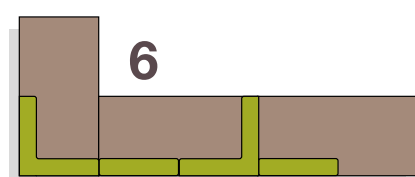
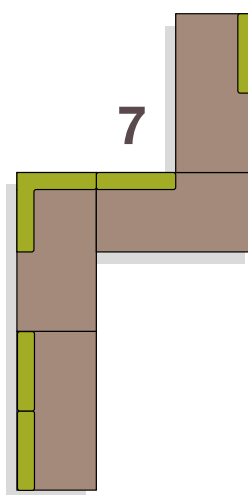
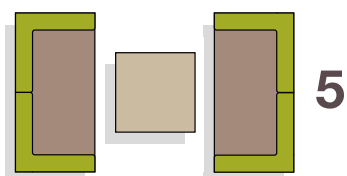
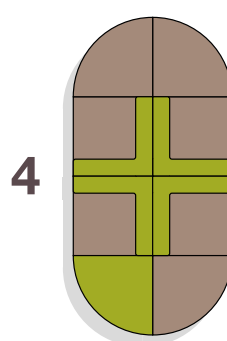
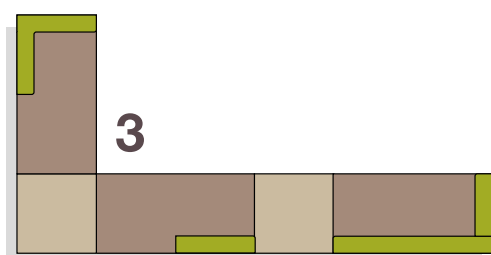
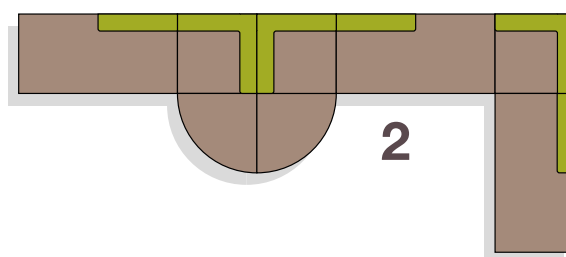
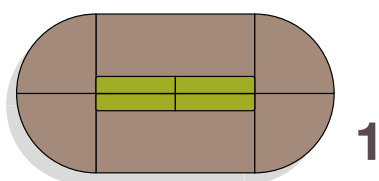
Overall Height	<b>430</b>
Overall Depth	<b>700</b>
Overall Width	<b>250</b>

### Fabric bands A to F

Band A	<b>£450.00</b>
Band B	<b>£460.00</b>
Band C	<b>£470.00</b>
Band D	<b>£500.00</b>
Band E	<b>£590.00</b>
Band F	<b>£650.00</b>



# NERA CONFIGURATIONS



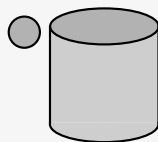
# 10 GROOVE

- Easy to move and re-configure to suit different environments
- Deep-foamed seats offering enhanced comfort within relaxation areas
- Comprehensive choice of fabrics with two-tone options



## GR01

Bubble shape (cylinder)



### Dimensions (mm)

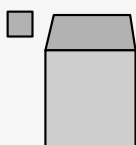
Overall Height	<b>430</b>
Overall Depth	<b>410</b>
Overall Width	<b>410</b>

### Fabric bands A to F

Band A	<b>£155.00</b>
Band B	<b>£175.00</b>
Band C	<b>£195.00</b>
Band D	<b>£220.00</b>
Band E	<b>£240.00</b>
Band F	<b>£300.00</b>

## GR02

Square shape (cube)



### Dimensions (mm)

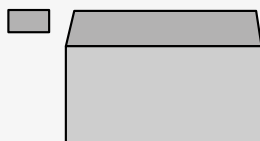
Overall Height	<b>430</b>
Overall Depth	<b>410</b>
Overall Width	<b>410</b>

### Fabric bands A to F

Band A	<b>£155.00</b>
Band B	<b>£175.00</b>
Band C	<b>£195.00</b>
Band D	<b>£220.00</b>
Band E	<b>£240.00</b>
Band F	<b>£300.00</b>

## GR03

Brick shape (cuboid)



### Dimensions (mm)

Overall Height	<b>430</b>
Overall Depth	<b>410</b>
Overall Width	<b>910</b>

### Fabric bands A to F

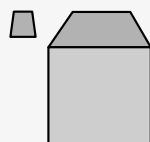
Band A	<b>£275.00</b>
Band B	<b>£320.00</b>
Band C	<b>£340.00</b>
Band D	<b>£390.00</b>
Band E	<b>£430.00</b>
Band F	<b>£575.00</b>





**GR04**

Trep shape (trapezoid)

**Dimensions (mm)**

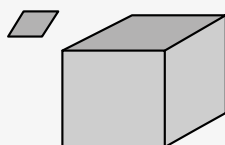
Overall Height	<b>430</b>
Overall Depth	<b>460</b>
Overall Width	<b>510</b>

**Fabric bands A to F**

Band A	<b>£175.00</b>
Band B	<b>£190.00</b>
Band C	<b>£210.00</b>
Band D	<b>£230.00</b>
Band E	<b>£250.00</b>
Band F	<b>£320.00</b>

**GR05**

Diamond shape (parallelogram)

**Dimensions (mm)**

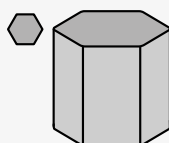
Overall Height	<b>430</b>
Overall Depth	<b>580</b>
Overall Width	<b>720</b>

**Fabric bands A to F**

Band A	<b>£175.00</b>
Band B	<b>£190.00</b>
Band C	<b>£210.00</b>
Band D	<b>£230.00</b>
Band E	<b>£250.00</b>
Band F	<b>£320.00</b>

**GR06**

Hexagon shape (hexagonal prism)

**Dimensions (mm)**

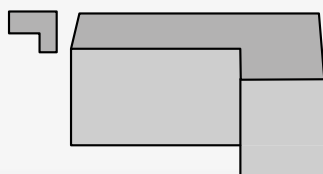
Overall Height	<b>430</b>
Overall Depth	<b>460</b>
Overall Width	<b>530</b>

**Fabric bands A to F**

Band A	<b>£190.00</b>
Band B	<b>£220.00</b>
Band C	<b>£250.00</b>
Band D	<b>£275.00</b>
Band E	<b>£300.00</b>
Band F	<b>£400.00</b>

**GR07**

Wedge shape (L shape)

**Dimensions (mm)**

Overall Height	<b>430</b>
Overall Depth	<b>820</b>
Overall Width	<b>1200</b>

**Fabric bands A to F**

Band A	<b>£350.00</b>
Band B	<b>£400.00</b>
Band C	<b>£420.00</b>
Band D	<b>£480.00</b>
Band E	<b>£530.00</b>
Band F	<b>£685.00</b>

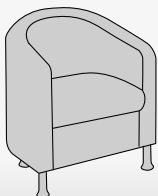


# 11 TANTO

- Luxurious deep-foamed seat for added comfort
- Comprehensive choice of fabrics with two-tone options
- Polished chrome finish legs with floor protectors



**TAN50001**  
Tub chair




## Dimensions (mm)

Overall Height	<b>860</b>
Overall Depth	<b>700</b>
Overall Width	<b>650</b>
Seat Height	<b>450</b>
Seat Depth	<b>510</b>
Seat Width	<b>500</b>

## Fabric bands A to F

Band A	<b>£550.00</b>
Band B	<b>£625.00</b>
Band C	<b>£700.00</b>
Band D	<b>£750.00</b>
Band E	<b>£840.00</b>
Band F	<b>£995.00</b>

**TAN50002**  
2 seater tub chair



## Dimensions (mm)

Overall Height	<b>860</b>
Overall Depth	<b>700</b>
Overall Width	<b>1250</b>
Seat Height	<b>450</b>
Seat Depth	<b>510</b>
Seat Width	<b>1080</b>

## Fabric bands A to F

Band A	<b>£825.00</b>
Band B	<b>£900.00</b>
Band C	<b>£950.00</b>
Band D	<b>£1100.00</b>
Band E	<b>£1225.00</b>
Band F	<b>£1500.00</b>





# 12 OTIS

- Elegant, flowing lines with a durable plywood interior frame
- Polished chrome finish four-leg design with floor protectors
- Ideal around a coffee table in a reception or waiting area



## OTIS01

Tub chair with 4 star swivel base



### Dimensions (mm)


Overall Height	<b>800</b>
Overall Depth	<b>720</b>
Overall Width	<b>610</b>
Seat Height	<b>470</b>
Seat Depth	<b>450</b>
Seat Width	<b>450</b>

### Fabric bands A to F

Band A	<b>£500.00</b>
Band B	<b>£520.00</b>
Band C	<b>£575.00</b>
Band D	<b>£620.00</b>
Band E	<b>£670.00</b>
Band F	<b>£750.00</b>

## OTIS01-CT

Table with 25mm MDF top  
and 4 star base  
Laminates options see page pg 104



### Dimensions (mm)

Diameter	<b>600</b>
----------	------------

### Fabric bands A to F

Band A	<b>£175.00</b>
--------	----------------




# 13 MEDLEY

- Generous internal seat size with durable high density foam
- Choice of height adjustable swivel base or chrome finish wire frame
- Ideal for receptions, waiting rooms and breakout areas
- Medley stool also available with wire frame



## MED01

Lounge chair with sled leg frame



### Dimensions (mm)

Overall Height	<b>720</b>
Overall Depth	<b>630</b>
Overall Width	<b>610</b>
Seat Height	<b>405</b>
Seat Depth	<b>430</b>
Seat Width	<b>610</b>

### Fabric bands A to F

Band A	<b>£295.00</b>
Band B	<b>£310.00</b>
Band C	<b>£330.00</b>
Band D	<b>£360.00</b>
Band E	<b>£390.00</b>
Band F	<b>£450.00</b>

## MED02

Lounge chair with 4 star swivel base  
Gas height adjustment



### Dimensions (mm)


Overall Height	<b>720-850</b>
Overall Depth	<b>600</b>
Overall Width	<b>610</b>
Seat Height	<b>380-510</b>
Seat Depth	<b>430</b>
Seat Width	<b>610</b>

### Fabric bands A to F

Band A	<b>£375.00</b>
Band B	<b>£390.00</b>
Band C	<b>£410.00</b>
Band D	<b>£440.00</b>
Band E	<b>£470.00</b>
Band F	<b>£520.00</b>

## MED03

Stool with sled leg frame



### Dimensions (mm)

Overall Height	<b>970</b>
Overall Depth	<b>500</b>
Overall Width	<b>500</b>
Seat Height	<b>790</b>
Seat Depth	<b>380</b>
Seat Width	<b>500</b>

### Fabric bands A to F

Band A	<b>£260.00</b>
Band B	<b>£280.00</b>
Band C	<b>£295.00</b>
Band D	<b>£315.00</b>
Band E	<b>£330.00</b>
Band F	<b>£380.00</b>





# 14 SPIN

- Generous high back with durable high density foam
- Swivel seat design with robust plywood interior frame
- Comprehensive choice of fabrics, vinyls and leathers



## SPIN01

Chair with 4 star swivel base



### Dimensions (mm)

Overall Height	<b>940</b>
Overall Depth	<b>710</b>
Overall Width	<b>600</b>
Seat Height	<b>430</b>
Seat Depth	<b>480</b>
Seat Width	<b>600</b>

### Fabric bands A to F

Band A	<b>£490.00</b>
Band B	<b>£520.00</b>
Band C	<b>£550.00</b>
Band D	<b>£590.00</b>
Band E	<b>£650.00</b>
Band F	<b>£760.00</b>

## SPIN02

Armchair with 4 star swivel base



### Dimensions (mm)

Overall Height	<b>940</b>
Overall Depth	<b>710</b>
Overall Width	<b>760</b>
Seat Height	<b>430</b>
Seat Depth	<b>480</b>
Seat Width	<b>600</b>

### Fabric bands A to F

Band A	<b>£540.00</b>
Band B	<b>£570.00</b>
Band C	<b>£600.00</b>
Band D	<b>£640.00</b>
Band E	<b>£700.00</b>
Band F	<b>£860.00</b>

## SPIN03

High chair with 4 star swivel base



### Dimensions (mm)

Overall Height	<b>1200</b>
Overall Depth	<b>710</b>
Overall Width	<b>600</b>
Seat Height	<b>430</b>
Seat Depth	<b>480</b>
Seat Width	<b>600</b>

### Fabric bands A to F

Band A	<b>£600.00</b>
Band B	<b>£630.00</b>
Band C	<b>£660.00</b>
Band D	<b>£700.00</b>
Band E	<b>£760.00</b>
Band F	<b>£890.00</b>

## SPIN04

High armchair with 4 star swivel base



### Dimensions (mm)

Overall Height	<b>1200</b>
Overall Depth	<b>710</b>
Overall Width	<b>760</b>
Seat Height	<b>430</b>
Seat Depth	<b>480</b>
Seat Width	<b>600</b>

### Fabric bands A to F


Band A	<b>£650.00</b>
Band B	<b>£680.00</b>
Band C	<b>£710.00</b>
Band D	<b>£750.00</b>
Band E	<b>£810.00</b>
Band F	<b>£920.00</b>




# 15 FUNDAMENTAL

- Durable plywood frame available in beech and walnut
- Contoured seat and back design, ideal for canteens or retail locations
- Available as a stackable chair or a stool with polished chrome finish legs




<b>CH2012-B</b> Beech chair  <b>CH2012-W</b> Walnut chair		Dimensions (mm)	Beech or walnut
		Overall Height <b>870</b> Overall Depth <b>560</b> Overall Width <b>530</b> Seat Height <b>450</b> Seat Depth <b>560</b> Seat Width <b>530</b>	Plywood <b>£80.00</b>


<b>HS2010-B</b> Beech stool  <b>HS2010-W</b> Walnut stool		Dimensions (mm)	Beech or walnut
		Overall Height <b>1050</b> Overall Depth <b>550</b> Overall Width <b>515</b> Seat Height <b>750</b> Seat Depth <b>550</b> Seat Width <b>515</b>	Plywood <b>£130.00</b>

# 16 FUNDAMENTAL

- Durable plywood frame with contoured back
- Curved upholstered seat for enhanced comfort
- Available as a stackable chair or a stool with polished chrome finish legs



<b>CH2012-BUS</b> Chair with beech back and upholstered seat pad  <b>CH2012-WUS</b> Chair with walnut back and upholstered seat pad		Dimensions (mm)	Fabric bands A to F
		Overall Height <b>870</b> Overall Depth <b>560</b> Overall Width <b>530</b> Seat Height <b>450</b> Seat Depth <b>560</b> Seat Width <b>530</b>	Band A <b>£115.00</b> Band B <b>£125.00</b> Band C <b>£135.00</b> Band D <b>£145.00</b> Band E <b>£155.00</b> Band F <b>£190.00</b>

<b>HS2010-BUS</b> Stool with beech back and upholstered seat pad  <b>HS2010-WUS</b> Stool with walnut back and upholstered seat pad		Dimensions (mm)	Fabric bands A to F
		Overall Height <b>1050</b> Overall Depth <b>550</b> Overall Width <b>515</b> Seat Height <b>750</b> Seat Depth <b>550</b> Seat Width <b>515</b>	Band A <b>£155.00</b> Band B <b>£165.00</b> Band C <b>£175.00</b> Band D <b>£185.00</b> Band E <b>£195.00</b> Band F <b>£230.00</b>



# 17 FUNDAMENTAL

- Durable plywood frame with contoured back
- Curved upholstered seat and back for superior comfort
- Available as a stackable chair or a stool with polished chrome finish legs



## CH2012-F

Fully upholstered chair



### Dimensions (mm)

Overall Height	<b>870</b>
Overall Depth	<b>560</b>
Overall Width	<b>530</b>
Seat Height	<b>450</b>
Seat Depth	<b>560</b>
Seat Width	<b>530</b>

### Fabric bands A to F

Band A	<b>£125.00</b>
Band B	<b>£135.00</b>
Band C	<b>£145.00</b>
Band D	<b>£155.00</b>
Band E	<b>£165.00</b>
Band F	<b>£200.00</b>

## HS2010-F

Fully upholstered stool



### Dimensions (mm)

Overall Height	<b>1050</b>
Overall Depth	<b>550</b>
Overall Width	<b>515</b>
Seat Height	<b>750</b>
Seat Depth	<b>550</b>
Seat Width	<b>515</b>

### Fabric bands A to F

Band A	<b>£165.00</b>
Band B	<b>£175.00</b>
Band C	<b>£185.00</b>
Band D	<b>£195.00</b>
Band E	<b>£205.00</b>
Band F	<b>£240.00</b>




# 18 DROP

- Durable plywood frame with distinctive beech legs
- Contoured upholstered seat and back option for improved comfort
- Gentle flexing backrest that invites relaxing movement when sitting



## DROP

Chair with plywood seat and back



### Dimensions (mm)


Overall Height	<b>860</b>
Overall Depth	<b>510</b>
Overall Width	<b>465</b>
Seat Height	<b>480</b>
Seat Depth	<b>400</b>
Seat Width	<b>465</b>

### Beech

Plyform	<b>£250.00</b>
---------	----------------

## DROP-F

Chair with upholstered seat and back



### Dimensions (mm)

Overall Height	<b>860</b>
Overall Depth	<b>510</b>
Overall Width	<b>465</b>
Seat Height	<b>480</b>
Seat Depth	<b>400</b>
Seat Width	<b>465</b>

### Fabric bands A to F

Band A	<b>£250.00</b>
Band B	<b>£265.00</b>
Band C	<b>£280.00</b>
Band D	<b>£300.00</b>
Band E	<b>£325.00</b>
Band F	<b>£375.00</b>





# 19 GECKO

- A multitude of colour options enhanced by soft ergonomic lines for comfort
- Stackable design, with a recyclable polymer body on a radial chrome finish frame
- Available as a chair or a stool, ideal for canteens or retail locations
- White with a choice of 4 colour trims, orange, red, blue and anthracite



**CH8301**  
Stacking chair



## Dimensions (mm)

Overall Height	<b>830</b>
Overall Depth	<b>520</b>
Overall Width	<b>550</b>
Seat Height	<b>480</b>
Seat Depth	<b>520</b>
Seat Width	<b>550</b>

## Trim

Colour	<b>£180.00</b>
--------	----------------

**AC8301**  
Stacking arm chair



## Dimensions (mm)

Overall Height	<b>830</b>
Overall Depth	<b>520</b>
Overall Width	<b>550</b>
Seat Height	<b>480</b>
Seat Depth	<b>520</b>
Seat Width	<b>550</b>

## Trim

Colour	<b>£225.00</b>
--------	----------------

**HS8301**  
Stool



## Dimensions (mm)

Overall Height	<b>1160</b>
Overall Depth	<b>510</b>
Overall Width	<b>510</b>
Seat Height	<b>800</b>
Seat Depth	<b>510</b>
Seat Width	<b>510</b>

## Trim

Colour	<b>£250.00</b>
--------	----------------



# 20 CIRCULAR

- Choice of 600, 700, 800, 900, 1000, 1200 diameter table tops
- Range of base designs and finishes
- Tops are manufactured from MDF with a choice of edge profiles
- Select a laminate finish to create the perfect look (see pg 104)



Black radial dome base



Code	Dia. (mm)	RRP
<b>BR6R</b>	600	£200.00
<b>BR7R</b>	700	£233.00
<b>BR8R</b>	800	£278.00
<b>BR9R</b>	900	£344.00
<b>BR10R</b>	1000	£417.00
<b>BR12R</b>	1200	£500.00

Stainless steel flat radial base



Code	Dia. (mm)	RRP
<b>SSR6R</b>	600	£233.00
<b>SSR7R</b>	700	£267.00
<b>SSR8R</b>	800	£306.00
<b>SSR9R</b>	900	£350.00
<b>SSR10R</b>	1000	£400.00
<b>SSR12R</b>	1200	£489.00

White flat radial base



Code	Dia. (mm)	RRP
<b>WR6R</b>	600	£233.00
<b>WR7R</b>	700	£267.00
<b>WR8R</b>	800	£306.00
<b>WR9R</b>	900	£350.00
<b>WR10R</b>	1000	£400.00
<b>WR12R</b>	1200	£489.00

Chrome 4 leg base  
With adjustable foot levellers



Code	Dia. (mm)	RRP
<b>CT7R</b>	700	£294.00
<b>CT8R</b>	800	£344.00
<b>CT9R</b>	900	£372.00






## 21 SQUARE

- Choice of 700x700, 800x800, 900x900, 1000x1000 square table tops
- Range of base designs and finishes
- Tops are manufactured from MDF with a choice of edge profiles
- Select a laminate finish to create the perfect look (see pg 104)

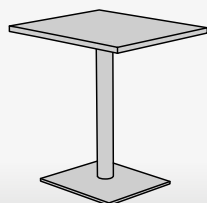


Black pyramid base



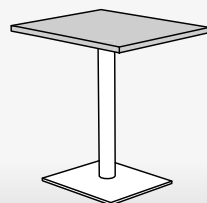
Code	W x D (mm)	RRP
<b>BS77</b>	<b>700 x 700</b>	<b>£278.00</b>
<b>BS88</b>	<b>800 x 800</b>	<b>£311.00</b>

Steel square flat base



Code	W x D (mm)	RRP
<b>SSS77</b>	<b>700 x 700</b>	<b>£267.00</b>
<b>SSS88</b>	<b>800 x 800</b>	<b>£311.00</b>
<b>SSS99</b>	<b>900 x 900</b>	<b>£334.00</b>

White square flat base



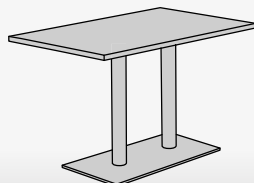
Code	W x D (mm)	RRP
<b>WFS77</b>	<b>700 x 700</b>	<b>£289.00</b>
<b>WFS88</b>	<b>800 x 800</b>	<b>£333.00</b>
<b>WFS99</b>	<b>900 x 900</b>	<b>£389.00</b>
<b>WFS1010</b>	<b>1000 x 1000</b>	<b>£444.00</b>

## 22 RECTANGULAR

- Large selection of table top sizes with multiple configuration options
- Heavily weighted base for maximum stability and different feet styles
- Tops are manufactured with MDF with a choice of edge details (see pg 104)




Flat stainless steel base with twin upright



Code	W x D (mm)	RRP
<b>SSS1270</b>	<b>1200 x 700</b>	<b>£444.00</b>
<b>SSS1280</b>	<b>1200 x 800</b>	<b>£467.00</b>
<b>SSS1570</b>	<b>1500 x 700</b>	<b>£483.00</b>
<b>SSS1580</b>	<b>1500 x 800</b>	<b>£494.00</b>

Double leg frame base




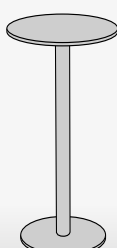
Code	W x D (mm)	RRP
<b>LF1270</b>	<b>1200 x 700</b>	<b>£444.00</b>
<b>LF1280</b>	<b>1200 x 800</b>	<b>£456.00</b>
<b>LF1570</b>	<b>1500 x 700</b>	<b>£483.00</b>
<b>LF1580</b>	<b>1500 x 800</b>	<b>£500.00</b>

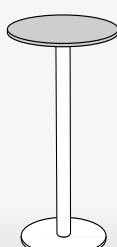
# 23 POSEUR

- Choice of 600, 700, 800 diameter high round table tops
- Elegant, round dome base design that works in any canteen or retail location
- Tops are manufactured with MDF with a choice of edge details (see pg 104)



Black radial dome base		Code	Dia. (mm)	RRP
		PTBR6	600	£233.00
		PTBR7	700	£267.00
		PTBR8	800	£311.00

Stainless steel flat radial base		Code	Dia. (mm)	RRP
		PTSSR6	600	£289.00
		PTSSR7	700	£322.00
		PTSSR8	800	£367.00

White flat radial base		Code	Dia. (mm)	RRP
		PTWR6	600	£267.00
		PTWR7	700	£300.00
		PTWR8	800	£344.00



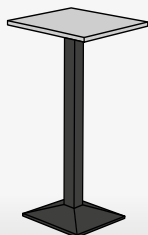


# 24 POSEUR

- Choice of 650x650, 700x700 square high table tops
- Angular square base design that works in any canteen or retail location
- Tops are manufactured from MDF with a choice of edge details (see pg 104)

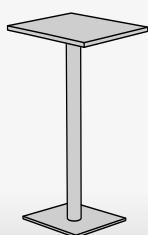


Black square pyramid base



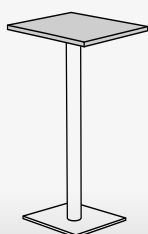
Code	W x D (mm)	RRP
<b>PTSQ65</b>	<b>650 x 650</b>	<b>£289.00</b>
<b>PTSQ70</b>	<b>700 x 700</b>	<b>£306.00</b>

Stainless steel square base



Code	W x D (mm)	RRP
<b>PTSQSS65</b>	<b>650 x 650</b>	<b>£339.00</b>
<b>PTSQSS70</b>	<b>700 x 700</b>	<b>£350.00</b>

White square base



Code	W x D (mm)	RRP
<b>PTSW65</b>	<b>650 x 650</b>	<b>£333.00</b>
<b>PTSW70</b>	<b>700 x 700</b>	<b>£344.00</b>

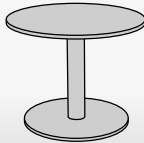


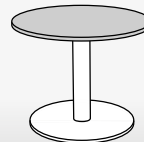
# 25 COFFEE

- Choice of 600, 700, 800 diameter low round table tops
- Elegant, round dome base design that works when placed next to a sofa or upholstered chairs
- Tops are manufactured from MDF with a choice of edge details (see pg 104)



Black radial dome base		Code	Dia. (mm)	RRP
		CT6BR	600	£233.00
		CT7BR	700	£267.00
		CT8BR	800	£311.00

Stainless steel flat radial base		Code	Dia. (mm)	RRP
		CT6SR	600	£267.00
		CT7SR	700	£300.00
		CT8SR	800	£350.00

White flat radial base		Code	Dia. (mm)	RRP
		CT6WR	600	£267.00
		CT7WR	700	£300.00
		CT8WR	800	£350.00





## 26 COFFEE

- Choice of 700x700, 800x800 square low table tops
- Angular square base design that works when placed next to a sofa or upholstered chairs
- Tops are manufactured from MDF with a choice of edge details (see pg 104)

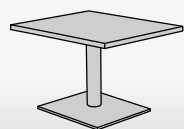


Black radial dome base



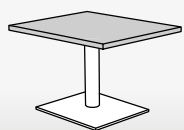
Code	W x D (mm)	RRP
<b>CTBR77</b>	700 x 700	£333.00
<b>CTBR88</b>	800 x 800	£378.00

Stainless steel square base



Code	W x D (mm)	RRP
<b>CTSSS77</b>	700 x 700	£300.00
<b>CTSSS88</b>	800 x 800	£344.00

White square base



Code	W x D (mm)	RRP
<b>CTWQ77</b>	700 x 700	£333.00
<b>CTWQ88</b>	800 x 800	£378.00



# 27 OTTO

- Table top manufactured from 25mm MDF with a choice of laminate finishes
- Robust steel sub-frame with choice of silver or white powder coating
- Upholstered seat pads and back rest options in a choice of fabric colours
- Available with integrated power supply built in to the table
- Select a laminate finish to create the perfect look (see pg 104)



## LS01

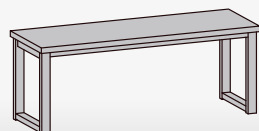
Low stool  
Depth 350mm  
Height 425mm



Code	Width(mm)	RRP
LS01	350	£125

## LB850 - LB1650

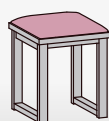
Low bench  
Depth 350mm  
Height 425mm



Code	Width(mm)	RRP
LB850	850	£175
LB1050	1050	£210
LB1350	1350	£250
LB1650	1650	£290

## LS01SP

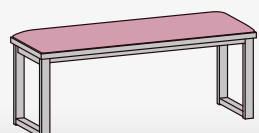
Low stool with upholstered seat pad  
Depth 350mm  
Height 425mm



Code	Width(mm)	Fabric bands A to F					
		A	B	C	D	E	F
LS01SP	350	£187	£210	£220	£240	£260	£340

## LBSP850-LBSP1650

Low bench with upholstered seat pad  
Depth 350mm  
Height 425mm



Code	Width(mm)	Fabric bands A to F					
		A	B	C	D	E	F
LBSP850	850	£260	£270	£280	£300	£335	£375
LBSP1050	1050	£285	£300	£310	£340	£360	£425
LBSP1350	1350	£320	£340	£350	£380	£415	£490
LBSP1650	1650	£350	£375	£390	£435	£480	£580

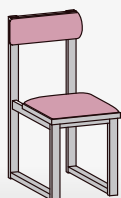
## Frame finish

Note: Please advise frame paint finish when ordering, Silver or White



**LS01SB**

Low stool with upholstered seat  
pad and back  
Depth 350mm  
Height 800mm



Code	Width(mm)
------	-----------

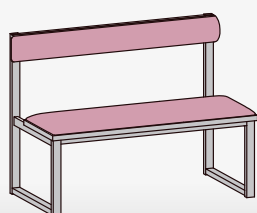
<b>LS01SB</b>	<b>350</b>
---------------	------------

Fabric bands A to F					
A	B	C	D	E	F

<b>£220</b>	<b>£230</b>	<b>£240</b>	<b>£250</b>	<b>£260</b>	<b>£300</b>
-------------	-------------	-------------	-------------	-------------	-------------

**LBSB850-LBSB1650**

Low bench with upholstered seat  
pad and back  
Depth 350mm  
Height 800mm



Code	Width(mm)
------	-----------


<b>LBSB850</b>	<b>850</b>
<b>LBSB1050</b>	<b>1050</b>
<b>LBSB1350</b>	<b>1350</b>
<b>LBSB1650</b>	<b>1650</b>

Fabric bands A to F					
A	B	C	D	E	F

<b>£270</b>	<b>£285</b>	<b>£300</b>	<b>£320</b>	<b>£340</b>	<b>£390</b>
<b>£300</b>	<b>£315</b>	<b>£330</b>	<b>£360</b>	<b>£385</b>	<b>£450</b>
<b>£360</b>	<b>£380</b>	<b>£400</b>	<b>£430</b>	<b>£450</b>	<b>£530</b>
<b>£420</b>	<b>£450</b>	<b>£470</b>	<b>£520</b>	<b>£560</b>	<b>£670</b>

**TAOT700-TAOT2400**

Dining table with 25mm MDF top  
Depth 700mm  
Height 710mm



Code	Width(mm)
------	-----------

<b>TAOT700</b>	<b>700</b>
<b>TAOT1000</b>	<b>1000</b>
<b>TAOT1200</b>	<b>1200</b>
<b>TAOT1500</b>	<b>1500</b>
<b>TAOT1800</b>	<b>1800</b>
<b>TAOT2400</b>	<b>2400</b>

RRP
-----

<b>£250</b>
<b>£300</b>
<b>£350</b>
<b>£400</b>
<b>£450</b>
<b>£500</b>

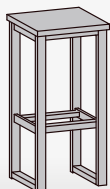


# 28 OTTO POSEUR

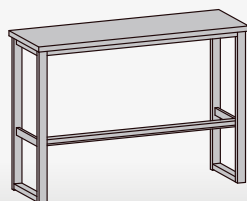
- Table top manufactured from 25mm MDF with a choice of laminate finishes
- Robust steel sub-frame with choice of silver or white powder coating
- Optional upholstered seat pads on benches in a choice of fabric colours
- Available with integrated power supply built in to the table
- Select a laminate finish to create the perfect look (see pg 104)



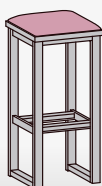
	Code	Width(mm)	RRP
<b>HS01</b> High stool Depth 350mm Height 755mm	HS01	350	£140



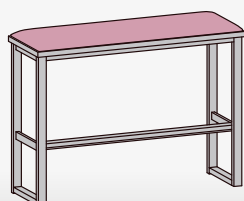
	Code	Width(mm)	RRP
<b>HB850 - HB1650</b> Depth 350mm Height 755mm	HB850	850	£220
	HB1050	1050	£250
	HB1350	1350	£290
	HB1650	1650	£330



	Code	Width(mm)	Fabric bands A to F					
<b>HS01SP</b> High stool with upholstered seat pad Depth 350mm Height 755mm	HS01SP	350	A	B	C	D	E	F
			£220	£230	£240	£250	£260	£295



</



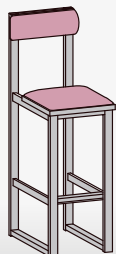
## Frame finish

Note: Please advise frame paint finish when ordering, Silver or White



**HS01SB**

High stool with upholstered seat  
pad and back  
Depth 350mm  
Height 1130mm



Code	Width(mm)
------	-----------

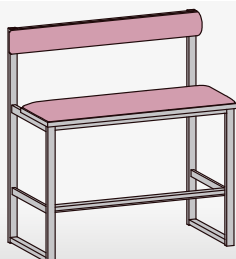
<b>HS01SB</b>	<b>350</b>
---------------	------------

Fabric bands A to F					
A	B	C	D	E	F

<b>£240</b>	<b>£250</b>	<b>£260</b>	<b>£270</b>	<b>£290</b>	<b>£330</b>
-------------	-------------	-------------	-------------	-------------	-------------

**HBSB850-HBSB1650**

High bench with upholstered seat  
pad and back  
Depth 350mm  
Height 1130mm



Code	Width(mm)
------	-----------


<b>HBSB850</b>	<b>850</b>
<b>HBSB1050</b>	<b>1050</b>
<b>HBSB1350</b>	<b>1350</b>
<b>HBSB1650</b>	<b>1650</b>

Fabric bands A to F					
A	B	C	D	E	F

<b>£330</b>	<b>£345</b>	<b>£360</b>	<b>£380</b>	<b>£400</b>	<b>£445</b>
<b>£360</b>	<b>£375</b>	<b>£385</b>	<b>£415</b>	<b>£435</b>	<b>£500</b>
<b>£450</b>	<b>£480</b>	<b>£500</b>	<b>£535</b>	<b>£575</b>	<b>£670</b>
<b>£490</b>	<b>£515</b>	<b>£540</b>	<b>£590</b>	<b>£630</b>	<b>£750</b>

**PTAOT700-PTAOT2400**

Poseur high dining table  
Depth 700mm



Code	Width(mm)
------	-----------

<b>PTAOT700</b>	<b>700</b>
<b>PTAOT1000</b>	<b>1000</b>
<b>PTAOT1200</b>	<b>1200</b>
<b>PTAOT1500</b>	<b>1500</b>
<b>PTAOT1800</b>	<b>1800</b>
<b>PTAOT2400</b>	<b>2400</b>

RRP
-----

<b>£280</b>
<b>£330</b>
<b>£380</b>
<b>£430</b>
<b>£480</b>
<b>£530</b>



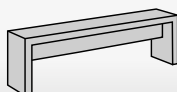
## 29 SLAB

- Table top and leg panels manufactured from 50mm MDF with a wide range of edge finishes
- Mix and match inner and outer laminate finishes to create a unique look
- Optional upholstered seat pads on benches in a choice of fabric colours
- Available with integrated power supply built in to the table
- Select a laminate finish to create the perfect look (see pg 104)



### SB10 – SB22

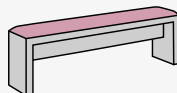
Bench  
Depth 350mm  
Height 460mm



Code	Width(mm)	RRP
<b>SB10</b>	1000	£500
<b>SB14</b>	1400	£600
<b>SB18</b>	1800	£700
<b>SB22</b>	2200	£725

### SBU10-SBU22

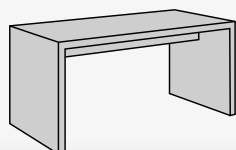
Bench with upholstered seat pad  
Depth 350mm  
Height 460mm



Code	Width(mm)	Fabric bands A to F					
<b>SBU10</b>	1000	A	B	C	D	E	F
<b>SBU14</b>	1400	£630	£650	£675	£710	£745	£840
<b>SBU18</b>	1800	£740	£760	£800	£840	£880	£995
<b>SBU22</b>	2200	£860	£900	£925	£980	£1025	£1175
		£900	£930	£975	£1000	£1100	£1275

### STA12-STA24

Table  
Depth 700mm  
Height 710mm



Code	Width(mm)	RRP
<b>STA12</b>	1200	£1200
<b>STA16</b>	1600	£1400
<b>STA20</b>	2000	£1600
<b>STA24</b>	2400	£1800

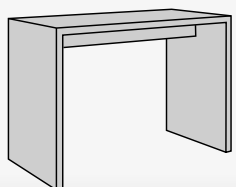
## 30 SLAB POSEUR

- Table top and leg panels manufactured from 50mm MDF with a wide range of edge finishes
- Mix and match inner and outer laminate finishes to create a unique look
- Single stools available in a choice of upholstered fabric colours
- Available with integrated power supply built in to the table
- Select a laminate finish to create the perfect look (see pg 104)



### SPTA12-SPTA16

Poseur table  
Depth 700mm  
Height 1050mm



Code	Width(mm)	RRP
<b>SPTA12</b>	1200	£1275
<b>SPTA16</b>	1600	£1475



## Mono



Outer, inner laminate and edge detail all one colour

## Duo



Outer & inner laminate one colour, with different colour edge detail

## Trio



Outer, inner laminate and edge detail all different colours



### Outer laminate

Summer oak	White	Classic beech	Biella walnut	Mountain maple	Blue	Green	Lime green	Yellow	Orange	Red
OA	WH	BH	WN	MA	BL	GN	LG	YE	OR	RE



### Edge detail standard

Ply effect	Oak	White	Beech	Walnut	Black	Blue	Green	Lime green	Yellow	Orange	Red
EPL	EOA	EWB	EBH	EWN	EK	EBL	EGN	ELG	EYE	EOR	ERE

### Edge detail premium - add £50



### Inner laminate

Summer oak	White	Classic beech	Biella walnut	Mountain maple	Blue	Green	Lime green	Yellow	Orange	Red
OA	WH	BH	WN	MA	BL	GN	LG	YE	OR	RE




# 31 ACCESSORIES

- A selection of desktop, in-desk or pop-open power and data modules
- Can be built into the tables or arms of products
- To cater for the needs of any corporate or educational environment
- Multi-functional furniture systems to enhance creativity in the workplace

## PL-1

Pluto domed desktop or in-desk power and data module  
2 x UK sockets (000) fused 3.15A, 1 x twin USB fast charger (5A max total load)  
Polished white finish/grey fascias as standard  
Other finishes available on request



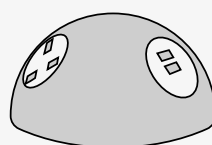
Use with Encore pod, Otto and Slab

RRP

£490.00

## PL-2

Pluto domed desktop or in-desk power and data module  
1 x UK socket (000) fused 3.15A, 1 x twin USB fast charger (5A max total load)  
1 x HDMI-1.3 with 3m flylead, polished white finish/grey fascias as standard  
Other finishes available on request




Use with Encore pod (HDMI for TV)

RRP

£910.00

## O-PTN

Proton panel unit  
1 x Twin USB fast charger (5A max total load), frame colour: black



Use with Nera, Alban and Encore

RRP

£250.00

## 90-1

Porthole in-desk power module  
1 x 13A UK BS 1363 power socket, 1 x twin 2A USB type A charging port  
Metallic silver trim, white plastic fascia with 1m hardwired mains input cable



Use in Nera, Alban, Encore, Otto and Slab in tables

RRP

£330.00

## 90-2

Porthole in-desk power module  
1 x 13A UK BS 1363 power socket, 1 x single 2A USB type A charging port  
1 x 3m HDMI 1.4v socket to plug, metallic silver trim,  
White plastic fascia with 1m hardwired mains input cable



Use with Encore pod (HDMI for TV)

RRP

£470.00

## ML3M-B £35.00

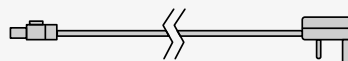
Mains lead with UK 3 pin plug to 3 pole connector.

## DCL15M-B £29.00

1.5m Connector lead, male 3 pole connector to female 3 pole connector.

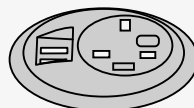
## CML3M-B £34.00

3m Connector lead, male 3 pole connector to female 3 pole connector.



### PX-1

Pixel in-desk power and data module  
1 x UK socket (000) fused 3.15A,  
1 x twin USB fast charger (5A max total load), fascia: white, bezel: silver



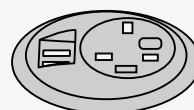
Use with Nera, Alban, Encore, Otto and Slab

RRP

£400.00

### PX-2

Pixel in-desk power and data module  
1 x UK socket (000) fused 3.15A, 1 x twin USB fast charger (5A max total load)  
1 x HDMI-1.3 'pull-through' patch lead 3m fascia: white, bezel: silver




Use with Encore pod (HDMI for TV)

RRP

£670.00

### 79-1

Inca desktop power module  
2 x 13A UK BS 1363 power socket, 2 x twin 2A USB charging port  
All white body with 1m hardwired mains input cable



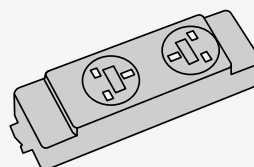
Use with Encore pod, Otto and Slab on desk or table

RRP

£405.00

### PMK205-E

Power module  
2 x UK sockets, features a spare fuse incorporated into every socket  
Requires starter lead



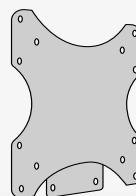
Use with Encore pod TV option

RRP

£41.00

### TV-BRACKET

For TV's upto 28 inch, see Encore pg 72



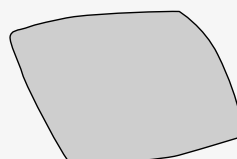
Use with Encore pod (HDMI for TV)

RRP

£50.00

### SCAT-CUSH-01

350mm x 350mm fibre fill scatter cushion  
Band A fabrics



Fabric bands A to F

A	B	C	D	E	F
£70	£80	£90	£100	£110	£120



# 32 FABRICS & APPLICATION

## CAMIRA

MANUFACTURER - RANGE	Pricing bands						Fire rating		Seating application	
	Band A	Band B	Band C	Band D	Band E	Band F	Low	Medium	Task and meeting	Soft seating
CAMIRA Phoenix	A						✓		✓	
CAMIRA Advantage	A						✓		✓	✓
CAMIRA Xtreme*	A							✓	✓	✓
CAMIRA X2*		B						✓	✓	✓
CAMIRA Gravity		B					✓		✓	✓
CAMIRA Vita		B						✓	✓	✓
CAMIRA Manhattan		B					✓		✓	✓
CAMIRA Canopy		B					✓		✓	✓
CAMIRA Main Line Plus		B						✓	✓	✓
CAMIRA Sprint			C				✓		✓	✓
CAMIRA Chateau			C					✓	✓	✓
CAMIRA Urban*			C					✓	✓	✓
CAMIRA Xtreme CS			C					✓	✓	✓
CAMIRA Flax - NEW			C					✓	✓	✓
CAMIRA Folio			C					✓	✓	✓
CAMIRA Halcyon - Linden			C					✓	✓	✓
CAMIRA Halcyon - Cedar				D				✓	✓	✓
CAMIRA Halcyon - Poplar				D				✓	✓	✓
CAMIRA Halcyon - Aspen				D				✓	✓	✓
CAMIRA Halcyon - Blossom				D				✓	✓	✓
CAMIRA Hi-Tech				D			✓		✓	✓
CAMIRA Landscape - Synergy				D			✓		✓	✓
CAMIRA Synergy				D			✓		✓	✓
CAMIRA Hemp*				D				✓	✓	✓
CAMIRA 24 / 7+				D				✓	✓	✓
CAMIRA Landscape - Balance				D			✓		✓	✓
CAMIRA Landscape - Contact				D			✓		✓	✓
CAMIRA Intervene Plain and Texture				D				✓	✓	✓
CAMIRA Blazer*				D			✓		✓	✓
CAMIRA Aquarius*				D			✓		✓	✓
CAMIRA Marvel - NEW				D				✓	✓	✓
CAMIRA Oxygen*				D			✓		✓	✓
CAMIRA Silk* - NEW				D				✓	✓	✓
CAMIRA Track					E			✓	✓	✓
CAMIRA Hebdon*					E			✓	✓	✓
CAMIRA Trail					E			✓	✓	✓
CAMIRA Acrobat					E		✓		✓	✓
CAMIRA Craggan*						F		✓	✓	✓
CAMIRA Stripes						F		✓	✓	✓
CAMIRA Individuo						F	✓		✓	✓
CAMIRA Century* - NEW						F		✓	✓	✓
CAMIRA Nettle Collection - NEW						F		✓	✓	✓
CAMIRA Blazer quilt channel						F	✓		✓	✓
CAMIRA Zig Zag						F	✓		✓	✓
CAMIRA Velocity - NEW			C				✓		✓	✓
CAMIRA Aztec* - NEW						F		✓	✓	✓
CAMIRA Nexus				D			✓		✓	✓
CAMIRA Nomad* - NEW						F		✓	✓	✓
CAMIRA Savile Row Collection					E			✓	✓	✓
CAMIRA Traveller* - NEW				D				✓	✓	✓

### FABRIC BANDS

Please contact our sales team for a price if your preferred fabric choice is not listed. Please make sure you check the suitability of a fabric before recommending a product. If two fabrics are used on one item e.g. two-tone, the cost is calculated on higher of the two fabric bands.

### COLOUR VARIATIONS

Whilst every effort is made, no guarantees are made against the minor variations in the colour of commercial fabrics. All striped fabric will be upholstered vertically unless advised.

### CUSTOMERS OWN MATERIALS

Fabrics not listed or customer supplied fabrics need to be approved by Dams Furniture before acceptance of orders. A pattern charge may apply to some fabrics. We reserve the right to reject fabric that we believe to be unsuitable for the product. We are unable to guarantee any product meeting fire regulations or standards which is supplied by a customer.

## BRADBURY

### MANUFACTURER - RANGE

### Pricing bands

	Band A	Band B	Band C	Band D	Band E	Band F
BRADBURY Pyra	A					
BRADBURY Arizona	A					
BRADBURY Omega Plus	A					
BRADBURY Stirling	A					
BRADBURY Figaro		B				
BRADBURY Fizz		B				
BRADBURY Flamblend		B				
BRADBURY Torro		B				
BRADBURY Carnival			C			
BRADBURY Torro plus			C			
BRADBURY Blenheim				D		
BRADBURY Blenheim Check				D		

### Fire rating

Low	Medium
✓	
✓	
	✓
✓	
	✓
	✓
✓	
	✓
✓	
✓	

### Seating application

Task and meeting	Soft
✓	
✓	
✓	✓
✓	✓
✓	✓
✓	✓
✓	✓
✓	✓
✓	✓
✓	✓

## CHIEFTAIN

### MANUFACTURER - RANGE

### Pricing bands

	Band A	Band B	Band C	Band D	Band E	Band F
CHIEFTAIN fabrics Just Colour			C			

### Fire rating

Low	Medium
	✓

### Seating application

Task and meeting	Soft
✓	✓

## GABRIEL

### MANUFACTURER - RANGE

### Pricing bands

	Band A	Band B	Band C	Band D	Band E	Band F
GABRIEL Event	A					
GABRIEL Fighter	A					
GABRIEL Dragon	A					
GABRIEL Fame			C			
GABRIEL Novo 2			C			
GABRIEL Step			C			
GABRIEL Step Melange			C			
GABRIEL Europost 2				D		

### Fire rating

Low	Medium
✓	
✓	
✓	
✓	
✓	
	✓
	✓
✓	

### Seating application

Task and meeting	Soft
✓	✓
✓	✓
✓	✓
✓	✓
✓	✓
✓	✓
✓	✓
✓	✓

## PANAZ

### MANUFACTURER - RANGE

### Pricing bands

	Band A	Band B	Band C	Band D	Band E	Band F
PANAZ Ultimate touch		B				
PANAZ Soft touch			C			
PANAZ Aston			C			
PANAZ Microvelle			C			

### Fire rating

Low	Medium
	✓
	✓
	✓
	✓

### Seating application

Task and meeting	Soft
✓	✓
✓	✓
✓	✓
✓	✓

### LEATHER

Please note leather is available across all products. Dams works in partnership with a number of leading leather manufacturers such as Bridge of Weir and Muirhead. Due to the nature of leather upholstery all prices are based on application.

### FIRE RATINGS

Low - BS7176:2007, BS EN1021-1:2006, BS EN 1021-2:2006

Medium - BS7176:2007, BS5852:2006 section 4 ignition source 5

### PHOTOGRAPHED UPHOLSTERY

While every effort is made to represent colours accurately, we cannot guarantee the colours you see exactly match the colours of the actual fabric due to printing processes.

Please contact our sales team if you would like any fabric samples sent out to you.

# 33 LAMINATES

## WOODEN TABLES AND BENCHES

All wooden material used on the table top and benches is 25mm MDF core with a choice of laminate top finishes and edge designs. The MDF and laminate ensures that the finish is hard wearing and suitable for contract use.



## LAMINATE DETAIL

Laminates are available in a wide range of colours, textures and wood finishes. All laminates quoted in the catalogue are from a variety of ranges from a number of manufacturers (as listed below). As all products are made to order, if you don't see the range of laminate you require please contact your sales manager who will quote you accordingly. When placing your order please be clear to highlight the manufacturer, range and laminate code.

Example – Formica, Fundamentals, Biella Walnut 6690

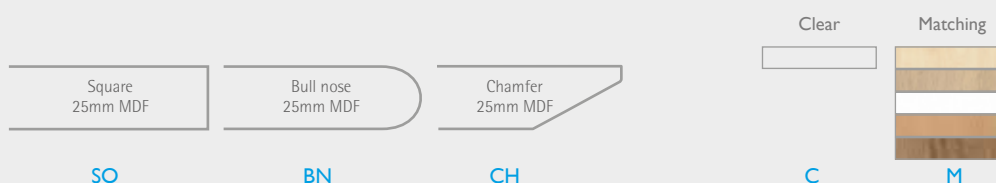
Laminate included in catalogue pricing

## BAND A LAMINATES

Company	Range	Type	Company	Range	Type
Formica	Fundamentals	Plain colours	Altolina	2018 collection	Plain colours
Formica	Fundamentals	Wood Grain	Altolina	2018 collection	Tuff Gloss
Formica	Fundamentals	Gloss	Altolina	2018 collection	Black & white
Polyrey	Durion Classique	Plain colours	Altolina	2018 collection	Wood grains
Polyrey	Durion Classique	Wood grain	Altolina	2018 collection	Abstracts
Egger	Zoom	Wood grains			
Egger	Zoom	Uni colours			

## EDGE DESIGN & COLOUR

Dining, Poseur and Coffee table tops are all manufactured from a 25mm MDF core with your selected laminate finish. The edge design and edge finish of the table top must also be selected prior to ordering. Select from a choice of square, radial bull nose or chamfer edge designs finished in either a clear natural lacquer or stained to match the laminate finish.





# 34 PRODUCT GUIDE

1

## Product Range

RAY  
Seating  
Tables

## Fabric

✓

## Laminate

✓

## Edging

### Bull nose

✓

### Straight

✓

### Chamfered

✓

## Edging Finish

### Clear Lacquered

✓

### Matching Lacquered

✓

### PVC Edging

2 3

LYRIC  
Seating

✓

4 5

ALBAN  
Seating

✓

6 7

ENCORE  
Single booth  
Pods

✓

✓

✓

✓

✓

✓

8 9

NERA  
Seating  
Table

✓

✓

✓

✓

✓

10

GROOVE  
Seating

✓

11

TANTO  
Seating

✓

12

OTIS  
Coffee table  
Seating

✓

✓

✓

✓

✓

✓

✓

13

MEDLEY  
Seating

✓

14

SPIN  
Seating

✓

16 17

FUNDAMENTALS  
Upholstered chairs

✓

18

DROP  
Chairs

✓

20 21

TABLES

✓

22 23

Circular

✓

✓

✓

✓

✓

24 25

Square

✓

✓

✓

✓

✓

26

Rectangular

✓

✓

✓

✓

✓

Circular poseur

✓

✓

✓

✓

✓

Square poseur

✓

✓

✓

✓

✓

Circular coffee

✓

✓

✓

✓

✓

Square coffee

✓

✓

✓

✓

✓

27 28

OTTO

Benches and tables

✓

✓

✓

✓

Upholstered benches

✓

✓

✓

✓

29 30

SLAB

Benches and tables

✓

✓

✓

✓

Upholstered benches

✓

✓

✓

✓

## USEFUL INFORMATION

We want you to be totally satisfied with every purchase you make. Before placing an order, please ensure that you thoroughly read all the information below, so we can correctly fulfil your requirements.

If you require any additional information or clarification, please contact the Dams sales team.

## CANCELLATION

As all products in the Social Spaces range are "made to order", it is our policy that once these products have been ordered they cannot be canceled or amended. Please take your time to check your order form.

## PRICING

All pricing shown are in sterling (£) and subject to current rate of VAT.

## DELIVERY

When ordering please ensure that the current delivery route is clearly marked on the order. Dams offer a number of delivery solutions from delivery to trade warehouse, direct to end user and fully installed.

Delivery charges to be agreed at order confirmation.

## LEAD TIMES

Lead times are 4-6 weeks but will vary from range to range. Every effort is made to maintain the quoted lead time, please contact your sales manager for current delivery lead times.

## WARRANTY

All social spaces products are guaranteed for a period of 5 years regardless of usage. All products are guaranteed against manufacturing defects, except for upholstery, castors and mechanisms which are subject to usage related wear and tear. The warranty is effective from the day the product leaves the factory and the supplier reserves the right not to apply the warranty in cases of inappropriate use or when a product has been tampered with by a third party or interventions by non-authorised personnel. All complaints concerning the goods must be made in writing and the company shall undertake to repair any product or part of a product that proves to be faulty.

## MEASUREMENTS

All measurements are in millimeters and can have a tolerance  $\pm 12\text{mm}$  on all soft seating. Measurements may vary depending on components used and we reserve the right to change from time to time.