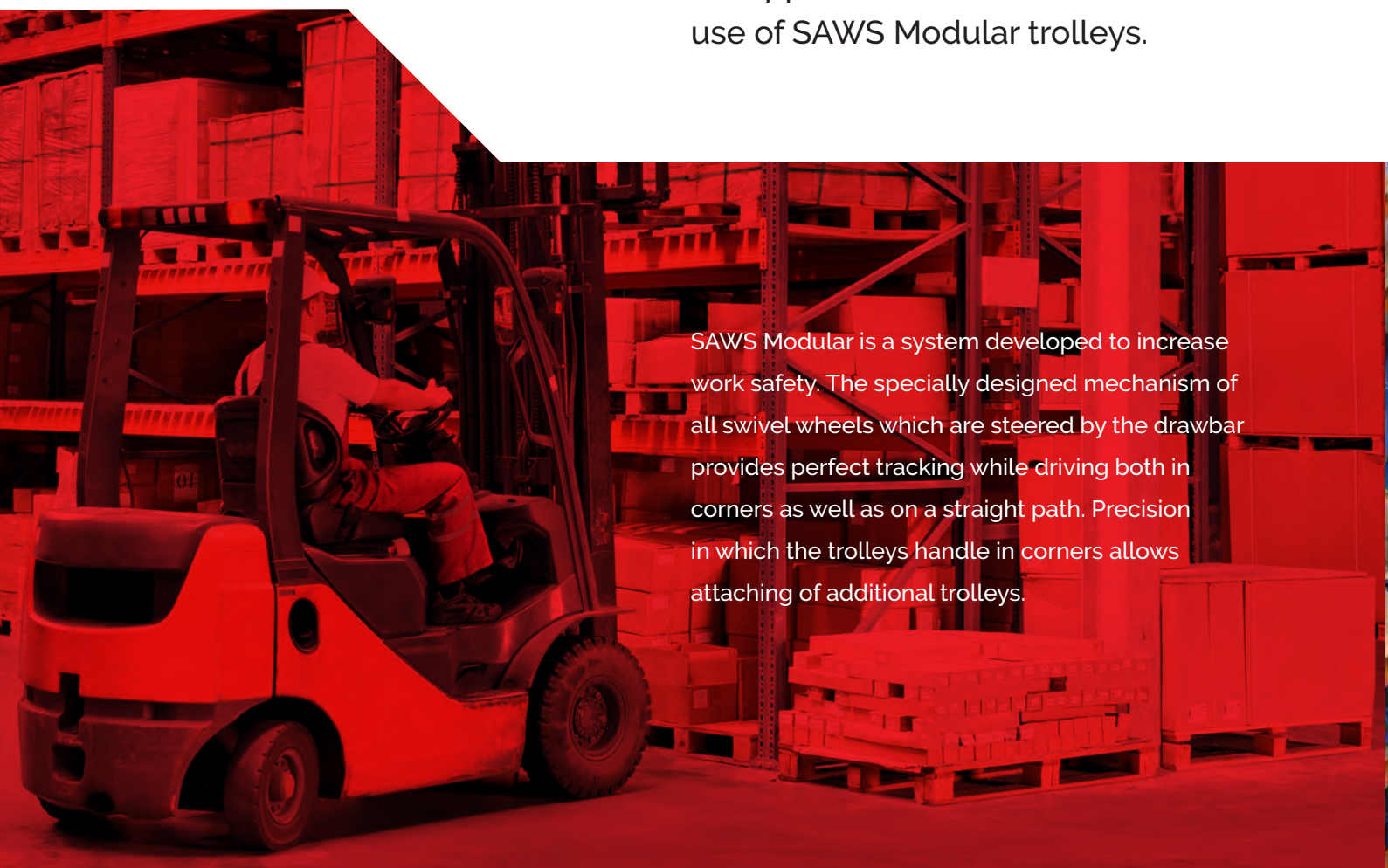




Increased security and the amount of supplied material thanks to the use of SAWS Modular trolleys.

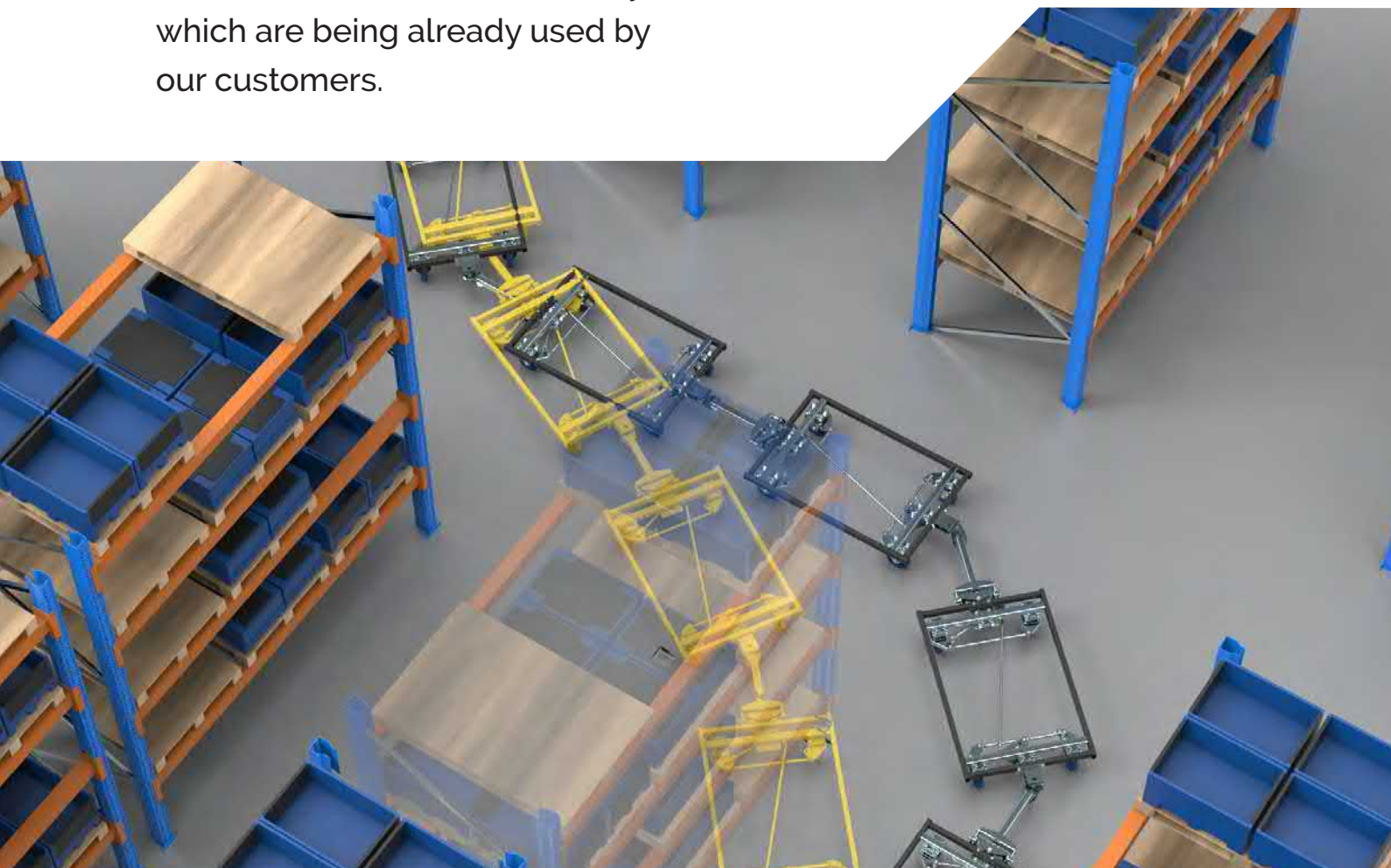


SAWS Modular is a system developed to increase work safety. The specially designed mechanism of all swivel wheels which are steered by the drawbar provides perfect tracking while driving both in corners as well as on a straight path. Precision in which the trolleys handle in corners allows attaching of additional trolleys.




Now you can transport up to 8 trolley platforms using the "Milk Run" system.

We give the opportunity to use our SAWS Modular chassis in trolleys which are being already used by our customers.











#### **Modular chassis SAWS Modular**

- Modular system.
- Precisely tracking the trajectory.
- Adapted to the platform superstructure.
- Adapted for specialised projects.
- Adapted for the shelf superstructure.






### **Innovation**


Get to know our new technological idea. Schedule a meeting with our specialist and learn more about the SAWS Modular systems capabilities.

## Order ready-made solutions



### SAWS Modular – BEH

- Modular system.
- Precisely tracking the trajectory.
- Corners which are positioning the cargo.



### SAWS Modular – EHP

- Modular system.
- Precisely tracking the trajectory.
- Corners adjustable for superstructure in the tubular system.
- Ability to design any quantity of shelves in the superstructure.



### SAWS Modular – RACK – SR

- Modular system.
- Precisely tracking the trajectory.
- Adjustable shelf superstructure made from the tubular systems.
- Steel shelves with the rim securing the cargo.
- Ability to change the colour of the superstructure.





## SAWS Modular – RACK – SR

- Modular system.
- Precisely tracking the trajectory.
- Adjustable shelf superstructure made from steel profiles.
- Steel shelves with the rim securing the cargo.
- Ability to change the colour of the superstructure.

