


Ceilings and Lighting removed to show POD contents.
Occupancy and sizes shown for guidance and all options can be tailored for your requirements.
Please contact Merlin Industrial for more information.



Q1.5/2RE



H: 2200mm/2400mm
W: 1500mm
D: 2000mm

Suitable for 1 person
Footprint= 3m²
Table shown 1200mm x 800mm



Q2/2.5RE



H: 2200mm/2400mm
W: 2000mm
D: 2500mm

Suitable for 2 people
Footprint= 5m²
Table shown Ø600mm



Q2/3RE



H: 2200mm/2400mm
W: 2000mm
D: 3000mm

Suitable for 2 people
Footprint= 6m²
Table shown Ø800mm




Q2/3.5RE



H: 2200mm/2400mm
W: 2000mm
D: 3500mm

Suitable for 2 people
Footprint= 7m²
Table shown 1700mm x 1000mm

Ceilings and Lighting removed to show POD contents.
Occupancy and sizes shown for guidance and all options can be tailored for your requirements.
Please contact Merlin Industrial for more information.




Q2/2SQ



H: 2200mm/2400mm
W: 2000mm
D: 2000mm

Suitable for 1 person
Footprint= 4m²
Table shown 1700mm x 800mm



Q2.5/2.5SQ



H: 2200mm/2400mm
W: 2500mm
D: 2500mm

Suitable for 3 people
Footprint= 6.25m²
Table shown Ø800mm



Q3/3SQ



H: 2200mm/2400mm
W: 3000mm
D: 3000mm

Suitable for 4 people
Footprint= 9m²
Table shown Ø1000



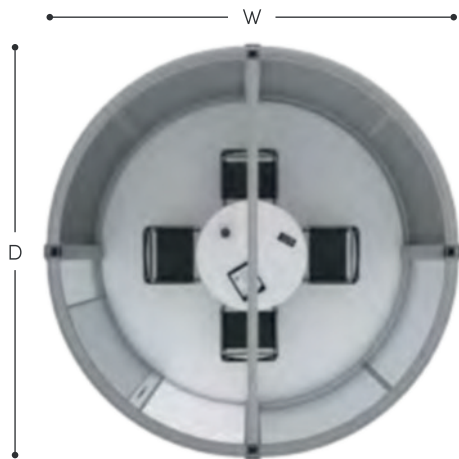
Q3.5/3.5SQ



H: 2200mm/2400mm
W: 3500mm
D: 3500mm

Suitable for 4 people
Footprint= 12.25m²
Table shown Ø1200

Ceilings and Lighting removed to show POD contents.
Occupancy and sizes shown for guidance and all options can be tailored for your requirements.
Please contact Merlin Industrial for more information.



Q3CI  

H: 2200mm/2400mm
Ø: 3000mm

Suitable for 4 people
Footprint= 7m²
Table shown Ø1000



Q3CW  

H: 2200mm/2400mm
Ø: 3000mm

Suitable for 4 people
Footprint= 7m²
Table shown Ø600




Q3.5CI  

H: 2200mm/2400mm
Ø: 3500mm

Suitable for 4 people
Footprint= 9.62m²
Table shown Ø1200

Ceilings and Lighting removed to show POD contents.
Occupancy and sizes shown for guidance and all options can be tailored for your requirements.
Please contact Merlin Industrial for more information.



Q3HCC



H: 2200mm/2400mm
W: 3000mm
D: 1500mm

Suitable for 2 people
Footprint= 3.5m²
Table shown Ø600




Q3.5HCC



H: 2200mm/2400mm
W: 3500mm
D: 1500mm

Suitable for 2 people
Footprint= 4.81m²
Table shown Ø800



Q3HCS



H: 2200mm/2400mm
W: 3000mm
D: 1500mm

Suitable for 2 people
Footprint= 3.5m²
Table shown Ø600



Q3.5HCS



H: 2200mm/2400mm
W: 3500mm
D: 1500mm

Suitable for 2 people
Footprint= 4.81m²
Table shown Ø800



Q3HCO



H: 2200mm/2400mm
W: 3000mm
D: 1500mm

Suitable for 2 people
Footprint= 3.5m²
Table shown Ø600




Q3.5HCO



H: 2200mm/2400mm
W: 3500mm
D: 1500mm

Suitable for 2 people
Footprint= 4.81m²
Table shown Ø800

Ceilings and Lighting removed to show POD contents.
Occupancy and sizes shown for guidance and all options can be tailored for your requirements.
Please contact Merlin Industrial for more information.



Q4/2.5RD



H: 2200mm/2400mm
W: 4000mm
D: 2500mm

Suitable for 4 people
Footprint= 10m²
Table shown Ø600mm




Q4.5/2.5RD



H: 2200mm/2400mm
W: 4500mm
D: 2500mm

Suitable for 4 people
Footprint= 11.25m²
Table shown Ø600mm



Q5/2.5RD



H: 2200mm/2400mm
W: 5000mm
D: 2500mm

Suitable for 6 people
Footprint= 12.5m²
Table shown Ø800mm



Q5.5/2.5RD



H: 2200mm/2400mm
W: 5500mm
D: 2500mm

Suitable for 6 people
Footprint= 13.75m²
Table shown Ø800mm




Q6/2.5RD



H: 2200mm/2400mm
W: 6000mm
D: 2500mm

Suitable for 6 people
Footprint= 15m²
Table shown Ø1000mm

Ceilings and Lighting removed to show POD contents.
Occupancy and sizes shown for guidance and all options can be tailored for your requirements.
Please contact Merlin Industrial for more information.



Q2.5/3RE



H: 2200mm/2400mm
W: 2500mm
D: 3000mm

Suitable for 3 people
Footprint= 7.5m²
Table shown Ø800mm



Q2.5/4RE



H: 2200mm/2400mm
W: 2500mm
D: 4000mm

Suitable for 3 people
Footprint= 10m²
Table shown Ø1000



Q3/3.5RE



H: 2200mm/2400mm
W: 3000mm
D: 3500mm

Suitable for 4 people
Footprint= 10.5m²
Table shown 1200mm x 1800mm




Q3/4RE



H: 2200mm/2400mm
W: 3000mm
D: 4000mm

Suitable for 5 people
Footprint= 12m²
Table shown 1200mm x 1800mm

Ceilings and Lighting removed to show POD contents.
Occupancy and sizes shown for guidance and all options can be tailored for your requirements.
Please contact Merlin Industrial for more information.



Q3/4.5RE



H: 2200mm/2400mm
W: 3000mm
D: 4500mm

Suitable for 5 people
Footprint= 13.5m²
Table shown 1200mm x 2100mm



Q3/5RE



H: 2200mm/2400mm
W: 3000mm
D: 5000mm

Suitable for 6 people
Footprint= 15m²
Table shown 1200mm x 2100mm



Q3/5.5RE



H: 2200mm/2400mm
W: 3000mm
D: 5500mm

Suitable for 6 people
Footprint= 16.5m²
Table shown 1200mm x 2700mm




Q3/6RE



H: 2200mm/2400mm
W: 3000mm
D: 6000mm

Suitable for 6 people
Footprint= 18m²
Table shown 1200mm x 3000mm

Ceilings and Lighting removed to show POD contents.
Occupancy and sizes shown for guidance and all options can be tailored for your requirements.
Please contact Merlin Industrial for more information.



Q4/2RD



H: 2200mm/2400mm
W: 4000mm
D: 2000mm

Suitable for 2 people
Footprint= 8m²
Table shown 1740mm x 790mm



Q4.5/2RD



H: 2200mm/2400mm
W: 4500mm
D: 2000mm

Suitable for 4 people
Footprint= 9m²
Table shown Ø600mm



Q5/2RD



H: 2200mm/2400mm
W: 5000mm
D: 2000mm

Suitable for 4 people
Footprint= 10m²
Table shown Ø600mm




Q5.5/2RD



H: 2200mm/2400mm
W: 5500mm
D: 2000mm

Suitable for 4 people
Footprint= 11m²
Table shown Ø600mm




Q6/2RD



H: 2200mm/2400mm
W: 6000mm
D: 2000mm

Suitable for 4 people
Footprint= 12m²

Ceilings and Lighting removed to show POD contents.
Occupancy and sizes shown for guidance and all options can be tailored for your requirements.
Please contact Merlin Industrial for more information.




Q7/3RT



H: 2200mm/2400mm
W: 7000mm
D: 3000mm

Suitable for 6 people
Footprint= 21m²
Table shown Ø800mm




Q8/3RT



H: 2200mm/2400mm
W: 8000mm
D: 3000mm

Suitable for 9 people
Footprint= 24m²
Table shown Ø800mm




Q9/3RT



H: 2200mm/2400mm
W: 9000mm
D: 3000mm

Suitable for 9 people
Footprint= 27m²
Table shown Ø1000mm

Ceilings and Lighting removed to show POD contents.
Occupancy and sizes shown for guidance and all options can be tailored for your requirements.
Please contact Merlin Industrial for more information.



Q4/3RD



H: 2200mm/2400mm
W: 4000mm
D: 3000mm

Suitable for 4 people
Footprint= 12m²
Table shown Ø800mm



Q4.5/3RD



H: 2200mm/2400mm
W: 4500mm
D: 3000mm

Suitable for 4 people
Footprint= 13.5m²
Table shown Ø800mm



Q5/3RD



H: 2200mm/2400mm
W: 5000mm
D: 3000mm

Suitable for 6 people
Footprint= 15m²
Table shown Ø800mm



Q5.5/3RD



H: 2200mm/2400mm
W: 5500mm
D: 3000mm

Suitable for 6 people
Footprint= 16.5m²
Table shown Ø800mm




Q6/3RD



H: 2200mm/2400mm
W: 6000mm
D: 3000mm

Suitable for 8 people
Footprint= 18m²
Table shown Ø1000mm

Ceilings and Lighting removed to show POD contents.
Occupancy and sizes shown for guidance and all options can be tailored for your requirements.
Please contact Merlin Industrial for more information.



Q4/3.5RD



H: 2200mm/2400mm
W: 4000mm
D: 3500mm

Suitable for 4 people
Footprint= 14m²
Table shown Ø800mm



Q4.5/3.5RD



H: 2200mm/2400mm
W: 4500mm
D: 3500mm

Suitable for 4 people
Footprint= 15.75m²
Table shown Ø800mm



Q5/3.5RD



H: 2200mm/2400mm
W: 5000mm
D: 3500mm

Suitable for 6 people
Footprint= 17.5m²
Table shown Ø1000mm



Q5.5/3.5RD



H: 2200mm/2400mm
W: 5500mm
D: 3500mm

Suitable for 6 people
Footprint= 19.25m²
Table shown Ø1000mm




Q6/3.5RD



H: 2200mm/2400mm
W: 6000mm
D: 3500mm

Suitable for 8 people
Footprint= 21m²
Table shown 1200mm x 1800mm

Ceilings and Lighting removed to show POD contents.
Occupancy and sizes shown for guidance and all options can be tailored for your requirements.
Please contact Merlin Industrial for more information.




Q7/2.5RT



H: 2200mm/2400mm
W: 7000mm
D: 2500mm

Suitable for 6 people
Footprint= 17.5m²
Table shown Ø600mm




Q8/2.5RT



H: 2200mm/2400mm
W: 8000mm
D: 2500mm

Suitable for 9 people
Footprint= 20m²
Table shown Ø800mm




Q9/2.5RT



H: 2200mm/2400mm
W: 9000mm
D: 2500mm

Suitable for 9 people
Footprint= 22.5m²
Table shown Ø1000mm

Ceilings and Lighting removed to show POD contents.
 Occupancy and sizes shown for guidance and all options can be tailored for your requirements.
 Please contact Merlin Industrial for more information.



Q5/3.5LD



H: 2200mm/2400mm
 W: 5000mm
 D: 3500mm

Suitable for 6 people
 Footprint= 17m²
 Table shown Ø1200mm



Q6/3.5LD



H: 2200mm/2400mm
 W: 6000mm
 D: 3500mm

Suitable for 8 people
 Footprint= 18.5m²
 Table shown 1200mm x 1800mm




Q7/3.5LD



H: 2200mm/2400mm
 W: 7000mm
 D: 3500mm

Suitable for 8 people
 Footprint= 22.5m²
 Table shown 1200mm x 1800mm

Ceilings and Lighting removed to show POD contents.
Occupancy and sizes shown for guidance and all options can be tailored for your requirements.
Please contact Merlin Industrial for more information.



Q4/4RQ



H: 2200mm/2400mm

W: 4000mm

D: 4000mm

Suitable for 4 people

Footprint= 16m²

Table shown 1700mm x 800mm



Q5/5RQ



H: 2200mm/2400mm

W: 5000mm

D: 5000mm

Suitable for 12 people

Footprint= 25m²

Table shown Ø800mm



Q6/6RQ



H: 2200mm/2400mm

W: 6000mm


D: 6000mm

Suitable for 16 people

Footprint= 36m²

Table shown Ø1000mm

Ceilings and Lighting removed to show POD contents.
Occupancy and sizes shown for guidance and all options can be tailored for your requirements.
Please contact Merlin Industrial for more information.



Q5/3LO



H: 2200mm/2400mm
W: 5000mm
D: 3000mm

Suitable for 6 people
Footprint= 14.5m²
Table shown 1200mm x 2100mm



Q6/3LO



H: 2200mm/2400mm
W: 6000mm
D: 3000mm

Suitable for 6 people
Footprint= 16m²
Table shown 1200mm x 2400mm




Q7/3LO



H: 2200mm/2400mm
W: 7000mm
D: 3000mm

Suitable for 8 people
Footprint= 19m²
Table shown 1400mm x 3500mm

Ceilings and Lighting removed to show POD contents.
Occupancy and sizes shown for guidance and all options can be tailored for your requirements.
Please contact Merlin Industrial for more information.



Q5/3.5LO



H: 2200mm/2400mm
W: 5000mm
D: 3500mm

Suitable for 6 people
Footprint= 17m²
Table shown 1200mm x 2100mm



Q6/3.5LO



H: 2200mm/2400mm
W: 6000mm
D: 3500mm

Suitable for 6 people
Footprint= 18.5m²
Table shown 1200mm x 2400mm




Q7/3.5LO



H: 2200mm/2400mm
W: 7000mm
D: 3500mm

Suitable for 8 people
Footprint= 22.5m²
Table shown 1400mm x 3500mm

Ceilings and Lighting removed to show POD contents.
Occupancy and sizes shown for guidance and all options can be tailored for your requirements.
Please contact Merlin Industrial for more information.



Q5/3.5HL



H: 2200mm/2400mm

W: 5000mm

D: 3500mm

Suitable for 6 people

Footprint= 16.5m²

Table shown 1000mm x 2200mm



Q6/3.5HL



H: 2200mm/2400mm

W: 6000mm

D: 3500mm

Suitable for 6 people

Footprint= 20m²

Table shown 1000mm x 2200mm



Q7/3.5HL



H: 2200mm/2400mm

W: 7000mm


D: 3500mm

Suitable for 8 people

Footprint= 23.5m²

Table shown 1200mm x 3300mm

Ceilings and Lighting removed to show POD contents.
Occupancy and sizes shown for guidance and all options can be tailored for your requirements.
Please contact Merlin Industrial for more information.




Q2.5/3HL



H: 2200mm/2400mm
W: 2500mm
D: 3000mm

Suitable for 3 people
Footprint= 6.5m²
Table shown Ø800mm




Q3/3HL



H: 2200mm/2400mm
W: 3000mm
D: 3000mm

Suitable for 4 people
Footprint= 8m²
Table shown Ø1000mm




Q4/3HL



H: 2200mm/2400mm
W: 4000mm
D: 3000mm

Suitable for 5 people
Footprint= 11m²
Table shown 1200mm x 1800mm

Ceilings and Lighting removed to show POD contents.
Occupancy and sizes shown for guidance and all options can be tailored for your requirements.
Please contact Merlin Industrial for more information.



Q5/3HL



H: 2200mm/2400mm

W: 5000mm

D: 3000mm

Suitable for 6 people

Footprint= 14m²

Table shown 1000mm x 2200mm



Q6/3HL



H: 2200mm/2400mm

W: 6000mm

D: 3000mm

Suitable for 6 people

Footprint= 17m²

Table shown 1000mm x 2200mm



Q7/3HL



H: 2200mm/2400mm

W: 7000mm

D: 3000mm

Suitable for 8 people

Footprint= 20m²

Table shown 1200mm x 3300mm