



PARTAGE

Elegance and character define the new Partage desk. Its style is sober and well thought-out. The top is as refined as the trapezium leg. Nothing disturbs the clean and minimalist lines of this desk. Partage is easy to customise with numerous possibilities in terms of the finish and worktop shapes.



Technical description

25 mm thick Structurex® desk top.

2 mm thick shock-proof ABS edging.

Equipped with at least one 80 mm diameter port hole or a 2 cm deep scallop.

Metal supporting structure composed of oblique 50 mm square cross-section legs and a recessed upper plate. The assembly is connected by a central steel beam with lacquered epoxy finish.

Next leg element recessed in order to move easily from one desk to another.

Adjustable screw feet to compensate for any unevenness in the floor.

In back-to-back configuration, a space divider can be fitted in the 3 cm gap provided between the tops.

Electrification

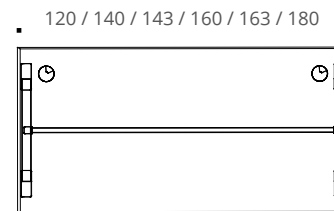
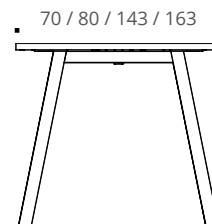
Equipped with at least one 80 mm diameter port hole or a 2 cm deep scallop.

Top

Made of Structurex®, thickness 25 mm.

Leg

Metal supporting structure composed of oblique 50 mm square cross-section legs and a recessed upper plate. The assembly is connected by a central steel beam with lacquered epoxy finish.





Finishes



Single desk

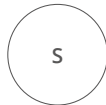
		Dimensions in cm	Ref.	+Finish*
Straight desk D 70 cm / H 72 cm		L 120	BX61	+ [] [] []
		L 140	BX62	+ [] [] []
		L 160	BX63	+ [] [] []
		L 143	BX64	+ [] [] []
		L 163	BX65	+ [] [] []
		Straight desk D 80 cm / H 72 cm		L 120
L 140	BX67			+ [] [] []
L 160	BX68			+ [] [] []
L 180	BX69			+ [] [] []
Wave desk D 80 to 90 cm / H 72 cm		L 140 right hand return	BX76	+ [] [] []
		L 140 left hand return	BX77	+ [] [] []
		L 160 right hand return	BX78	+ [] [] []
		L 160 left hand return	BX79	+ [] [] []

*Complete the reference with the chosen finish. All our mentioned finishes, metal and all other materials are to be considered as decoration and imitation finishes.
 Ex : straight desk D 80 / L 160 cm, White metal legs, Cedar MFC finish top = BX68 + [7] [D]








Leg imitation finishes



Top MFC finishes

Single desk

		Dimensions in cm	Ref.	+Finish*
Compact desk D 80 to 110 cm / H 72 cm D 60 cm return		L 140 right hand return	BX70	+ [] [] []
		L 140 left hand return	BX71	+ [] [] []
		L 160 right hand return	BX72	+ [] [] []
		L 160 left hand return	BX73	+ [] [] []
		L 180 right hand return	BX74	+ [] [] []
		L 180 left hand return	BX75	+ [] [] []
Compact manager desk D 110 to 120 cm / H 72 cm D 60 cm return structure L 160 cm		L200 right hand return	BX80	+ [] [] []
		L 200 left hand return	BX81	+ [] [] []
Double wave desk D 80 to 90 cm / H 72 cm		L 160	BX82	+ [] [] []

*Complete the reference with the chosen finish. All our mentioned finishes, metal and all other materials are to be considered as decoration and imitation finishes.
 Ex : right hand compact desk D 80 / L 140 cm, Aluminium metal legs, White MFC finish top = BX70 + [1] [S]



1

5

7

Leg imitation finishes

N

F

D

M

B

A

J




E

S

Top MFC finishes



Single desk

		Dimensions in cm	Ref.	+Finish*
Double wave manager desk D 90 to 100 cm / H 72 cm		L 180	BX83	+ [] []
90° symmetrical desk D 80 to 160 cm / H 72 cm D 80 cm return		L 160	BX84	+ [] []
		Return on 2 square legs		
120° symmetrical desk D 80 to 119 cm / H 72 cm structure L 120 cm		L 208	BX85	+ [] []

*Complete the reference with the chosen finish. All our mentioned finishes, metal and all other materials are to be considered as decoration and imitation finishes.

Ex : 120° symmetrical desk, White metal legs, Cedar MFC finish top = BX85 + [7] [D]





- 1
 - 5
 - 7
- Leg imitation finishes
- N
 - F
 - D
 - M
 - B
 - A
 - J
 - E
 - S
- Top MFC finishes

Options

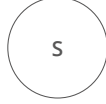
		Dimensions in cm	Ref.	+Finish*
Extension H 72 cm		L 80 / D 60	BU50	+ [] [] [] []

**Complete the reference with the chosen finish. All our mentioned finishes, metal and all other materials are to be considered as decoration and imitation finishes.
Ex : extension L 80 / D 60 cm, Aluminium metal legs, Nebraska Oak MFC finish top = BU50 + [1] [F]*







Leg imitation finishes



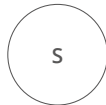
Top MFC finishes

Multi-workstations / tops with cable ports

	Dimensions in cm	D 143 CM		D 163 CM	
		Ref.	+Finish*	Ref.	+Finish*
2 back to back desks Starter element H 72 cm 	L 120	BX86	+ [] [] []	BX89	+ [] [] []
	L 140	BX87	+ [] [] []	BX90	+ [] [] []
	L 160	BX88	+ [] [] []	BX91	+ [] [] []
	L 180			BX92	+ [] [] []
2 back to back desks Add-on unit H 72 cm 	L 120	BT56	+ [] [] []	BK56	+ [] [] []
	L 140	BT57	+ [] [] []	BK57	+ [] [] []
	L 160	BT58	+ [] [] []	BK58	+ [] [] []
	L 180			BK59	+ [] [] []

*Complete the reference with the chosen finish. All our mentioned finishes, metal and all other materials are to be considered as decoration and imitation finishes.
 Ex : 2 back to back desks L 120 / D 163 cm, starter element, White metal legs, Bleached Oak MFC finish top = BX89 + [7] N







Leg imitation finishes

Top MFC finishes

Multi-workstations / tops with scalloped edge

	Dimensions in cm	D 143 CM		D 163 CM	
		Ref.	+Finish*	Ref.	+Finish*
2 back to back desks Starter element H 72 cm	 L 120 L 140 L 160 L 180	BX93	+ [] [] []		
		BX94	+ [] [] []	BX96	+ [] [] []
		BX95	+ [] [] []	BX97	+ [] [] []
				BX98	+ [] [] []
2 back to back desks Add-on unit H 72 cm	 L 120 L 140 L 160 L 180	BT62	+ [] [] []		
		BT63	+ [] [] []	BR56	+ [] [] []
		BT64	+ [] [] []	BR57	+ [] [] []
				BR58	+ [] [] []

*Complete the reference with the chosen finish. All our mentioned finishes, metal and all other materials are to be considered as decoration and imitation finishes.
 Ex : 2 back to back desks L 160 / D 143 cm, add-on unit, White metal legs, Beech MFC finish top = BT64 + [7 | A]

