



eol.

Executive furniture

Mundi



Available from Merlin Industrial Products - 01752 690622 - sales@mipl.uk

Features



High quality materials to create an authentic character !

Form and function artfully combined, Mundi will cater to every user's exacting requirements. With rich wood veneers and sleek glass worktops to choose from, paired with leg styles ranging from the classic elegance of wood to the contemporary edge of metal, Mundi allows the management executive to truly make the office space his own.



Overview in cm

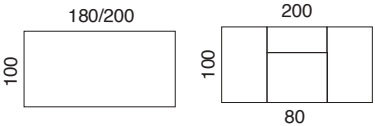
Desking

Rectangular desks

Wood veneer top

Three leaf wood veneer top

Glass top

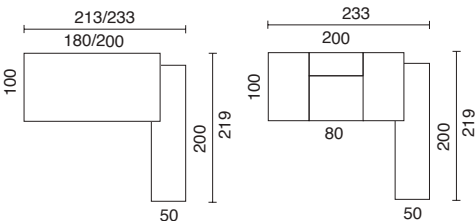


Rectangular desks with supporting return

Wood veneer top

Three leaf wood veneer top


Glass top



Storage units

Pedestals 2 and 3 drawers

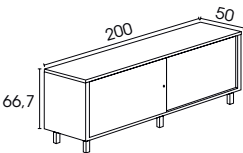
Inlay wood veneer drawer fronts



Low credenzas with sliding doors

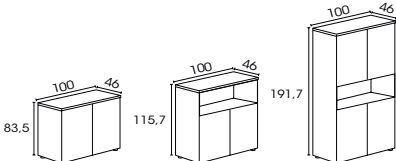

Wood veneer doors

Metal doors



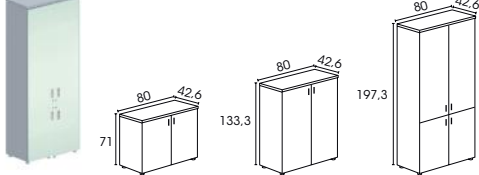
Deco cupboards

Wood veneer doors



Traditional cupboards

Glass doors

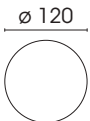


Meeting tables

Circular table

Wood veneer top

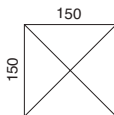
Glass top



Square table

Wood veneer top

Glass top




Shade card

Wood veneer top finishes



Walnut



Ebony



Olive tree

Being a natural product, wood veneer may appear to vary in colouring and pattern particularly when viewed at different angles to the grain and at different angles to the light..

Glass top finishes



Enamelled
glossy light grey



Enamelled
glossy black




Clear
frosted




Clear
smoked grey

Metal panel leg finish




Mouse grey

Finishes for metal trims on wood veneer panel legs



Aluminium grey



Glossy black

Construction

Desking

Particle board density 670 to 690 kg/m³ covered with a wood veneer sheet, 7/10th thick with a semi-matt ecologically friendly natural water based varnish.

Tops 17.4 mm thick : desk height 72.74 cm.

Tops 31.4 mm thick : desk height 74.14 cm.

Tops 12 mm thick : desk height 72.2 cm.

- 1 Wood veneer top 17.4 mm thick, wood veneer edging rounded at the top and bottom. Edge banding matches the table top finish.
- 2 Wood veneer top 31.4 mm thick with integrated leather desk mat in the central section, straight wood veneer edging rounded at the top and bottom and in a finish matching the top.
- 3 Toughened glass worktop, 12 mm thick. Smoothed joins and rounded edges for maximum user comfort. 3 choices of finish = clear glass with enamelled underside, frosted clear glass, tinted glass.
- 4 Wood veneer panel legs 61.4 mm thick, 2 mm thick wood veneer



edging, rounded. A triangular section metal element (1.5 mm thick) adorns the lower portion of the panel leg. The panel leg is fitted with 2 stabilizer feet ø 25 mm, adjustable through 15 mm. Depth of the leg : 100 cm.

- 5 Metal panel leg, 93 mm thick, with a removable metal cover (1 mm thick) on the external façade of the leg to allow access to the cable management housing concealed within the leg structure. The leg is fitted with 4 hexagonal stabilizer feet, adjustable through 15 mm. Depth of the leg : 75.6 cm. Aluminium grey metal crossbars.
- 6 The structure of the wood veneer panel leg is ensured by 2 metal crossbars of triangular cross-section, 2 mm thick and by means of a supporting wood veneer modesty panel.
- 7 Optional metal modesty panel, 0.7 mm thick, matching the metal panel leg finish, fixed to the metal crossbars H. 30 x W.110 cm.
- 8 Assembled with cam fittings and screws/metal inserts. Glass tops rest on suction caps.



Construction

Easy-reach storage units

Pedestals 2 and 3 drawers

- 1 Sheet steel shell frame composed of cross braces folded into shape at the top and bottom extremities (1.0 mm thick).
- 2 Pedestal shell, drawers carcasses and handles made from 0.7 mm thick sheet metal. One-piece construction shell. Spot-welding assembly. Metal back panel in matching finish to the shell.
- 3 Wood veneer drawer fronts, 17.4 mm thick, assembled by means of screws to the metal drawer frame.
- 4 Metal drawers on telescopic runners and ball-bearing rollers allow full extraction. Assembly of drawers onto the pedestal by means of small hooks on the ball-bearing runners. Recessed handles made from folded sheet steel (0.7 mm thick), affixed by means of screws to the top edge of drawers with a melamine front.

Suspension file drawers are fitted with a suspension file cradle at the rear of the drawer. An additional 5th fixed castor is fitted to filing drawers on mobile pedestals to prevent tipping. Filing drawer capacity : 40 suspension files per drawer.

- 5 ABS pen tray (6 compartments) in the box drawer.
- 6 Central locking, lock fitted to top drawer. 2 folding and capped keys.
- 7 4 free-moving castors Ø 65 mm, 2 of which are lockable.



Pedestal dimensions

External dimensions of fixed pedestal	W 418 x D 594 x H 521 mm
Overall dimensions of mobile pedestal	W 418 x D 594 x H 596 mm

Drawer dimensions

Box drawers	
Drawer front height	168 mm
Drawer front width	410 mm
Usable drawer height	79 mm in the top drawer
Usable drawer width	330 mm
Usable depth of the box drawer	497 mm

Filing drawers	
Drawer front height	340 mm
Drawer front width	410 mm
Usable drawer height	79 mm
Usable drawer width	330 mm
Usable depth of the filing drawer	497 mm

Metal frame for suspension files : W 332 mm x D 468 mm x H 251 mm

Supporting return units

The supporting returns are designed as an integral structural element of the desk. On the metal panel leg desk version, the return can be positioned either on the left or right hand side of the desk. On the wood veneer panel leg desk version, the return can be positioned either on the left or right hand side of the desk. However, the choice of position determines the product reference.

- 1 Melamine structure, 19 mm thick, in an aluminium grey MH or glossy black RO finish. The unit is divided into 2 main compartments separated by an internal partition. The right-hand side compartment is fitted with a melamine shelf in matching finish to the return. The left-hand side compartment is divided by a partition allowing the creation of an open space on one side and the inclusion of a melamine shelf on the other.
- 2 Structural melamine top, 19 mm thick, matching the return unit shell finish or wood veneer 17.4 mm thick.
- 3 Wood veneer sliding doors, made from particleboard panels density 690 kg/m3 or metal sliding doors in matching finish to metal panel legs. The height-adjustable doors (adjust by means of concealed thumb screw in runner housing) rest on a runner allowing the panel to slide smoothly along a profiled aluminium rail. Each sliding door is fitted with an end-of-run damping mechanism. Access to the sliding doors from the user side.



Construction

Meeting tables

- ① Particle board, density 670 to 690 kg/m³ covered with a wood veneer sheet, 7/10th thick with a semi-matt ecologically friendly natural water based varnish. Wood veneer top, 17.4 mm thick, straight wood veneer edging, rounded at the top and bottom, in a finish matching the top.
Glass top made from toughened glass, 12 mm thick. Smoothed joins and rounded edges for maximum user comfort. 3 choices of finish = clear glass with enamelled underside, frosted clear glass, tinted glass.
- ② Central, circular fixed stem in an aluminium grey or glossy black finish, comprising a metal square plate 40 x 40 cm (6 mm thick), a tubular upright ø 8.9 cm (2 mm thick) and a circular base made from pressed steel ø 71 cm (2.5 cm thick). Elements assembled by means of screws.
- ③ Central, tubular steel frame of triangular cross-section 59 x 59 x 80 mm ; stability ensured by a tubular cross-bar attached to the legs. Stabilizer feet adjustable through 15 mm.



Deco cupboards

- ① High gloss melamine cupboard shell, 19 mm thick. Removable shelves 19 mm thick, thin edge banding 0.5 mm thick matching the cupboard finish.
- ② Wood veneer tops and doors 17.4 mm thick, matching desk top wood veneer finishes. Doors with wood grain direction aligned horizontally. Wood veneer doors without handles: open thanks to 'push & pull' mechanism.
- ③ Medium and high cupboards include a central section featuring either a compartment that can be closed off with a drop-leaf door, or that can be left as an open storage compartment. Folded sheet steel handle fitted flush along the length of the fold-down door top.
- ④ The cupboards are fitted with 4 stabilizer feet (height 27 mm), adjustable through 15 mm.
- 3 cupboard heights (without top) : 83.5, 115.7 and 191.7 cm (superposition of one medium and one low cupboard).



Construction

Traditional cupboards

- 1 Shell thickness (side walls, base, shelves and top): 19 mm. Optional decorative top, thickness: 19 mm. Narrow edge banding 0.6 mm thick and matching the cupboard finish.
- 2 Cupboard shell finish aluminium grey (MH) or graphite grey (MY). Assembly with cam fittings and pegs. Cupboard plinth rests on 4 adjustable stabilizer feet which are fitted inside 10 mm diameter perforations to the plinth. Stabilizer feet made from coloured ABS matching the cupboard shell finish. Diameter 50 mm. Height 28 mm. Adjustable through 15 mm.
- 3 Glass doors made from 4 mm thick toughened safety glass with an aluminium frame. 4 choices of glass door colour : enamelled glossy light grey (GB), enamelled glossy black (GD), transparent frosted (GA) and transparent smoked grey (GH). Glass doors are not lockable.
- 4 Melamine shelves are height-adjustable at 32 mm intervals. Shelves come in a matching finish to the cupboard shell. High cupboards (H. 197.3 cm), fitted with 4 doors, are equipped with a fixed shelf. Shelves W. 76.15 x D. 37 x 1.9 cm thick. Max. load : 120 kg per melamine shelf.
- 5 High cupboards will accommodate 5 rows of suspension files thanks to the addition of optional metal shelving. These metal shelves feature two notches that allow a user to choose between fixing to the back of the cupboard or flush with the sidewalls.



Internal fittings and usable dimensions:

Cupboards H. 197.3 cm	4 melamine shelves	Up to 5 rows of suspension files*	H. 190 x W. 76.15 x D. 38.3 cm
Cupboards H. 133.3 cm	3 melamine shelves	Up to 4 rows of suspension files*	H. 126 x W. 76.15 x D. 38.3 cm
Cupboards H. 71 cm	1 melamine shelf		H. 62 x W. 76.15 x D. 38.3 cm

*Thanks to optional metal shelves

Maintenance

Wipe in the direction of the grain using a soft damp cloth.

Wood veneer panelling is a natural material. It may therefore present variations in colour and pattern particularly when viewed at different angles to the grain and at different angles to the light. The varnish is sensitive to intense heat and scratching (particularly in the first weeks of use).

Standards



ISO 14001 is an international reference recognized as an environmental management system. Based on the principle of continuous improvement (or the Deming circle), it's intention is to identify, verify and master the environmental aspects of all organisms and specify how to control the entire system..