

Audio Visual Lecterns



Front & rear door access



Removable 19" rack system

Gemini 14U / 16U Mono | 1250 1400 1800 Duet | 1800 2200 3000

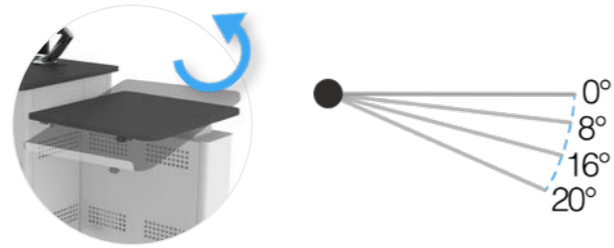


Front & rear door access

10-day lead-time

Standard colours & finishes only

Explorer 16U



Choose your working angle

Aries 16U Mono | 1400 Duo | 2200



Rubi 16U half 5U full



Credenza 16U



Excellent rack access



Contour 12U / 14U / 16U Solo | 1280 Compact | 2128



Messenger 4U & 8U options M1P | 665 M3P4U | 1000 M2P | 786 M3P8U | 1000



Castor option available



Four-door access



Illuminated branding

Bravo 8U / 12U



Juno 11U half 5U full A | 730 B + C | 800



SALC Bespoke to your AV requirements



Four-door access



Illuminated branding


Expert 16U


Additional options

- Control panel housing
- Wide range of colour & branding options
- Writing surface inlay
- Customise your worktop


Collaborative Tables

Synergy







Plectrum
6 & 9 seat




Plectrum Reverse
3, 5 & 7 seat



Teardrop
2 & 6 seat



Blade
4, 6, 8 & 10 seat



Quad
4, 6, 8, 10, 12, 14, 16 & 20 seat



Folding



Height Adjustable
5 & 7 seat




Sit-Stand




Fusion

Equality Act compliance
NEW


Additional options




Connectivity options
(Mast / Worktop / Leg)




Dual screen



PC cage / cradle




Camera /
sound bar mount




Unity

HA versions available



Quad Plectrum Blade




Focus

42-55" screens
4-seat
6-seat


made to measure for your screen

Technical Desking




Flip-Top & Pop-Up Desks

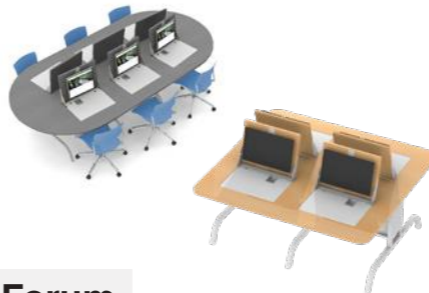
Manual & Electric



Screen sent to us before for a perfect fit

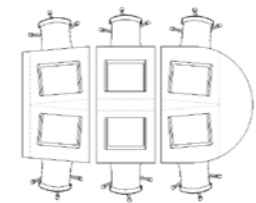


Height adjustable versions




Forum

Effective cable management + removable panels



Modular design



Evoke



HA Desks


Equality Act compliance




ICT & Study Desks




Single, double & corner modules



Tucana



Removable panels for easy cable access and maintenance



Cables are concealed & secured away within central channel



Cluster & Delta Desks



Crucible

NEW



Arc Tilting Tables

NEW