



Portable Loaders

  
Max Load  
200 Kg

  
British  
Made

The Ezi-Lift portable range is ideal where space is at a premium or access is difficult, all are highly manoeuvrable.

**Wheels:** 2 x 200mm diameter bright zinc plated steel centred wheels with roller bearings and solid rubber tyres. The front of the straddle legs are fitted with cast iron rollers.

**Finish:** Fully powder coated throughout.

**Colours:** orange and grey.

All models are supplied complete with a load retention frame which includes anchor points for load retention straps. Protective hand grips are fitted as standard.

All Ezi-Lift products are guarded for operator protection. Gearbox. Manual Ezi-Lift gearbox has a self sustaining mechanism which holds the load at any point immediately the handle is released. Enclosed sprocket and chain drive, guarded for operator protection.

IMPORTANT

Always ensure the load is in the fully lowered position before moving the lifter. All Ezi-Lift products are guarded for operator protection. All lifting equipment supplied complies to the Supply of Machinery (Safety) Regulations 1992 No:3073 and subsequent Amendment 1994 No:2063.

All Ezi-Lift lifting devices are supplied complete with instructions covering the use of the machine, maximum load labels or plates, recommended load centres, data sheets on Health & Safety together with a signed Test Certificate and declaration of conformity.




2 Capacities; 4 Lift heights	
Maximum load capacities kg	200
Maximum lift height mm	1220
Load centres mm	305
Overall dimensions	
Lowered height mm	1500
Fully raised height mm	1660
Width mm	680
Front to rear mm	735
Fork dimensions	
Width mm	315
Projection mm	450
Lowered height mm	65
Height of straddle legs mm	65
Approximately vertical lift per one handle revolution mm	27


Capacity	Lift height	Weight	Order Ref
200kg	1220mm	42kg	ELP 200 122

Optional extras

Factory fitted at time of order



Platform: W x Projection  
485 x 470mm  
Ref: RPP6



Retention straps. per strap  
Ref: STP2



Braking system  
Ref: ELBS 1

## General Purpose Lifters



Max Load  
250 Kg



British  
Made

All Ezi-Lift products are guarded for operator protection.

### IMPORTANT

Always ensure the load is in the fully lowered position before moving the lifter. All Ezi-Lift products are guarded for operator protection. All lifting equipment supplied complies to the Supply of Machinery (Safety) Regulations 1992 No:3073 and subsequent Amendment 1994 No:2063.

All Ezi-Lift lifting devices are supplied complete with instructions covering the use of the machine, maximum load labels or plates, recommended load centres, data sheets on Health & Safety together with a signed Test Certificate and declaration of conformity.

2 Capacities; 3 Lift Heights			
Maximum load capacities kg	250		
Maximum lift height mm	1220		
Load centres mm	305		
Overall dimensions			
Lowered height mm	1450		
Fully raised height mm	1660		
Width mm	550		
Front to rear mm	870		
Platform			
Width mm	315		
Projection mm	450		
Lowered height mm	65		
Height of straddle legs mm	65 Approx		
Approximately vertical lift per one handle revolution mm	27/30		
Capacity	Lift height	Weight	Order Ref
250kg	1220mm	40kg	ELI 250 122



### Optional alternatives

Factory fitted in place of standard forks at time of order



Jib with swivelling hook

Ref: **ELIJ**

Jib adds 200mm to lift height.  
Lowered height to centre of hook 265mm.



Boom: L x diameter.

600 x 50mm

Ref: **ELIB**

### Optional accessories



Platform: W x Projection

485 x 470mm

Ref: **RPP6**




Retention straps. Per strap


Ref: **STP2**



Ezilift

Midi Winch Lifters

  
Max Load  
250 Kg

  
British  
Made

All Ezi-Lift products are guarded for operator protection. The Midi range of general purpose lifters is ideal for many locations and uses, particularly where the 1500mm lift height is required. Fitted with rear castors and total stop brakes for full stability.

**Wheels:** 2 x 125mm diameter nylon wheels with polyurethane tyres and ball bearings. Castors fitted with total stop brakes as standard. The front of the straddle legs are fitted with cast iron rollers.

**Winch:** Enclosed sprocket and chain drive, guarded for operator protection. Manual winch unit with self sustaining feature to hold the load at any level when the lever is released.

**Load retention frame:** All midi models are supplied with load retention frame fitted as standard. Frame incorporates anchor points for load retention straps.

**Finish:** Main frame and masts in orange powder coating. Forks, carriage and retention frame finished in grey powder coating.

**Documentation:** All Ezi-Lift lifting devices are supplied complete with instructions covering the use of the machine, maximum load labels or plates, recommended load centres, data sheets on Health & Safety together with a signed Test Certificate and declaration of conformity.

All lifting equipment supplied complies to the Supply of Machinery (Safety) Regulations 1992 No: 3073 and subsequent Amendment 1994 No:2063.

250 kg Capacity; Maximum lift 1500 mm			
Maximum load capacities kg			250
Maximum lift height mm			1500
Load centres mm			305
Overall dimensions			
Lowered height mm			1845
Fully raised height mm			1985
Width mm			640
Front to rear mm			890
Fork dimensions			
Width mm			410
Projection mm			500
Lowered height mm			65
Height of straddle legs mm			65
Approximately vertical lift per one handle revolution mm			27
Model	Lift Height	Weight	Order Ref
Winch	1500mm	60kg	ELIM 250 150



IMPORTANT: Always ensure the load is in the fully lowered position before moving the lifter.

Optional alternatives

Factory fitted in place of standard forks at time of order



Jib with swivelling hook  
**Ref: ELIMJ**  
Jib adds 200mm to lift height. Lowered height to centre of hook 265mm.



Boom: Length x Diameter  
600 x 50mm  
**Ref: ELIMB**



Platform: Width x Projection  
485 x 470mm  
**Ref: RPP10**



Retention straps. Per strap  
**Ref: STP2**



## 500 Universal



Max Load  
500 Kg



British  
Made

### So versatile it's 7 machines in one!

For winch specification - see previous page.

Hand Winch			
Maximum load capacity			500kg
Maximum lift height mm			1725
Load centres mm			300
Overall dimensions			
Lowered height mm			2130
Fully raised height mm			2130
Width mm			815
Front to rear mm			1210
Adjustable forged forks			
Maximum width mm			655
Projection mm			600
Actual fork width mm			65
Lowered height mm			85
Height of straddle legs mm			85
Ground clearance mm			35
When fitted with a winch, vertical lift per handle revolution:			30/33mm
Stacker	Capacity	Weight	Order Ref
Winch	500kg	138kg	MSU 500 W

MSU 500 W



All Ezi-Lift products are guarded for operator protection.

500 Universal




Drum Claw

Max load: 250kg. For transporting of 210 litre tight head drums at low level only

Ref: **MSU 5 15**

Simply change the accessory to increase its uses. 500 Universals are supplied fitted with forged forks as standard. These forks are easily removed for the fitting of accessories, which simply slide onto the rear carrier, and are retained with a single 10mm set pin.



Jib

Max load: 500kg


Ref: **MSU 5 13**



Platform

Max load: 500kg

Ref: **MSU 5 12**



Boom

Max load: 500kg

Ref: **MSU 5 10**


### Drum Handling Accessories



Drum Tines

Max load: 300kg

Ref: **MSU 5 11**



Drum Clamp

Max load: 300kg

Ref: **MSU 5 14**



Ezilift

Supplied by Merlin Industrial Products Ltd - Call 01752 690622 - Email [sales@mipl.uk](mailto:sales@mipl.uk)

500 Universal

122