



# Delta Plus

## Product Brochure

### Overview

Delta Plus - An Introduction..... **4-5**

### Application

Office Solution ..... **6-7**

Mobile Shelving Solution ..... **8-9**

Industrial Solutions..... **10-11**

Distribution Centre ..... **12-13**

E-Commerce Solutions ..... **14-15**

Small Part Picking..... **16-19**

Divider Solutions ..... **20-23**

### Configuration

Plan your layout ..... **24 -25**

### Components

Side Panels ..... **26 -27**

Slotted shelves..... **28 -29**

Cross Bracing & Back Panels ..... **30 -31**

# Delta Plus


## An Introduction

**Delta Plus is our versatile steel shelving system and is the evolution of our popular Delta Edge range. Ideal for the office, library, workshop or warehouse, Delta Plus is the ultimate all-rounder.**

Developed in-house in the UK, Delta Plus features an aesthetically attractive yet conveniently simple design. The system is brilliantly adaptable with a choice of plain or slotted shelves adjustable every 25mm. The system boasts a vast range of dividers and accessories making Delta Plus perfect for any brief.



**Delta Edge Profile**  
Offering clean lines and extra rigidity



**No protruding clips**  
Shelf clips are neatly hidden away



**Shelf location indicators**  
Saving time when configuring shelves



**Slotted Shelves as standard**  
Compatible with an array of dividers



Heights	Widths	Depths
Bay heights (mm) <b>930, 1930, 2230, 2530</b> Other heights available on request	Widths (mm) <b>686, 902, 986, 1236</b>	Depths (mm) <b>300, 362, 400, 450, 500, 600</b>
Application	Construction	Loadings
Environment <b>Library, Office, Storeroom, Warehouse</b>  Usage <b>Light Storage, Filing, General Purpose Shelving, Compartment Shelving</b>	Side Panels: <b>Steel</b> Pure White RAL9010  Shelf Clips: <b>Steel</b>  Shelves: <b>Steel</b> Pure White RAL9010	Shelf UDL up to <b>100kg</b>  Max Bay Load <b>600kg</b>

## Application: Office Solution

**With its steel construction, clean lines and attractive aesthetics, Delta Plus will blend right into the office whilst offering a highly practical and functional storage solution.**

Hidden shelf clips and wide open bays maximise the space available to store items common within the office environment – archiving, filing, stationary and more. Accessories and dividers allow additional scope to organise items neatly, reducing time and stress.



**Lateral Filing**  
Solid shelves support 330mm  
lateral suspension files



**Fully Adjustable Shelves**  
Delta Plus offers a 25mm shelf pitch



**Base Plinth**  
Sits flush with the floor and prevents  
items entering the space under the bay





### Base Plinth

**A Base Plinth can be installed to the bottom of a bay of shelving .** A Base Plinth allows a bay of shelving to sit flush with the floor and prevents items entering the space below the bay of shelving. Base plinths are perfect for the office environment and are secured simply using just two nuts and two bolts.



### Undershelf Lateral Filing

**Our 362mm solid shelf has been designed to hold 330mm lateral suspension files.** Lateral suspension files are extremely easy to install, simply clip on either side of the undershelf and position your file as you wish. Files can be moved across the entire shelf.



## Application: Mobile Shelving

**Delta Plus can be adapted into a mobile shelving solution ideal for libraries, banks, offices and more.**

Mobile shelving is effective in saving space by eliminating the need for several aisles. Because the shelving moves along floor tracks, the space for only one aisle is needed. When an item is required, the particular shelving bay is identified and an adjacent aisle is created by moving the mobile shelving units apart. Mobile shelving is operated by pull handles or hand operated mechanical systems.

Roll-a-side mobile shelving is useful in small offices or awkwardly shaped areas, such as corridors or alcoves. Delta Plus bays are mounted to low profile mobile bases and tracks that are simply rolled aside to reach the units behind.



### **Easily Adjustable**

Mobile shelving can be moved using a pull handle or a mechanical system



### **Safe & Secure**

Delta Plus' back and side panels combined with a locking mechanism keeps items secured







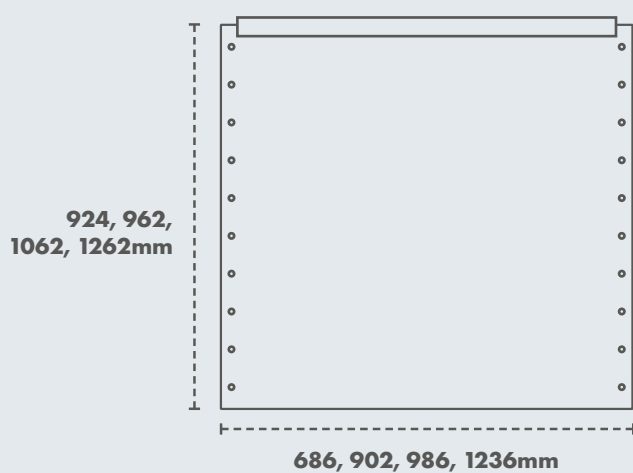
## Application: Industrial Solution

**Delta Plus is an excellent solution for industrial environments including warehouses and distribution centres.**

The system features hard wearing steel shelves which support shelf loads of up to 100kg (UDL). Shelf location indicators ensure the installation process is extremely easy, saving installers time, especially when building a run of bays. Delta Plus features a design which maximises picking space, making the system ideal for industrial applications.





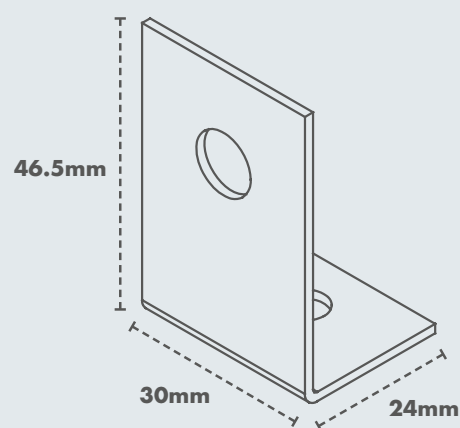


### Back Panel

**Delta Plus is available with a choice of cross bracing or a solid steel back panel.** The cladding option offers additional safety and security and matches the side panels. Back panels can be simply and quickly secured and are compatible with all Delta Plus size options.

### Metal Footplate

**Metal footplates add stability to installations of shelving above four-to-one height to depth ratios.** Delta Plus footplates can be secured discretely to the Delta Plus via a base plinth. Use of a Delta Plus metal footplate ensures security and stability.



# Application:

## Distribution Centre

**Owing to its versatile sizing, sturdy construction, ease of picking and its ease of installation and reconfiguration, Delta Plus is a brilliant option for Distribution Centres.**

Delta Plus maximises space for picking with hidden shelf clips and sleek, unintrusive side panels. Our 450mm and 600mm deep shelves fit perfectly with BDC and BDCM garment cartons – perfect for companies specialising in mail order or fashion.



**Binning Solutions**  
Ideal for small part picking



**Wide Open Bays**  
We've maximised space for items



**BDC & BDCM Compatible**  
Perfect for garment picking





## Application: E-Commerce Solutions

**In an age of increased autonomy, managing internet orders can be a time consuming manual process.** One such process that can be made simpler is the handling and organisation of e-commerce returns. Delta Plus bays are easily configurable to suit different items of stock. The number and size of compartments can be easily extended and reconfigured. A range of cartons, trays and plastic bins are also available to extend the flexibility of the system. All of this makes Delta Plus ideal for retailers looking for an efficient way to process orders and returns.



### **Divider System**

Use dividers to create compartments



### **Perfect for Garments**

Use compartments to subdivide sealed garments






# Application:

## Small Part Picking

**Delta Plus is fully compatible with a range of small part picking boxes including Rhino Plastic Bins and Shelf Trays.**

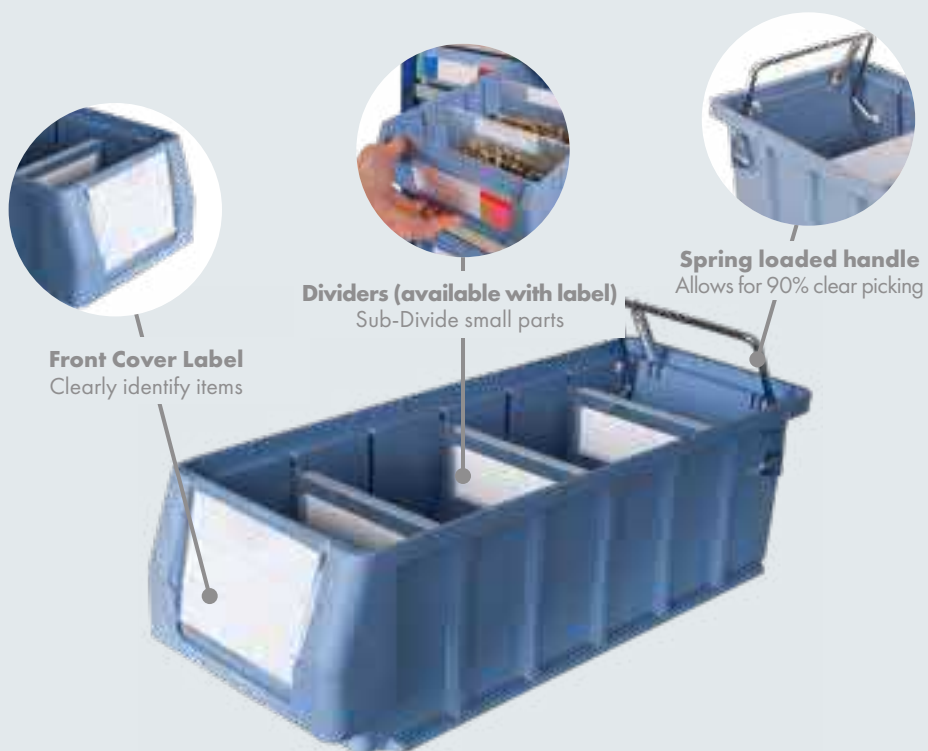
Our ergonomic Plastic Bins are supplied with a shock proof plastic shell and are available in four different colours. Shelf Trays can be supplied with a spring loaded handle which catches the upper shelf. The spring loaded handle suspends the shelf tray allowing for approximately 90% clear picking. Both our Bins and Shelf Trays are made from a tough plastic and are available with dividers, allowing for sub-division of small items. Rhino Plastic Bins are available with a lifetime guarantee.



## Rhino Plastic Bins



## Shelf Trays





# Application:

## Delta Plus Bays with Shelf Trays

Available **300mm, 400mm and 500mm** deep



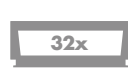
**Bay Configuration A**  
16x ST-109, 12x ST-209, 12x ST-214



**Bay Configuration B**  
64x ST-109



**Bay Configuration C**  
32x ST-209




**Bay Configuration D**  
28x ST-214



**Bay Configuration E**  
40x ST-109, 12x ST-209, 20x ST-214



**Bay Configuration F**  
120x ST-109



**Bay Configuration G**  
60x ST-209



**Bay Configuration H**  
40x ST-214



All bays are 1930mm high x 986mm wide

Available from Merlin Industrial Products Ltd - +44(0)1752 690622 - [sales@mipl.uk](mailto:sales@mipl.uk)





**Bay Configuration J**  
64x ST-109

56x



**Bay Configuration K**  
28x ST-209

28x



**Bay Configuration L**  
20x ST-214

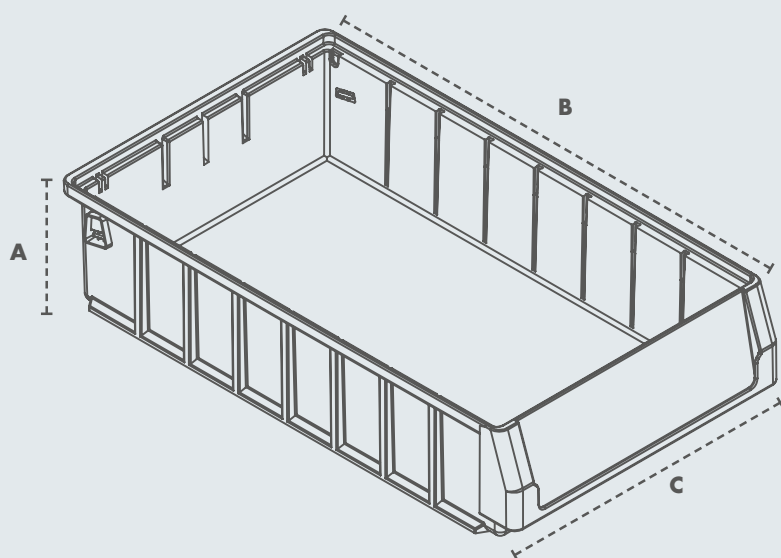
20x



**Bay Configuration M**  
32x ST-109, 8x ST-214

32x

8x



	A	B	C
<b>ST-109</b>	90mm	300mm, 400mm, 500mm	117mm
<b>ST-209</b>	90mm	300mm, 400mm, 500mm	234mm
<b>ST-214</b>	140mm	300mm, 400mm, 500mm	234mm



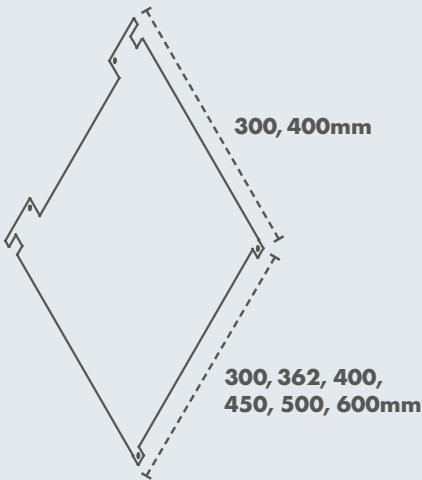
# Application: Divider Solutions

**Our Delta Plus divider options provide an effective way of storing loose and awkward items.**

Delta Plus is available with three divider options. Slot-in and fixed height dividers connect with Delta Plus' slotted shelves and can be positioned at 50mm intervals across the shelf. Freestanding Dividers can be positioned anywhere across the shelf and work with both slotted and solid shelves. In addition, we are able to supply bin fronts and back stops which provide extra security for small parts and loose items which may be held within the dividers.



**Connections at top and bottom of divider**  
Fixed height dividers can be secured via slotted shelves



## Fixed Height Divider

**Fixed Height Dividers connect to the slotted shelves above and beneath the divider.** Fixed Height Dividers allow for full height compartments to be created, fully securing loose items in place. Other heights are available on request.



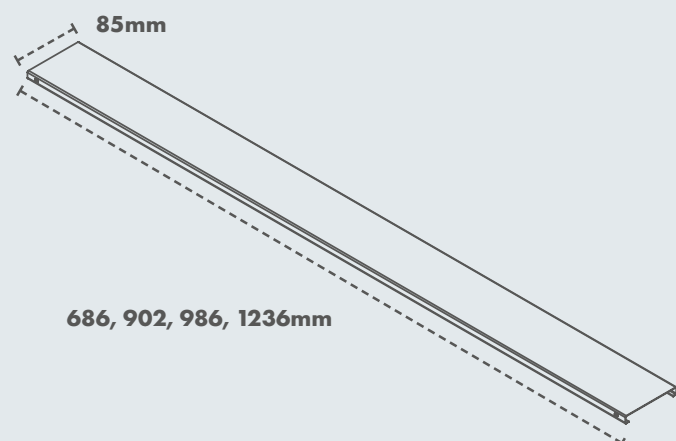
#### Back Stop

Prevents items falling from back of bay when bracing is used



#### Bin Front

Secures loose items. Compatible with all three divider options. Bin fronts simply drop in at the edge of the shelf.



#### Bin Front

**Front Panels close the bin shelf at the picking face and form a tray for storing loose goods.** The Bin Front can also be used at the rear of the shelf to provide added security when using bracing.



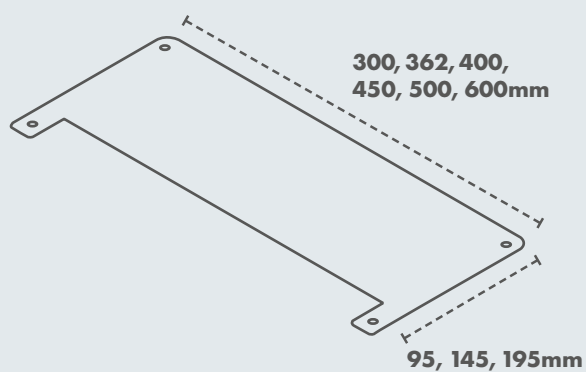
**Bin Front**

Secures loose items. Compatible with all three divider options



**Easy to adjust**

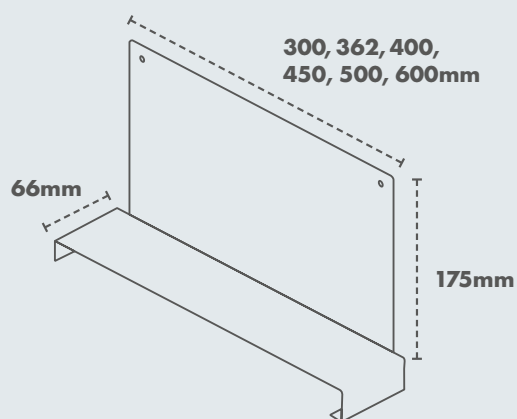
Slot-In Dividers can be positioned every 15mm



**Slot-In Divider**

**Slot-In Dividers allow for the creation of compartments for small or loose items.** Dividers simply 'slot-in' into the Delta Plus slotted shelves. They are extremely easy to reconfigure, with dividers installable in 50mm increments across the shelf. Other heights are available on request.





### Freestanding Divider

**Freestanding Dividers are the most adaptable of our divider options.** Freestanding Dividers simply clip on either side of the shelf and can be configured at any location



**Fully Adjustable**  
Freestanding dividers simply slide across the shelf as required

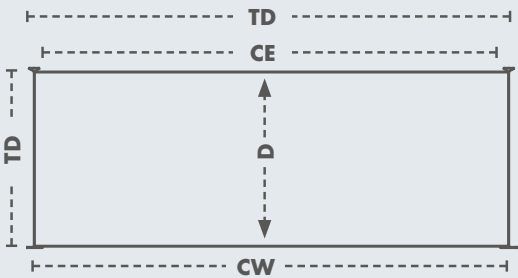


**Works with solid shelves**  
No need for slotted shelves, our freestanding dividers simply clip on



**Bin Front**  
Secures loose items. Compatible with all three divider options

# Configuration: Plan your layout



**H** Nominal Height = 930, 1930, 2230, 2530mm

**W** Nominal Width = 686, 902, 986, 1236mm

**D** Nominal Depth = 300, 362, 400, 450, 500, 600mm

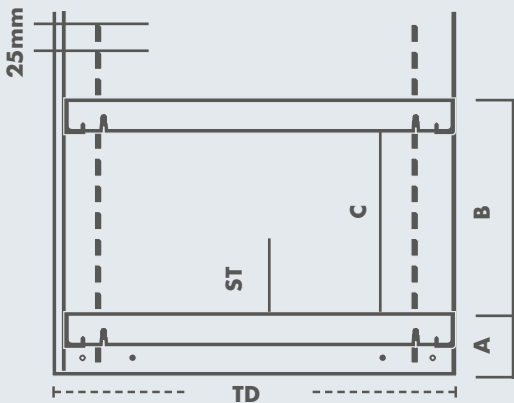
**CE** Clear Entry (CE = W-20mm)

**TWST** Total Width Starter Bay (TWST = W+36mm)

**TWEX** Total Width Extension Bay (TWST = W+1mm)

**CW** Centre Width (CW = W+1mm)

**TD** Total (TD = D+12mm)



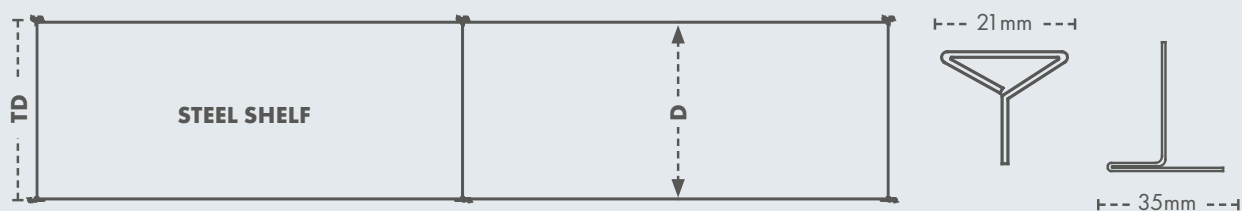
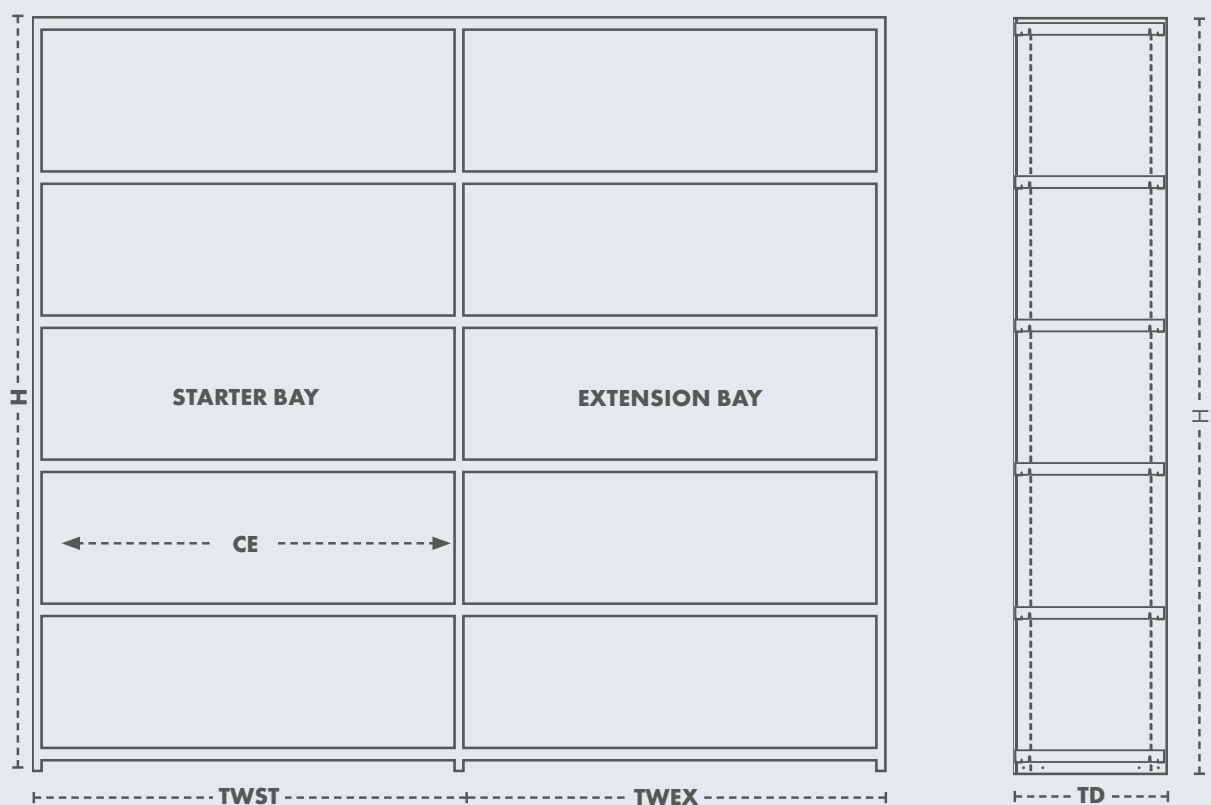
**A** Minimum first shelf level height = 56mm\*

**B** Shelf Pitch - Distance between levels = Every 25mm

**C** Clear entry - space between levels

**ST** Shelf Thickness = 30mm

\*If using metal feet and/or a plinth, the minimum first shelf level height remains 56mm



### How to calculate exact shelf pitch

If you know the height of the item to be stored, here is a simple formula to calculate the shelf pitch.

**213** (Example item height) + **30** (Shelf Thickness) ÷ **25** (Shelf Pitch) = **9.72**. Rounded up to **10** x **25** (Shelf Pitch) = **250** (Example shelf pitch)





# Components: Side Panels

**Bays of Delta Plus are supplied with solid steel side panels. The Side Panels feature an unintrusive low profile Delta front profile, making items extremely accessible.**

Delta Plus side panels boast a sleek and modern feel with a Pure White (RAL9010) finish. As side panels are constructed from solid steel you can be assured that stored items are secured in place without any danger of them falling from the sides. Delta Plus side panels also feature handy shelf location indicators every 100mm (with an overall shelf pitch of 25mm) making installation quick and easy.



**Delta Edge Profile**  
Adding strength and accessibility



**No protruding clips**  
Maximises storage space



**Shelf location indicators**  
Saves time, helps ensure correct shelf pitch during installation





**H** = 930, 1930, 2230, 2530mm (Other heights available on request)

**D** = 300, 362, 400, 450, 500, 600mm

Shelf level indicator  
every **100mm**

**25mm**

# Components: Shelf Options

**Delta Plus is supplied with a choice of two shelf types - slotted or plain. Both shelf options are made of a robust steel and offer loading capacities of up to 100kg UDL.**

Slotted shelves are compatible with our full divider range (Pages 20-23) allowing for compartmentalised storage with slots for dividers every 50mm. Solid shelves are compatible with freestanding dividers and feature an undershelf lateral filing system for use with suspended lateral files. Both shelves are finished in Pure White (RAL 9010).



**Slotted or Solid**

Choose from solid or slotted shelves

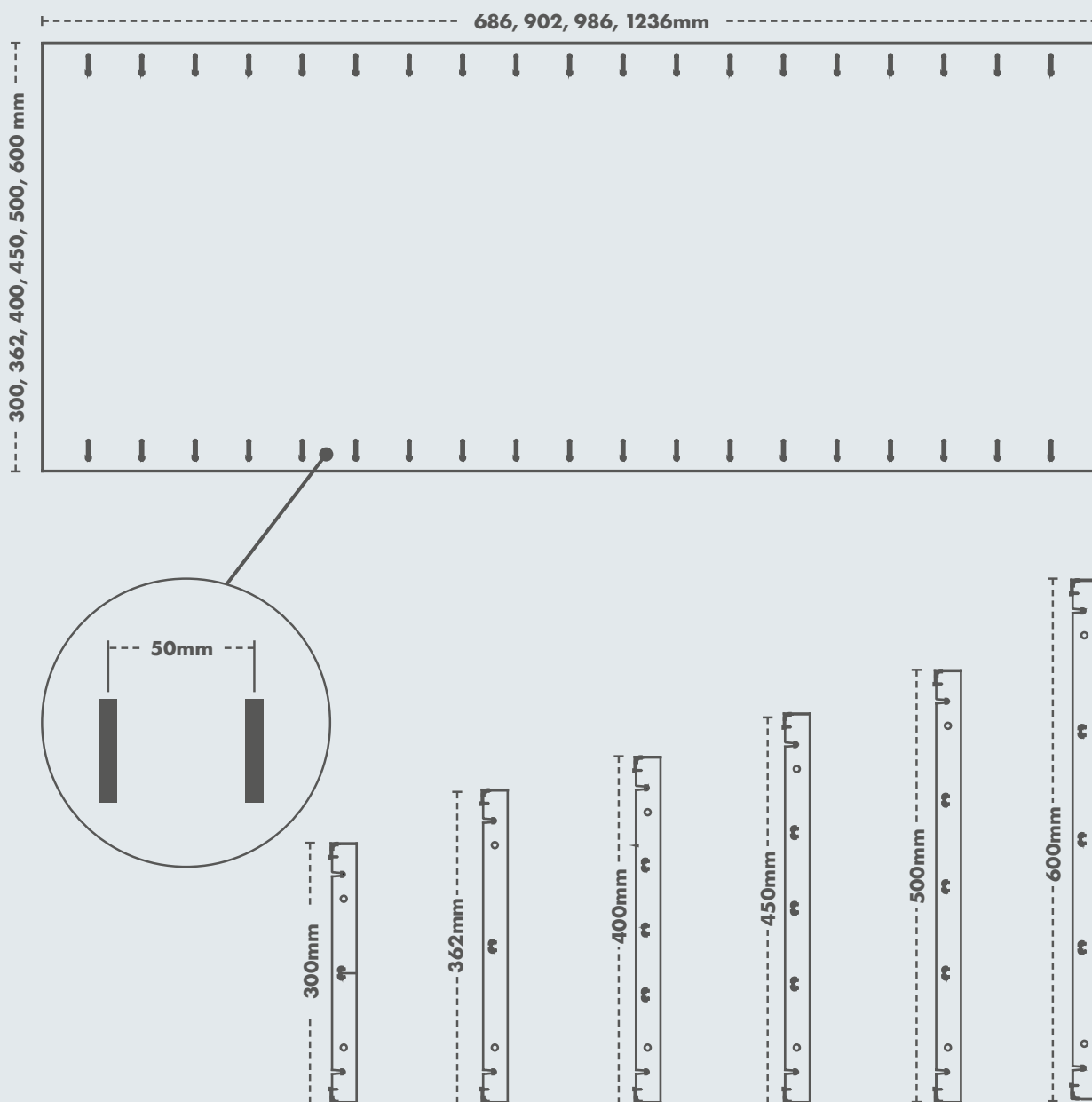


**Compatible with dividers**

Slotted shelves compatible with all three dividers





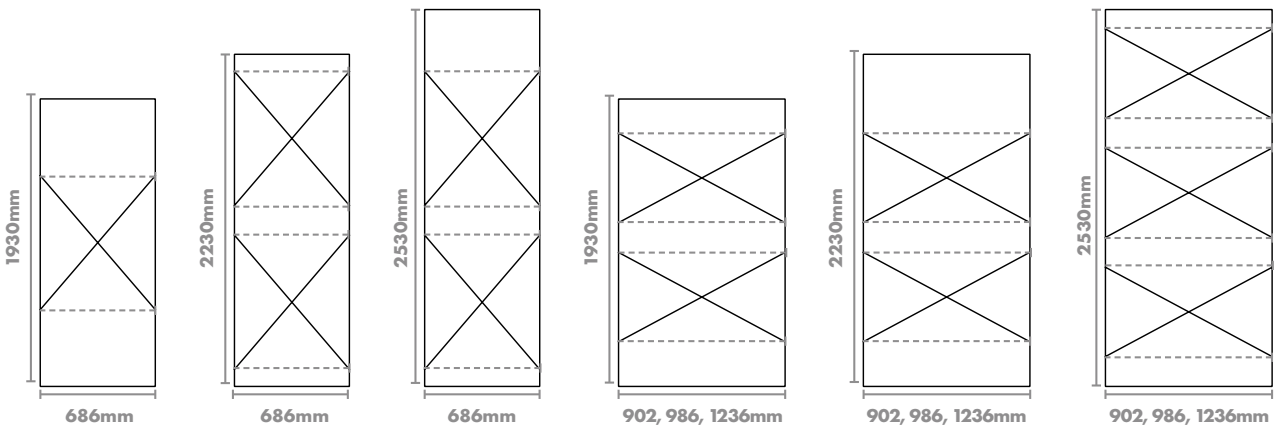


# Components:

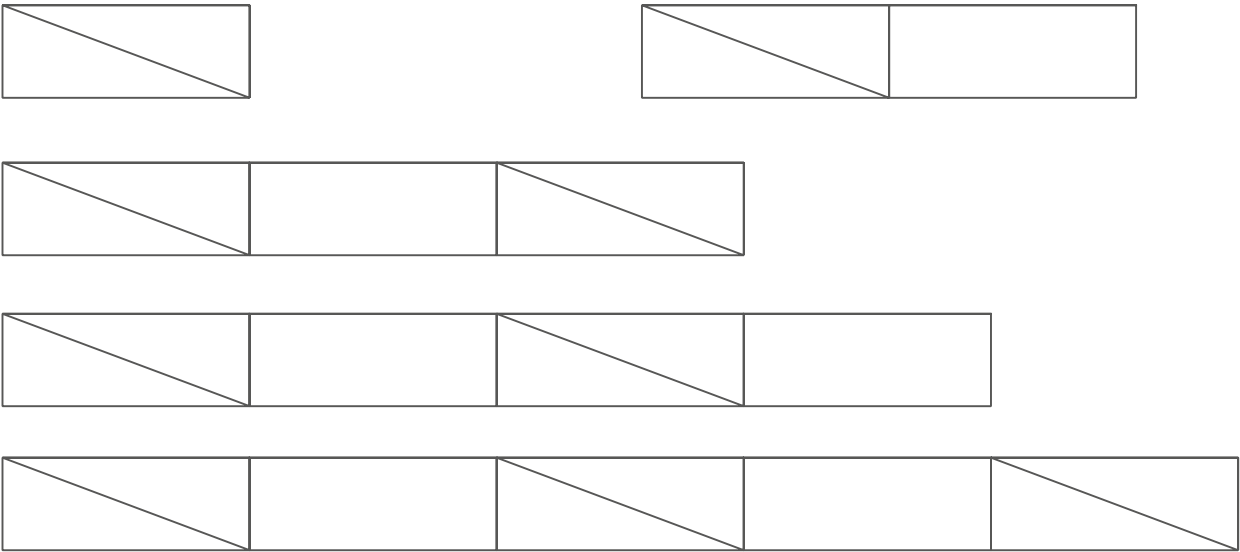
## Cross Bracing & Back Panels

**Delta Plus can be assembled with either a back panel or cross bracing.**

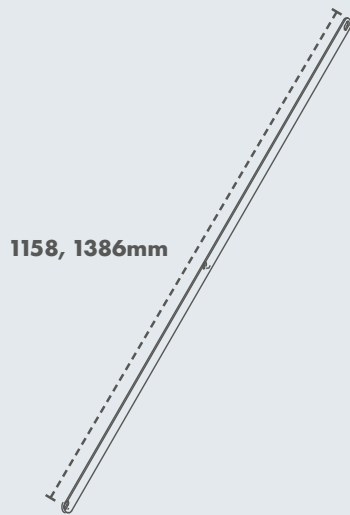
The use of Cross Bracing ensures the bay is secured in place and can be installed quickly and easily with five M6 head bolts and nuts. Bays can be configured with a backstop bin front. A braced bay delivers a maximum overall bay load of up to 600kg and 100kg UDL per shelf.



### Bracing Pattern

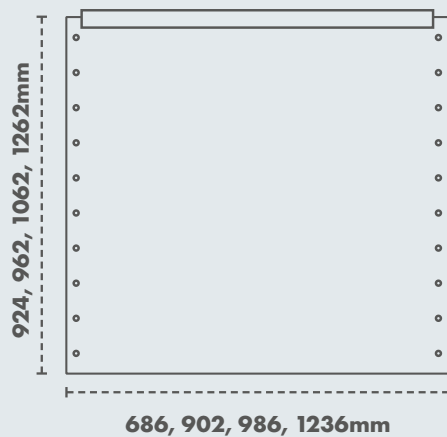


Bracing to be fitted every two bays in a run



### Cross Bracing

**Cross Bracing is fixed to the rear of a bay of shelving** and adds stability where a back panel is not used.



### Back Panel

**The use of a solid sheet back panel secures items in place** and provides protection in demanding environments.

