

TRAFFIC-LINE Stainless Steel Belt Posts

TRAFFIC-LINE Stainless Steel Wall Mounted Belt Cartridge

TRAFFIC-LINE Stainless Steel Belt Barriers are a stylish method of queue management suitable for a wide variety of applications. They are highly adaptable to changing circumstances and requirements.

- Quickly and easily deployed.
- Flexible queue options.
- Self-tensioning 2.5m belt.
- Smooth and controlled belt retraction.
- Stainless steel post & base cover.
- High stability due to low centre of gravity.
- Conforms to latest EU regulations.

Applications:

Airports, hotels, retail outlets, banks, museums, public buildings etc.

Specification:

Overall height:	915mm
Post Dia.:	63mm
Base cover Dia.:	350mm
Material:	Stainless Steel
Belt length:	2.5m
Belt colour:	Blue, Black
Weight:	10kgs



Stainless Steel



The TRAFFIC-LINE Stainless Steel Wall Mounted Belt Cartridge is the ideal solution for where a fixed point barrier is required. The Stainless Steel case houses a 2.5m long belt and is particularly suited to situations where a higher quality appearance is required. The belt is self-tensioning and can be secured to a wall clip or to a TRAFFIC-LINE Stainless Steel Belt post. Retraction of the belt is controlled by a centrifugal brake.

- Easily installed
- High quality Stainless Steel
- Damped belt action for smooth retraction
- 2.5 metre belt

Applications: Entrances, aisles, stairways, internal doors in hotels, banks, public buildings, retail outlets etc.

Specifications:

Cartridge height:	150mm
Cartridge depth:	80mm
Belt length:	2.5m
Belt colour:	Blue, Black
Features:	Wall clip and wall fixings included.

NEW



TEMPALINE Belt Barriers

The innovative **TEMPALINE** Belt Barrier is a practical and stylish method of cordoning off areas, forming queues etc. The integral foot simply folds for compact storage and for easy transportation. Construction is a strong aluminium post with ABS belt housings. It can be used both internally and externally.

- Easily transported
- Quickly deployed
- Robust construction

Applications: Banks, exhibitions, airports, ticket queues, studios etc.

Specifications:

Height: 950mm
Post: 48mm Dia.
Base (Extended) 480mm
Materials: Aluminium & ABS
Belt: 2.2m Long
Colour: Blue
Belt Housing: Black
Post: Anodised aluminium
Integral Base: Black


Accessories:

Sign holder, Case to hold up to 4 TEMPALINES



NEW





TRAFFIC-LINE Belt Barriers are an elegant and stylish queue management system, easily adaptable to changing situations and requirements.

- Quickly and easily deployed.
- Flexible queue options.
- High quality polished chrome finish.
- Self tensioning 3m belt in black/silver/black.
- Smooth and controlled belt retraction.
- Equipped with cartridge and three belt anchorages.

Applications:

Airports, hotels, retail outlets, banks, museums, public buildings etc.

Specification:

Overall height: 960mm
 Post dia.: 60mm
 Base Plate dia.: 335mm
 Belt length: 3m
 Weight: 11.3kg
 Belt colour: black/silver/black

Other belt colours available.
 Please ask for details.



TRAFFIC-LINE Chrome Plated Rope Posts



TRAFFIC-LINE Rope Posts add that distinctive touch to those special events and occasions.

- Polished chrome finish.
- Choice of two head styles – Classical and Modern.
- Four fixing points per post.
- Easy and simple rope attachment and removal.

Applications:

Special events, exhibitions, show-rooms, museums, stately homes etc.

Specification:

Overall height: 900/935mm
Post dia.: 50mm
Base Plate dia.: 340mm
Weight: 11.8kg

Rope: (See below)

Rope length: 2.0m
Rope diam.: 32mm

Classical



Modern



Accessories:



Chrome plated Wall Hooks.



Braided Ropes with Chrome plated attachment hooks in four attractive colours.





TRAFFIC-LINE Aluminium Belt posts are ideal for providing that quick barrier to 'no go' areas and effectively managing queues.

- Flexible and easy to use.
- Aluminium posts in 8 colours.
- Plastic coated metal bases.
- Superb stability due to low centre of gravity.
- Self tensioning 3m belts in 4 bi-colours.
- Damped retraction mechanism for greater control.

Applications:

Banks, hospitals, public buildings, retail units, museums etc.

Specification:

Overall height: 955mm
Post dia.: 60mm
Base plate dia.: 325mm
Weight: 11.5kg

Accessories:

Wall clip.
Belt joining link.



Available post colours



Available belt colours



TRAFFIC-LINE Aluminium Rope Posts – Anodised & Powder Coated



A practical and stylish solution to pedestrian guidance, queues and barriers.

- Quick & easy to deploy.
- Patented head design.
- Aluminium posts in 8 colours.
- Plastic coated metal bases.
- Extremely stable due to low centre of gravity.



The **patented** rotating head design ensures that the installation and removal of ropes is extremely easy and simple. The head can be secured to prevent unauthorised removal of ropes.

Specifications:

Overall height: 945mm
Post dia. 60mm
Base plate dia. 324mm
Weight: 11.5kg

Rope:

Material: Synthetic fibre
Lengths: 1.5 and 2.0m
Rope: 26mm Dia.



Colour options for posts



Applications:

Showrooms, museums, theatres, public buildings, venues, art galleries etc.

Accessories:

Wall mounted hooks.



Colour options for ropes





The **TRAFFIC-LINE** Belt Post system is an efficient method of providing barriers and guidance and provides the ideal solution for the clear demarcation of pedestrian areas from vehicular traffic.

- Self-tensioning bi-colour 3m belts.
- Damped mechanism ensures belt control.
- Aluminium posts in 4 colours.
- Permanent bases moulded in GRP.
- Secure 3 point fixing for permanent installation.

Applications:

Ideal for use in warehouses, distribution depots, industrial premises, outdoor facilities, public buildings etc.

Specifications:

Overall height: 895mm
Post dia.: 60mm
Base plate dia. 155mm
Weight (approx.) 1.8kg

Accessories:

Wall mounted clips.



Available post colours



Available belt colours



Top view of belt casing



TRAFFIC-LINE Chain/Rope Posts



The **TRAFFIC-LINE** Chain Post System is an efficient method of providing guidance and safety barriers, and are the ideal solution for the clear demarcation of pedestrian areas from vehicular traffic.

- Unique spherical head moulded in UV resistant ABS.
- Accepts both Rope and Chain.
- Aluminium posts in 4 colours.
- Permanent bases moulded in GRP.
- Secure 3 point fixing for permanent installation.

The **patented** rotating head design ensures that the installation and removal of ropes is extremely easy and simple. The head can be secured to prevent unauthorised removal of ropes and chains.



Available post colours

Applications:

Ideal for use in warehouses, distribution depots, industrial premises, outdoor facilities, public buildings etc.

Accessories:

Wall mounted hooks.



Specification:

Overall height: 905mm
Post dia.: 60mm
Base plate dia.: 155mm
Weight (approx.) 2.0kg



Available rope colours



Available chain colours






A supremely flexible system that provides either permanent or temporary demarcation of pedestrian areas from vehicular traffic routes.

- Quickly & easily deployed.
- High visibility colour scheme.
- Moulded bases with reflectors.
- Temporary or permanent installation.
- Base can be weighted with water or sand.
- Powder coated aluminium posts.
- Self tensioning mechanism.
- Damped belt mechanism for controlled retraction.
- Secure four point fixing for permanent installations.
(Fixing bolts available at extra cost.)

Specification:

Overall height: 985mm
 Post dia.: 60mm
 Post colours: Yellow, Red
 Weight: 13kg (filled)
 2.4kg (empty)
 Base dia.: 330mm
 Base colours: Yellow/Black
 Red/White
 Belt length: 3m or 4m
 Belt colours: Black/Yellow
 diagonal stripes.
 Red/White
 diagonal stripes.
 Or single colours
 available.



Applications:

Barriers, guidance, parking facilities, industrial premises, warehouses, outdoor facilities, etc.

Accessories:

Wall mounted clips.



TRAFFIC-LINE Hi-Vis Chain Posts



An extremely flexible system that provides either temporary or permanent segregation of pedestrians from vehicular traffic.

- Quickly & easily deployed.
- Eye catching colour scheme.
- Moulded bases with reflectors.
- Temporary or permanent installation.
- Base can be weighted with water or sand.
- Powder coated aluminium posts.
- Patented head design.
- Secure four point fixing for permanent installations. (Fixing bolts available at extra cost.)

The **patented** rotating head design ensures that the installation and removal of chains is extremely easy and simple. The head can be secured to prevent unauthorised removal of the chains.


Applications:

Barriers, guidance, parking facilities, industrial premises, warehouses, outdoor facilities, etc.



Specifications:

Overall height:	975mm
Post dia.:	60mm
Post colours:	Yellow, Red
Weight:	13kg (filled) 2.4kg (empty)
Base dia.:	330mm
Base colours:	Yellow/Black Red/White
Chain size:	6mm
Chain colours:	Yellow/Black Red/White



Accessories:

Wall mounted hooks.



TRAFFIC-LINE Sign Posts



High quality **TRAFFIC-LINE** Sign Posts can be supplied with either an A4 sign holder or with a brochure dispenser, for a flexible and eye catching method of getting your message across.

- Stylish presentation.
- Easily & quickly deployed.
- Silver anodised post.
- Plastic coated metal base.
- Excellent stability due to low centre of gravity.
- Black plastic A4 sized sign holder.
- A4 portrait or landscape versions.
- Clear plastic brochure dispenser version.

Applications: Exhibitions, show-rooms, museums, reception areas, venues, restaurants etc.

Specifications:

Overall height:	
Sign Holder	1,200mm
Brochure Holder	900mm
Post dia.	60mm
Post:	Aluminium
Base plate dia.	325mm
Weight (approx)	11.5kg

TRAFFIC-LINE Hi-Vis Warning Sign Posts

The **TRAFFIC-LINE** Warning Post system provides a temporary or permanent warning and instruction system for obstructions and directions.

- Quickly and easily deployed.
- Powder coated aluminium posts.
- Plastic base with 4 point fixing locations.
- Base can be weighted with water or sand.
- Signs moulded in high quality plastics.
- Four standard warning symbols.
- (Special designs on request.)

Applications: Hotels, reception areas, forecourts, parking lots, commercial & industrial premises, public buildings etc.

Specifications:

Overall height:	900mm
Post dia.:	60mm
Post colour:	Red
Base dia.:	330mm
Base colour:	Red/White
Sign dia.:	300mm
Weight (approx):	13kg (base filled) 2.4kg (base empty)



For full product range & specifications see pages 142, 143



TRAFFIC-LINE Wall Mounted Belt Cartridge TRAFFIC-LINE Wall Mounted Belt Cartridge – Magnetic



TRAFFIC-LINE Wall Mounted Belt Cartridge – Magnetic

The TRAFFIC-LINE Wall Mounted Belt Cartridge has all the features of the standard cartridge with the additional benefit even greater flexibility through the addition of a MAGNETIC fixing.



TRAFFIC-LINE Wall Mounted Belt Cartridge

The ideal solution for controlling access at fixed locations.

- Easy to install.
- Moulded in black hard wearing ABS.
- Damped belt action for smooth retraction.
- Unique bracket allows belt deployment in three directions.
- Choose from 5 belt colours.

Applications:

Entrances, internal door-ways, stairs, corridors, aisles etc.

Specifications:

Cartridge height: 130mm
Cartridge depth: 110mm
Belt length: 3.0m or 4.0m
Belt width: 50mm

Accessories: Wall mounted clip, Belt joining clip.



**Installation by
screws, adhesive
pads or magnet.**



Belt, Rope & Chain Post Accessories

TRAFFIC-LINE Belt Posts, Wall Mounted Belt Cartridge / magnetic

Wall clip for belt attachment – magnetic

Wall clip for belt attachment.

Belt clip for connecting 2 belts.

TRAFFIC-LINE Rope & Chain Posts

Wall mounted hook for rope or chain attachment.



COMMANDER Drop Down Frame Post

Parking Posts



Prevent the unauthorised use of parking spaces by installing the **COMMANDER** Drop Down Frame Post.

- 68mm Low profile folded down height.
- Suitable for most makes of cars.
- Hot dip galvanised for long life.
- Bevelled base protects tyres.
- For surface mounting or permanent fixing in concrete.
- Secure mortise cylinder lock – keyed alike or individually keyed.
- Hinge protected by lateral guide plates.



The **COMMANDER** Drop Down Frame Post is a strong and effective car parking post, available with or without red reflective bands and is also available in white finish with red reflective bands. We can supply cylinder locks to match to existing keys if required (at no extra cost), or the **COMMANDER** can be supplied with a profile cylinder lock.

Applications:

Car parks – private and public, multi-story car parks, municipal car parks etc.



**Low Profile –
High Strength**



Specification:

Overall height (above ground): 570mm
Height – folded down: 68mm
Centre post: 70/50mm section.
Frame width: 780mm
Frame tube dia. 33.5mm

Sub surface versions are set in concrete to depth of 330mm.



Surface fix



Sub-surface fix

For full product range & specifications see page 144

