

## RANGES

### WCI / WST / WMST

∅ 50-300mm  100-7500kg



Pages | 300

### WCV / WSV

∅ 50-200mm  100-1000kg




Pages | 302

### WCSF / WSSF

∅ 50-300mm  500-7000kg



Pages | 303



# CAST IRON WCI SERIES DUCTILE STEEL WST SERIES MACHINED STEEL WMST SERIES



Dia (mm)	Bearing	Cast Iron					Ductile Steel					Machined Steel						
		Code	Tread (mm)	Hub (mm)	Bore (mm)	Load (kg)	Code	Tread (mm)	Hub (mm)	Bore (mm)	Load (kg)	Code	Tread (mm)	Hub (mm)	Bore (mm)	Load (kg)		
50	-	-	-	-	-	-	□	BZH50WST	14	17	12	135	-	-	-	-	-	
65	-	-	-	-	-	-	-	-	-	-	-	-	⊞	BZH65WMSTBJM20	40	45	20	750
75	□	BZMM75WCI	32	40	12	100	-	-	-	-	-	-	-	-	-	-	-	
80	□	BZMM80WCI	32	40	12	130	-	-	-	-	-	-	⊞	BZH80WMSTBJM20	40	45	20	1100
100	□	BZMM100WCI	35	40	12	240	-	-	-	-	-	-	⊞	BZH100WMSTBJM25	40	45	25	1700
	⊞	BZMH100WCI	38	45	20	260	-	-	-	-	-	-	⊞	BZXH100WMSTBJM25	55	60	25	2500
	□	BZH100WCI	38	49	15	270	-	-	-	-	-	-	-	-	-	-	-	
	□	BZXH100WCI	50	60	20	400	-	-	-	-	-	-	-	-	-	-	-	
	⊞	BZH100WCI	50	60	20	400	-	-	-	-	-	-	-	-	-	-	-	
125	□	BZMH125WCI	40	45	15	350	-	-	-	-	-	-	⊞	BZH125WMSTBJM30	55	60	30	2750
	⊞	BZMH125WCI	38	45	20	350	-	-	-	-	-	-	-	-	-	-	-	
	□	BZH125WCI	40	49	15	350	-	-	-	-	-	-	-	-	-	-	-	
	□	BZXH125WCI	50	60	20	550	-	-	-	-	-	-	-	-	-	-	-	
	⊞	BZXH125WCI	50	60	20	550	-	-	-	-	-	-	-	-	-	-	-	
150	□	BZH150WCI	50	60	20	910	⊞	BZH150WSTBJM25	50	60	25	910	⊞	BZH150WMSTBJM35	55	60	35	3600
	⊞	BZH150WCI	50	60	20	910	-	-	-	-	-	-	-	-	-	-	-	
200	□	BZH200WCI	50	60	20	1000	⊞	BZH200WSTBJM25	50	60	25	1250	⊞	BZXH200WMSTBJM35	55	60	35	3600
	⊞	BZH200WCI	50	60	20	1000	⊞	BZXH200WSTTM30	100	108	30	3600	⊞	BZXH200WMSTBJM50	55	60	50	6000
	-	-	-	-	-	-	-	-	-	-	-	-	⊞	BZXH200WMSTBJM50	80	90	50	7000
250	⊞	BZH250WCI	50	60	20	1250	⊞	BZXH250WSTTM30	100	108	30	5450	⊞	BZXH250WMSTBJM35	55	60	35	3600
	-	-	-	-	-	-	-	-	-	-	-	-	⊞	BZXH250WMSTBJM50	55	60	50	6000
	-	-	-	-	-	-	-	-	-	-	-	-	⊞	BZXH250WMSTBJM50	80	90	50	7500
300	-	-	-	-	-	-	⊞	BZXH300WSTTM30	100	108	30	5500	⊞	BZXH300WMSTBJM50	55	60	50	6000
	-	-	-	-	-	-	-	-	-	-	-	-	⊞	BZXH300WMSTBJM55	80	90	55	7500

**HIGH TEMPERATURE**  
BIL offers 20mm ball bearing wheels  
Bearing 6204ZZ to 270c add HT to code



**BESPOKE MACHINING**  
**SPECIALIST WHEELS MADE TO ORDER**  
**STEEL, STAINLESS STEEL OR NYLON**  
**...FOR ANY APPLICATION**



**CASTOR & WHEEL  
MANUFACTURERS**

# V-GROOVE WCV / WSV SERIES


















100-1000kg



50-200mm



			Cast Iron V Groove								Steel V Groove						
			-30°C to +80°C Max Speed 4kph							-30°C to +80°C Max Speed 4kph							
Dia (mm)	Bearing	Code	Tread (mm)	Width of Groove (mm)	Depth of Groove (mm)	Hub (mm)	Bore (mm)	Load (kg)	Bearing	Code	Tread (mm)	Width of Groove (mm)	Depth of Groove (mm)	Hub (mm)	Bore (mm)	Load (kg)	
50	-	-	-	-	-	-	-	-		BZH50WSVBJM10	18	12	7	18	10	100	
75		BZH75WCVRB191	35	22	11	45	19.1	200		BZH75WSVBJM12	22	16	8	22	12	135	
100		BZH100WCVBJM20	50	22	11	60	20	360		BZH100WSVBJM15	24	18	9	24	15	300	
	-	-	-	-	-	-	-	-		BZXH100WSVBJM15	40	20	9	40	15	600	
120	-	-	-	-	-	-	-	-		BZH120WSVBJM20	33	25	11	33	20	600	
125		BZH125WCVBJM20	50	22	11	60	20	675		BZH125WSVBJM20	50	25	11	50	20	1200	
150		BZ150WCVBJM20	50	32	15	60	20	700		BZH150WSVBJM20	33	25	11	33	20	800	
200		BZH200WCVBJM20	50	22	11	60	20	900		BZH200WSVBJM20	33	25	11	33	20	1000	

(High temp bearings available on request)

# FLANGED WCSF / WSSF SERIES



500-7000kg



50-300mm



Cast Iron Flanged										Steel Flanged							
-30°C to +80°C Max Speed 4kph										-30°C to +80°C Max Speed 4kph							
Dia (mm)	Bearing	Code	Dia Inc Flange (mm)	Tread Minus Flange (mm)	Tread Inc Flange (mm)	Hub (mm)	Bore (mm)	Load (kg)	Bearing	Code	Dia Inc Flange (mm)	Tread Minus Flange (mm)	Tread Inc Flange (mm)	Hub (mm)	Bore (mm)	Load (kg)	
50	-	-	-	-	-	-	-	-	ECB	BZH50WSSFBJM15	62	30	40	40	15	500	
75	-	-	-	-	-	-	-	-	ECB	BZH75WSSFBJM20	100	30	40	40	20	800	
100	ECB	BZH100WCSFBJM20	125	38	50	50	20	800	ECB	BZH100WSSFBJM25	125	40	50	50	25	1200	
125	ECB	BZH125WCSFBJM20	145	38	50	50	20	900	ECB	BZH125WSSFBJM25	150	40	50	50	25	1500	
150	ECB	BZH150WCSFBJM20	180	38	50	50	20	1000	ECB	BZH150WSSFBJM30	180	48	60	60	30	2000	
200	ECB	BZH200WCSFBJM25	230	46	58	58	25	1500	ECB	BZH200WSSFBJM35	240	48	60	60	35	2500	
250	-	-	-	-	-	-	-	-	ECB	BZH250WSSFBJM45	290	60	75	75	45	4000	
300	-	-	-	-	-	-	-	-	ECB	BZH300WSSFBJM60	345	72	90	90	60	7000	

(High temp bearings available on request)