

AXEL



Health and well-being are of paramount concern to organisation, and the AXEL desk range offers the perfect solution. Thanks to its sit-stand worktop adjustment system, the AXEL desk enables users to keep moving and generally improve well-being at work.



new AXEL meeting table, page 214

- CAMILLE multi-compartment locker, page 164
- OPUS office chairs, page 270
- Decorative plants, page 322



Height-adjustable & ergonomic



Melamine
worktops
25 mm thick

Cable trough for
routing cables
and trailing
sockets
(for shared
structure only)

Integrated
anti-collision
technology
on the electric
drive version

Telescopic
adjustable
uprights for
worktops
W. 120 to 180 cm

Twin drive
system, one in
each leg upright

Optional
desktop screens

2 TYPES OF ADJUSTMENT SYSTEM



Retractable manual crank under worktop
Height adjustment range from 71.5 to 115.5 cm
Centred T-leg with 2 telescopic shafts



Electric drive with control panel and memory function
Mounted to the underside of the worktop
Height adjustment range from 65 to 130 cm
Centred T-leg with 3 telescopic shafts

Configuration examples

Shared structure desks Electric drive version

2 individual worktops with pre-drilled openings for cable ports D. 80 x W. 160 cm
+ Fabric covered acoustic desktop screen H. 70 x W. 160 cm
+ Fixing clamps

£ 1973

(Price includes desktop screen Cat. A)



Individual desk Manual crank operated

Worktop with pre-drilled
Openings for cable ports D. 80 x W. 160 cm
+ Cable ports

£ 484

Individual desk with return Electric drive version

Main worktop with pre-drilled openings for cable ports
D. 80 x W. 160 cm
+ Return on the right side D. 60 x W. 80 cm

£ 1 378




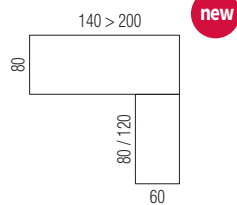

2 individual desks with electric drive and fabric covered desktop screen



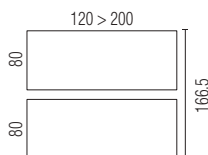
OVERVIEW

- SOLANGE desktop screens H. 70 cm, page 128
- CPU holders, page 330
- OPUS ergonomic office chairs, page 270
- ARMAND cupboards, page 168

Individual desks

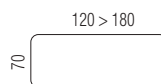


Desks with shared structural frame

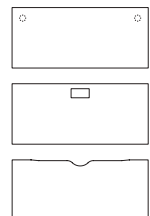


Desktop screens H. 70 cm for shared structure desks

Acoustic fabric



Power and cable management



PRICES

Products / Colours: **From stock** **On request 6 weeks**



To ensure rapid delivery:
Choose products **AND** colours available from stock

MANUAL CRANK OPERATED
(technical specifications, see p.71)



ELECTRIC POWERED DRIVE SYSTEM
(technical specifications, see p.71)



INDIVIDUAL DESKS

Rectangular section legs (80 x 50 mm)

DEPTH 80 CM

> Rectangular worktops with pre-drilled openings for optional cable ports

			Ref. + top + fin.	Price excl. tax		Ref. + top + fin.	Price excl. tax
	W. 120 cm		1 532 020	£ 453		1 532 050	£ 717
	W. 140 cm		1 532 021	£ 463		1 532 051	£ 726
	W. 160 cm		1 532 022	£ 472		1 532 052	£ 736
	W. 180 cm		1 532 023	£ 481		1 532 053	£ 746
	W. 200 cm ⁽¹⁾		1 532 024	£ 500		1 532 054	£ 764

> Rectangular pre-cut worktops for soft closing top access.
Metal cable trough included, in a matching finish to legs.

			Ref. + top + fin.	Price excl. tax		Ref. + top + fin.	Price excl. tax
	W. 120 cm		1 532 157	£ 510		1 532 055	£ 773
	W. 140 cm		1 532 158	£ 519		1 532 056	£ 783
	W. 160 cm		1 532 159	£ 528		1 532 057	£ 793
	W. 180 cm		1 532 160	£ 537		1 532 058	£ 802

> Rectangular worktops with scalloped edge

			Ref. + top + fin.	Price excl. tax		Ref. + top + fin.	Price excl. tax
	W. 120 cm		-	-		1 532 096	£ 717
	W. 140 cm		-	-		1 532 097	£ 726
	W. 160 cm		-	-		1 532 098	£ 736
	W. 180 cm		-	-		1 532 099	£ 746

DEPTH 90 CM

> Rectangular worktops with pre-drilled openings for optional cable ports

			Ref. + top + fin.	Price excl. tax		Ref. + top + fin.	Price excl. tax
	W. 180 cm		1 532 273	£ 500		1 532 289	£ 764
	W. 200 cm		1 532 274	£ 509		1 532 290	£ 773

OPTIONS

FOR INDIVIDUAL DESKS D. 80 CM

> Set of 4 castors

Made from ABS. 2 with brakes. Mounted to the underside instead of the stabilizer feet. Dim. ø 75 mm

	Ref.	Price excl. tax
Set of 4 castors	1 816 101 OJ	£ 30

⁽¹⁾ Desk W. 200 cm is mounted on a W. 180 cm structural frame.

1	MELAMINE Worktops (+ top)	METAL Legs (+ fin.)	2	MELAMINE Worktops (+ top)	METAL Legs (+ fin.)



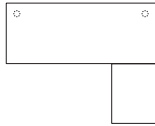
INDIVIDUAL DESKS WITH RETURN

Square section legs (75 x 75 mm). Return can be placed on either left- or right-hand side.

Ref. + top + fin.	Price excl. tax
-------------------	-----------------

MAIN WORKTOP DEPTH 80 CM - RETURN D. 60 CM

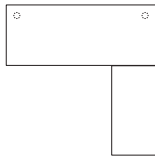
> Rectangular worktops with pre-drilled openings for optional cable ports



With return 60 x 80 cm



Worktop W. 140 cm	1 532 177	£ 1 369
Worktop W. 160 cm	1 532 178	£ 1 378
Worktop W. 180 cm	1 532 179	£ 1 388
Worktop W. 200 cm	1 532 252	£ 1 452

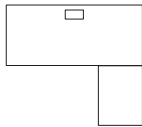


With return 60 x 120 cm



Worktop W. 140 cm	1 532 180	£ 1 378
Worktop W. 160 cm	1 532 181	£ 1 388
Worktop W. 180 cm	1 532 182	£ 1 397
Worktop W. 200 cm	1 532 253	£ 1 462

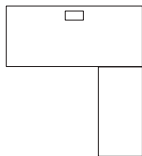
> Rectangular pre-cut worktops for soft closing top access
Metal cable trough included, in a matching finish to legs.



With return 60 x 80 cm



Worktop W. 140 cm	1 532 291	£ 1 425
Worktop W. 160 cm	1 532 292	£ 1 434
Worktop W. 180 cm	1 532 293	£ 1 443

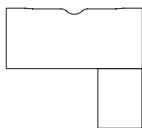


With return 60 x 120 cm



Worktop W. 140 cm	1 532 295	£ 1 434
Worktop W. 160 cm	1 532 296	£ 1 443
Worktop W. 180 cm	1 532 297	£ 1 452

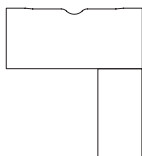
> Rectangular worktops with scalloped edge



With return 60 x 80 cm



Worktop W. 140 cm	1 532 183	£ 1 369
Worktop W. 160 cm	1 532 184	£ 1 378
Worktop W. 180 cm	1 532 185	£ 1 388



With return 60 x 120 cm



Worktop W. 140 cm	1 532 186	£ 1 378
Worktop W. 160 cm	1 532 187	£ 1 388
Worktop W. 180 cm	1 532 188	£ 1 397

3

MELAMINE Worktops (+ top)							METAL Legs (+ fin.)		
MG	M6	MA	R2	RI	R3	RL	SO	Z4	SG

Power and cable management
Optional
See page 345

Top access module sold separately
Inclusion in your order is required
See page 345

PRICES

Products / Colours: **From stock** On request: 6 weeks (desks) - 4 weeks (desktop screens)



To ensure rapid delivery:
Choose products **AND** colours available from stock

MANUAL CRANK OPERATED
(technical specifications, see p.71)



ELECTRIC POWERED DRIVE SYSTEM
(technical specifications, see p.71)



SHARED STRUCTURE DESKS

Rectangular section legs (80 x 50 mm)

DEPTH 166.5 CM

> 2 rectangular worktops D. 80 cm with pre-drilled openings for optional cable ports

	Ref. + top + fin.	Price excl. tax		Ref. + top + fin.	Price excl. tax
	W. 120 cm	1 532 025		1 532 059	£ 1 566
	W. 140 cm	1 532 026		1 532 060	£ 1 585
	W. 160 cm	1 532 027	3	1 532 061	£ 1 604
	W. 180 cm	1 532 028		1 532 062	£ 1 622
	W. 200 cm ⁽¹⁾	1 532 029	£ 1 085	1 532 063	£ 1 651

> 2 rectangular worktops D. 80 cm pre-cut for soft closing top-access module. Each worktop is fitted with its own metal cable trough, in a matching finish to legs.

	W. 120 cm	1 532 161		1 532 064	£ 1 680
	W. 140 cm	1 532 162	3	1 532 065	£ 1 698
	W. 160 cm	1 532 163		1 532 066	£ 1 717
	W. 180 cm	1 532 164	£ 1 170	1 532 067	£ 1 736

> 2 rectangular worktops D. 80 cm with scalloped edge

	W. 120 cm	-	-	3	1 532 100	£ 1 566
	W. 140 cm	-	-	2	1 532 101	£ 1 585
	W. 160 cm	-	-	2	1 532 102	£ 1 604
	W. 180 cm	-	-	3	1 532 103	£ 1 622

⁽¹⁾ Desk W. 200 cm is mounted on a W. 180 cm structural frame.

1	MELAMINE Worktops (+ top)							METAL Legs (+ fin.)		
2	MELAMINE Worktops (+ top)							METAL Legs (+ fin.)		

3	MELAMINE Worktops (+ top)							METAL Legs (+ fin.)		

Power and cable management
Optional
See page 345

Top access module sold separately
Inclusion in your order is required
See page 345

OPTIONS


Ref.

Price excl. tax

FOR DESKS WITH SHARED STRUCTURE

> Flexible cable channel (sold by the unit)

Made from ABS. Secured with screws between the cable trough (perforations under the tray) and the worktop (secured using wood screws)



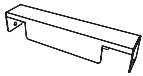
Cable channel (sold by the unit)

1 532 232 + fin.

£ 42

> Set of 2 spacing bars for shared workstations (powered version)

Made from metal. These create a 30 mm gap between 2 adjoining bench desks, to prevent the accidental trapping of fingers during worktop height adjustments. Placed on the structure's crossbeam.



Set of 2 spacers

1 532 114 + fin.

£ 47

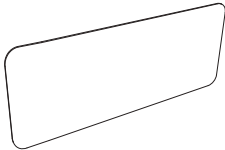
DESKTOP SCREENS FOR SHARED STRUCTURE DESKS

Ref.

Price excl. tax

Desktop screens compatible only with AXEL shared structure workstations. Not designed to receive an accessories rail. (Fixing clamps to be ordered separately)

ACOUSTIC FABRIC COVERED DESKTOP SCREEN 47 MM THICK, H. 70 - FABRIC CAT. A



W. 120 cm

1 532 007 + fab.

Bondai fabrics
Cat. A

£ 288

W. 140 cm

1 532 008 + fab.

£ 307

W. 160 cm

1 532 009 + fab.

£ 326


W. 180 cm

1 532 010 + fab.

£ 344

FIXING CLAMPS (MUST BE INCLUDED IN YOUR ORDER)

Clamps for screens H. 70 cm made from epoxy lacquered metal.



Set of 2 clamps

1 532 016 + fin.

£ 43

DESKTOP SCREENS FOR INDIVIDUAL DESKS

See our range of desktop screens on page 123: SOLANGE, TWINS & LUCIEN