

Turntable Trailers with Mesh Cage Supports



Delivery
20 Days



Made in
Britain

Detachable mesh sides. General purpose hand pulling trailers with steel 50 x 50mm mesh load retaining panels. Ends are fixed - sides are lift off and fully removable.

Finish: Blue epoxy chassis and ends, yellow epoxy sides.

- Fixed mesh ends - detachable mesh sides
- Sides 760mm high
- 3 deck sizes
- MDF or steel decks
- Front turntable steering with loop handle
- Solid or pneumatic tyres
- Flush MDF deck polyurethane coated
- Parking brake option

Handle dimensions:

Overall height above deck: 560mm

Overall length: Deck length + 240mm



TR126MS

Mesh size 50 x 50mm

Panel heights above deck 760mm



Deck Size mm	Deck Height mm	Capacity kg	Wheel Diameter mm	Tyre Type	MDF Deck		Steel Deck	
					Weight Kg	Order Ref	Weight Kg	Order Ref
1200 x 600	425	350	200	Solid	59	TR120MS	64	TR220MS
	450	500	260	Pneumatic	61	TR121PMS	46	TR221PMS
	450	500	250	Solid	63	TR121SMS	48	TR221SMS
1500 x 750	500	750	400	Solid	104	TR126MS	120	TR226MS
	500	750	400	Pneumatic	81	TR126PMS	97	TR226PMS
	500	1000	400	Solid	114	TR127MS	130	TR227MS
	500	1000	400	Pneumatic	91	TR127PMS	107	TR227PMS
2000 x 1000	500	1000	400	Solid	152	TR130MS	181	TR230MS
	500	1000	400	Pneumatic	130	TR130PMS	159	TR230PMS

Optional extras

Tee bar handle

Factory fitted at time of manufacture as alternative to loop handle, at no extra cost. Add suffix "T" to reference.



Parking brake

Factory fitted at time of manufacture. Brake is applied when handle is raised to vertical position.

Ref: PB1 (extra)



Loadtek

Turntable Trailers

Trailers

Standard deck height 510mm. Braced and reinforced all steel welded chassis with high quality polyurethane coated ply decks inset and finished flush. Protected all round by steel side frame. Fixed optional headboard complete with drop down sides and tailgate. All with polyurethane coated ply panels.

Wheels: Large 400mm diameter roller bearing wheels with either solid or pneumatic tyres.

Finish: Blue epoxy.

Handles

Loop handles are supplied as standard. T bar handles can be supplied at no extra cost. Please specify T bar handle when ordering.

1 Tonne hand pull turntable or ackerman steering

2 Options

- Flat Bed
- Headboard Sides and Tailgate


Turntable Steering

Front axle mounted ball race turntable. Highly manoeuvrable with tight turning circle.



Single Ackerman Steering

Front steering with rigid back axle. Limited turning circle with 100% stability.





Delivery
20 Days



Max Load
1000kg



Made in
Britain



TR110P



TR112P



TR160

UDL Capacity		1000kg			
Deck Size mm		1500 x 800		2000 x 1000	
Wheel Diameter x Tread		400 x 100	400 x 110	400 x 100	400 x 110
Tyre Type		solid	pneumatic	solid	pneumatic
TURNTABLE - flat bed	Weight	112kg	85kg	137kg	110kg
	Order Ref	TR100	TR100P	TR110	TR110P
TURNTABLE - with headboard sides & tailgate	Weight	142kg	115kg	175kg	148kg
	Order Ref	TR102	TR102P	TR112	TR112P
ACKERMAN - flat bed	Weight	107kg	80kg	129kg	102kg
	Order Ref	TR150	TR150P	TR160	TR160P
ACKERMAN - with headboard sides & tailgate	Weight	137kg	110kg	167kg	140kg
	Order Ref	TR152	TR152P	TR162	TR162P



Heavy Duty Towing Trailers



Delivery
25 Days



Made in
Britain

Turntable Steering

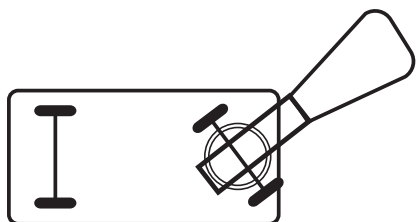
Good solo manoeuvring in confined spaces. For in-plant operation - maximum towing speed 8 kph (5 mph). Fully welded steel chassis.

Anti-drop tow bar.

35mm tow eye - rear hitch and pin.

Finish: Blue epoxy.

Flush ply decks - sanded and coated.



Turntable Steering

good solo manoeuvring in confined spaces.



Capacities from
1 tonne to 3 tonne

Maximum UDL kg	1000		2000		3000	
Deck height mm	500	500	515	550	575	720
Wheels	Solid	Pneumatic	Solid	Pneumatic	Solid	Pneumatic
Diameter x tread mm	400 x 100	400 x 110	400 x 100	500 x 120	455 x 120	610 x 150
Deck 2 x 1m	Weight 200kg	Weight 185kg	Weight 220kg	Weight 205kg	Weight 250kg	Weight 235kg
Order Ref	TR601	TR601P	TR602	TR602P	TR603	TR603P
Deck 2.4 x 1.2m	Weight 230kg	Weight 215kg	Weight 250kg	Weight 235kg	Weight 285kg	Weight 270kg
Order Ref	TR611	TR611P	TR612	TR612P	TR613	TR613P

Rear hitch and pin



Double Ackerman Steering

Front and rear steering for accurate tracking in train

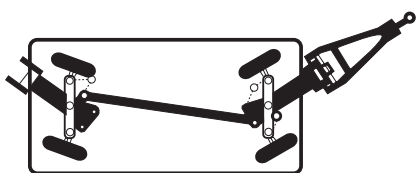
For in-plant operation - maximum towing speed 8 kph (5 mph).

Fully welded steel chassis.

35mm tow eye - rear hitch and pin.

Finish Blue epoxy.

Flush ply decks - sanded and coated.



Double Ackerman

steering for towing in lines.



Special Service

As manufacturers we are able to offer custom built trailers with many styles and types of superstructure to suit individual requirements. Alternative deck sizes and capacities also available.

Maximum UDL kg	1000 kg		2000 kg		3000 kg	
Deck height mm	500	500	515	550	575	720
Wheels	Solid	Pneumatic	Solid	Pneumatic	Solid	Pneumatic
Diameter x tread mm	400 x 100	400 x 110	400 x 100	500 x 120	455 x 120	610 x 150
Deck 2 x 1m	Weight	200kg	185kg	220kg	205kg	250kg
Order Ref		TR700	TR700P	TR710	TR710P	TR720
Deck 2.4 x 1.2m	Weight	230kg	215kg	250kg	235kg	285kg
Order Ref		TR730	TR730P	TR740	TR740P	TR750



Loadtek

Turntable and Ackerman Trailers