

industrial cupboards **Shelf loading 85kg UDL**

A practical and sturdy range of cupboards manufactured to withstand the wear and tear of industrial use. Brighten working environments by selecting strong colour combinations for carcass and doors.

sturdy strength

**Industrial Specifications**

All cupboard components are manufactured from mild steel.  
Door frames from 1.0mm, doors from 0.9mm  
and carcass and panels from 0.7mm.  
Shelf loading is a maximum of 85kg U.D.L.

**Shelf loading - 85kg UDL**



**Standard Cupboard**

Supplied with 3 adjustable full width shelves - extra shelves available on request.

**H** 1780mm  
**W** 915mm  
**D** 460mm



**Cupboard / Wardrobe**

A useful combination of shelves and garment storage is created by a central partition. One side has 3 adjustable shelves while the other has a single shelf with hanging rail.

**H** 1780mm  
**W** 915mm  
**D** 460mm



**Wardrobe Cupboard**

Complete with full width shelf and hanging rail.

**H** 1780mm  
**W** 915mm  
**D** 460mm



**Slim Wardrobe**

Complete with single shelf and hanging rail.

**H** 1780mm  
**W** 610mm  
**D** 460mm

anti-bacterial technology

NEW black body option



**8 Compartment Cupboard**

Incorporates a central partition with 6 adjustable shelves.

**H** 1780mm  
**W** 915mm  
**D** 460mm



**12 Compartment Cupboard**

Features two partitions with 9 adjustable shelves.

**H** 1780mm  
**W** 915mm  
**D** 460mm



**Open Cupboard**

Features 4 adjustable shelves.

**H** 1780mm  
**W** 915mm  
**D** 460mm



**Slim Cupboard**

Complete with 3 adjustable shelves.

**H** 1780mm  
**W** 610mm  
**D** 460mm



**Low Cupboard**

Complete with 1 adjustable shelf - extra shelves available on request.

**H** 1015mm  
**W** 915mm  
**D** 460mm



**Tool Cupboard**

Complete with 2 adjustable shelves - extra shelves available on request. Fitted with a dished top to help retain tools and small items.

**H** 890mm  
**W** 460mm  
**D** 460mm

**PROBE COLOURS**

anti-bacterial technology

All products are powder coated with **ACTIVECOAT**® exclusive to Probe.

- = **DOOR COLOUR**
- ▲ = **BODY COLOUR**



● **RED**



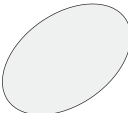
● **BLUE**



● **YELLOW**



● **GREEN**



● ▲ **SMOKE WHITE**



● ▲ **SILVER**



▲ **BLACK**

We reserve the right to alter designs and specification of products illustrated in this brochure without prior consent. All sizes are nominal. All information is correct at time of going to press.

commercial cupboards

A versatile and extensive range of cupboards for the office environment, that can be used to blend with existing décor, or to provide a basis for new and motivating colour schemes.



**Standard Cupboard**  
Supplied with 3 adjustable full width shelves - extra shelves available on request.  
**H** 1780mm  
**W** 915mm  
**D** 460mm



**Cupboard / Wardrobe**  
A useful combination of shelves and garment storage is created by a central partition. One side has 3 adjustable shelves while the other has a single shelf with hanging rail.  
**H** 1780mm  
**W** 915mm  
**D** 460mm



**Commercial Specifications**  
All cupboard components are manufactured from mild steel.  
Door frames from 1.0mm, doors from 0.9mm and carcass and panels from 0.7mm.  
Shelf loading is a maximum of 65kg U.D.L.

**Shelf loading - 65kg UDL**



**Wardrobe Cupboard**  
Complete with full width shelf and hanging rail.  
**H** 1780mm  
**W** 915mm  
**D** 460mm



**Slim Cupboard**  
Complete with 3 adjustable shelves.  
**H** 1780mm  
**W** 610mm  
**D** 460mm

anti-bacterial technology



**8 Compartment Cupboard**  
Incorporates a central partition with 6 adjustable shelves.  
**H** 1780mm  
**W** 915mm  
**D** 460mm



**12 Compartment Cupboard**  
Features two partitions with 9 adjustable shelves.  
**H** 1780mm  
**W** 915mm  
**D** 460mm

NEW black body option



**Open Cupboard**  
Features 4 adjustable shelves.  
**H** 1780mm  
**W** 915mm  
**D** 460mm



**Slim Wardrobe**  
Complete with single shelf and hanging rail.  
**H** 1780mm  
**W** 610mm  
**D** 460mm

NEW black body option



**Low Cupboard**  
Complete with 1 adjustable shelf - extra shelves available on request.  
**H** 1015mm  
**W** 915mm  
**D** 460mm



**Small Cupboard**  
Complete with 2 adjustable shelves - extra shelves available on request.  
**H** 890mm  
**W** 460mm  
**D** 460mm

**PROBE COLOURS**

All products are powder coated with **ACTIVECOAT** exclusive to Probe.

- = **DOOR COLOUR**
- ▲ = **BODY COLOUR**



● **RED**



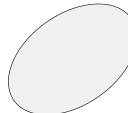
● **BLUE**



● **YELLOW**



● **GREEN**



● ▲ **SMOKE WHITE**



● ▲ **SILVER**



▲ **BLACK**

anti-bacterial technology

We reserve the right to alter designs and specification of products illustrated in this brochure without prior consent. All sizes are nominal. All information is correct at time of going to press.



work stations

Probe work stations have been specifically developed to meet the needs of our customers requiring a convenient space to work at, while standing, with secure storage.

Function

- ❑ Strong robust construction
- ❑ All Units feature adjustable shelves
- ❑ Two point locking on all Work Stations
- ❑ Reinforced doors for extra strength



DOOR/DRAW COMBINATIONS AVAILABLE

Please refer to price list for door and draw combinations.



specialist work stations

anti-bacterial technology

Medical Work Station

Under the Health and Safety Regulations 1981, workplaces must have first aid provision. To satisfy a wide range of first aid equipment we have designed an attractive and highly visible Medical Work Station for your working environment.



PPE Work Station

Personal Protection Equipment is mandatory in many working environments (PPE at Work Regulations 1992 Part 5). Controlling and storing your safety equipment will be more effective in this specially designed Probe PPE Work Station.



PROBE COLOURS

anti-bacterial technology

All products are powder coated with **ACTIVECOAT**® exclusive to Probe.

- = DOOR COLOUR
- ▲ = BODY COLOUR



● RED



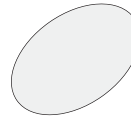
● BLUE




● YELLOW



● GREEN



● ▲ SMOKE WHITE



● ▲ SILVER



▲ BLACK

We reserve the right to alter designs and specification of products illustrated in this brochure without prior consent. All sizes are nominal. All information is correct at time of going to press.